



Simple Operating Instructions for eDOT APP 2.0 (Public Version)

Taiwan Centers for Disease Control

Version 1.0 Date: 2023/08/21

Step One: Download & Install eDOT App

Please scan the QR Code for installation

Android App



iOS App



✘Important Note

For **Android**, when downloading the app file, such as Chrome, please enable "Allow Apps from this Source".



Reminder: What to do if you forget your password?



Please contact the caregiver and enter the default password provided by them

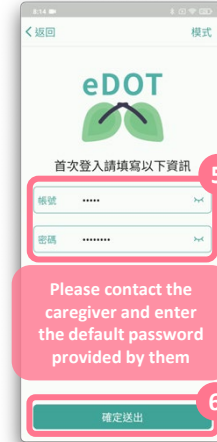
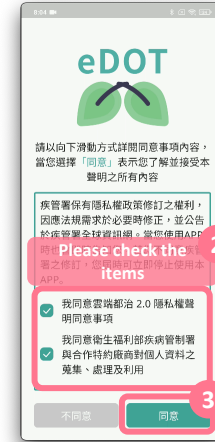


Set your password (4 - 10 digits)

Change is done



Step Two: First-time login to eDOT App



✘Important Note

Afterwards, please use your password to log in to the App. If the password is entered incorrectly 5 times, the account will be locked for 15 minutes

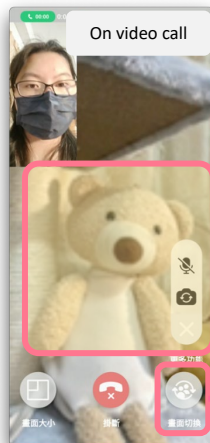
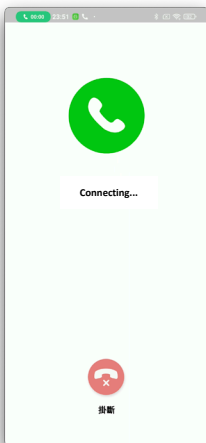


Simple Operating Instructions for eDOT APP 2.0 (Public Version)

Taiwan Centers for Disease Control

Version 1.0 Date: 2023/08/21


Step Three: Have a video call with the caregiver



Important Note
Please face the camera while taking your medication, allowing the caregiver to take a photo of you taking medication.

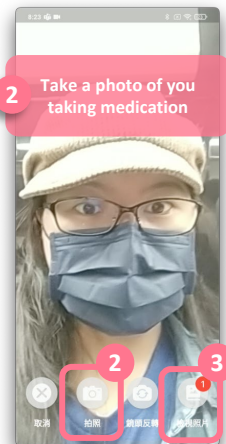
You can zoom in on your image and adjust your medication posture

Step Four: If you experience any side effects, you can report them to the caregiver

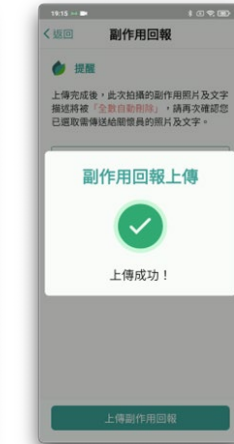


Other functions: Self-portrait

When to use: If a video call is not possible, the caregiver will enable the self-portrait function.



Other functions: Health educational information



If you do not need to take a photo, you can proceed directly with the text description in the "Next Step"