



## Summary : Week 42 (Oct. 14– Oct. 20, 2012)

Influenza activity was low in Taiwan during week 42. Seasonal influenza virus type AH3 is predominant in the community.

- Of the 120 specimens tested during week 40, 2012, 4 (3%) were positive for influenza viruses, all of the positive specimens were positive for influenza AH3 virus.
- There were 2 new complicated influenza infections during week 42. Since July 1, 2012, 260 complicated influenza infections have been confirmed, including 245 cases from influenza AH3 (H3N2) virus infection, 12 cases from pandemic (H1N1) 2009 virus infection and 3 cases due to un-typed influenza A virus infection. 72 cases of complicated influenza infections received the intensive care. Since July 1, 2012, there have been 23 reports of death from complicated influenza infection; 22 from the seasonal H3N2 strain and 1 from pandemic (H1N1) 2009 virus infection, respectively.
- The number of deaths related to pneumonia and influenza during week 41 was 276, which was above the number of the previous week (247 deaths).
- The rate of outpatient visits for influenza-like illness is 1.01%, a 4.7% decrease compared with the rate of previous week (1.06%).
- The rate of emergency room visits for ILI is 8.09%, a 4.7% decrease compared with the rate of previous week (8.49%).

## Virologic surveillance

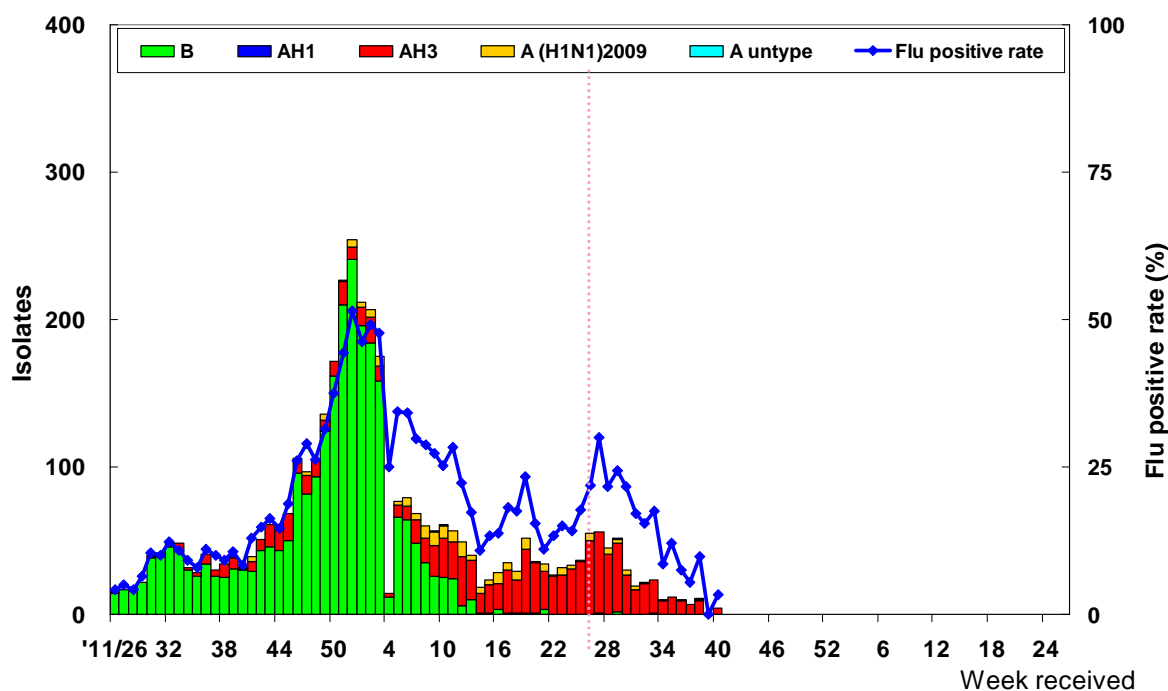
The results of tests performed during week 40 are summarized in the table below.

	Data for week 40	Cumulative data since 7/1/2012
<b>Number of specimens tested</b>	120	1960
<b>Number of positive specimens (%)</b>	4(3)	301(15)
<b>Positive specimens by type/subtype (%)</b>		
<b>Influenza A (% of all positive specimens)</b>	4(100)	297(99)
<b>A (pandemic [H1N1] 2009) (% of all Influenza A)</b>	0(0)	16(5)
<b>A (H3)</b>	4(100)	279(94)
<b>A (H1)</b>	0(0)	0(0)
<b>A (unable to subtype)</b>	0(0)	2(1)
<b>A (subtyping not performed)</b>	0(0)	0(0)
<b>Influenza B</b>	0(0)	4(1)



**Antigenic characterization:** Taiwan CDC has antigenically characterized 4 human influenza viruses [4 influenza A (H3)] since July 1, 2012. All of the 4 influenza A (H3N2) viruses tested were related to the A (H3N2) component of the 2012-13 influenza vaccine (A/Victoria/361/2011).

### Influenza positive tests reported to Taiwan CDC by contracted laboratories, 2011–2013



**Antiviral resistance:** Since July 1, 2012, 3 pandemic (H1N1) 2009 and 14 influenza A (H3N2) have been tested for resistance to the neuraminidase inhibitors (oseltamivir). The results of antiviral resistance testing performed on these viruses are summarized in the table below.

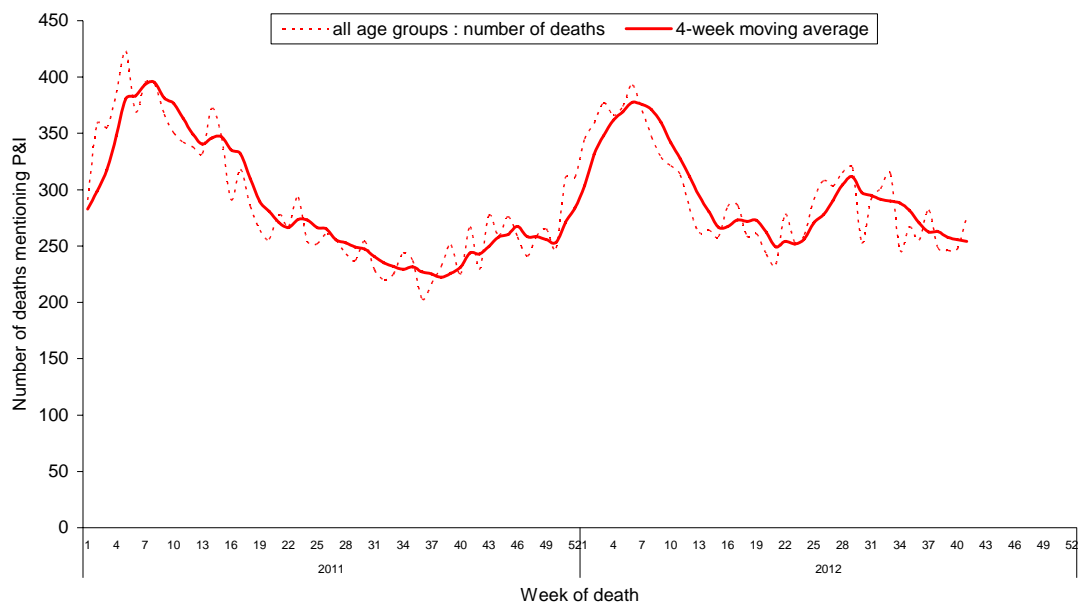
	Isolates tested (n)	Resistance Viruses, n (%)
		Oseltamivir
A (pandemic [H1N1] 2009)	3	0 (0)
A (H3)	14	0 (0)
B	0	0 (0)



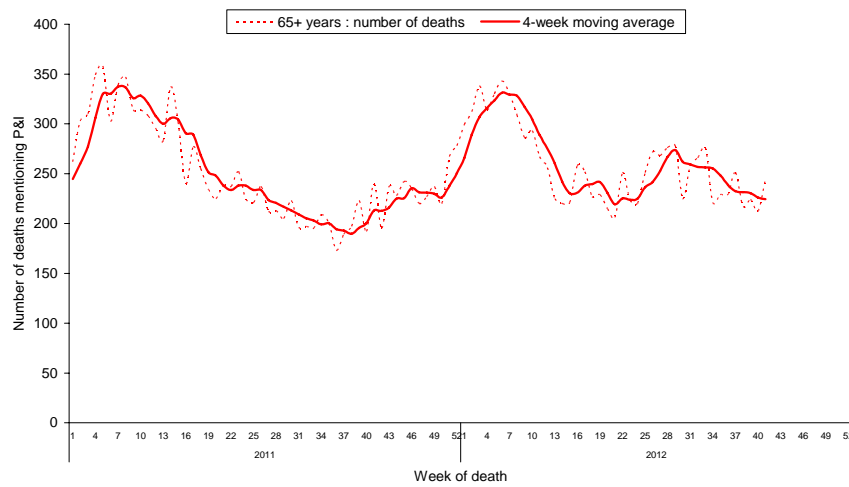
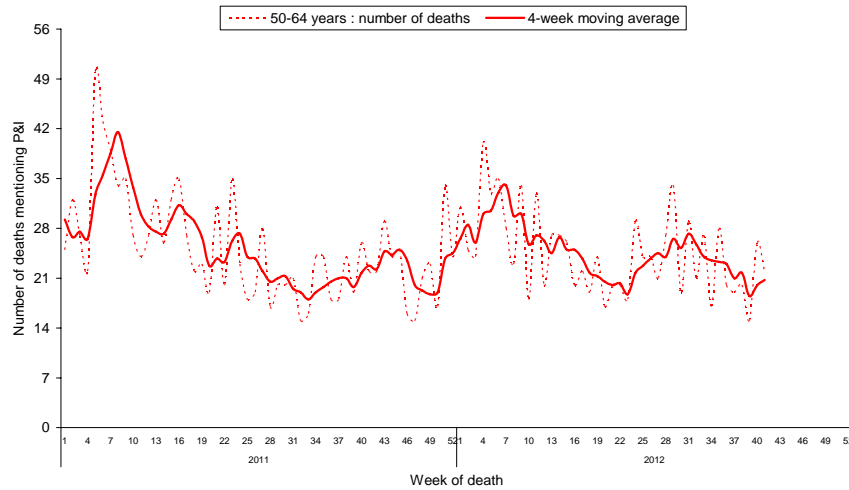
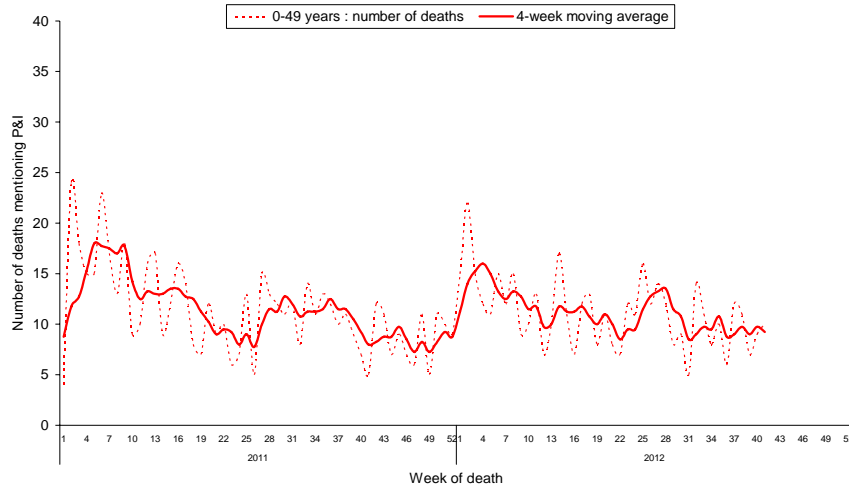
## Pneumonia and influenza (P&I) mortality surveillance

During week 41, 2012, 276 deaths reported through the National Death Certificate System mentioned P&I as the cause of death. This number was above the number of previous week (247 deaths). The number of deaths related to P&I for adults of 65 or greater is the highest among the three age groups (0–49, 50–64, and 65+).

### National pneumonia and influenza mortality Week ending 10/13/2012



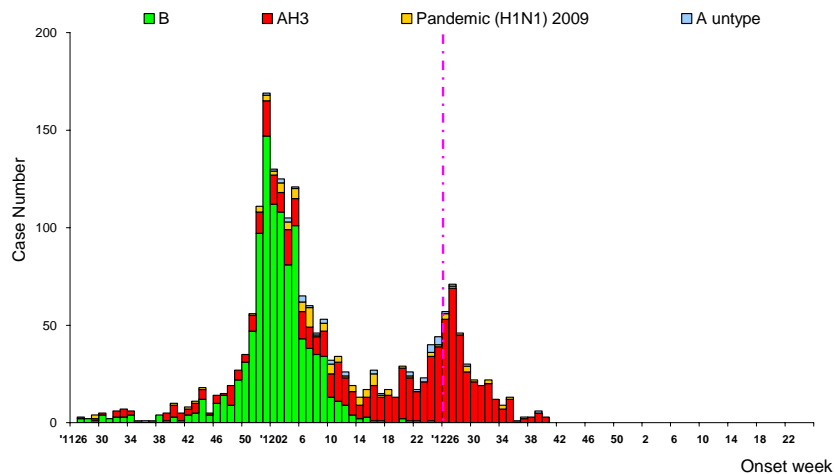
## National pneumonia and influenza mortality by age group Week ending 10/13/2012



## Reports of complicated influenza\*

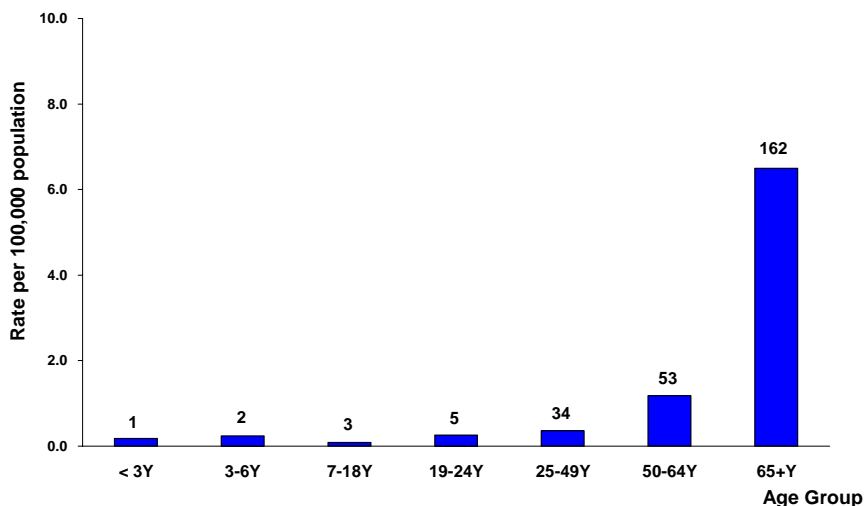
There were 2 new complicated influenza infections during week 42. Since July 1, 2012, 260 complicated influenza infections have been confirmed, including 72 cases requiring intensive care. Since July 1, 2012, there have been 23 reports of death from complicated influenza infection; 22 from the seasonal H3N2 strain and 1 from pandemic (H1N1) 2009 virus, respectively.

### Number of complicated influenza reports by week of onset 26/6/2011 to present



\*Defined as influenza infection with pulmonary complication, neurologic complication, myocarditis, pericarditis, invasive bacterial infection requiring hospitalization, intensive care or resulting in deaths.

### Rate of complicated influenza reports by age groups 1/7/2012 to present



\*Numbers represent number of complicated influenza reports for that specific age stratum.



## Outpatient and emergency room influenza-like illness surveillance

Nationwide during week 42, 1.01% of outpatient visits reported through the National Health Insurance Database were due to influenza-like illness (ILI), a 4.7% decrease compared with the rate of previous week (1.06%).

The rate of emergency room visits for ILI is 8.09%, a 4.7% decrease compared with the rate of previous week (8.49%).

### Rate of outpatient and emergency room (ER) visits for influenza-like illness

26/6/2011 to present

