



Summary : Week 5 (Jan. 27–Feb. 2, 2013)

Influenza activity is still at low to moderate level in Taiwan during week 5. Influenza A (H3N2) virus is predominant in community. The influenza strains which have been tested match the 2012–13 influenza vaccine components.

- Of the 186 specimens tested during week 3, 2013, 19 (10.2%) were positive for influenza viruses, 13 (7%) were positive for influenza A (H3N2) virus, 4 (2.2%) were positive for influenza A (H1N1) virus, 1 (0.5%) was positive for un-typed influenza A virus, and 1 (0.5%) was positive for influenza B virus.
- During week 5, 2013, there were 11 new cases of complicated influenza, including 5 cases with influenza A (H3N2) virus infection and 6 cases with influenza A (H1N1) virus infection. Since July 1, 2012, 302 cases of complicated influenza infection have been confirmed, including 265 cases from influenza A (H3N2) virus infection, 30 cases from influenza A (H1N1) virus infection, 3 cases due to un-typed influenza A virus infection, and 4 cases from influenza B virus infection. 86 cases of complicated influenza infection received the intensive care. Since July 1, 2012, there have been 25 reports of death from complicated influenza infection; 24 cases from influenza A (H3N2) virus infection and 1 case from influenza A (H1N1) virus infection, respectively.
- During week 4, 2013, the number of deaths related to pneumonia and influenza was 306, which was above the number of the previous week (292 deaths).
- The rate of outpatient visits for influenza-like illness is 1.25%, which was comparable with the rate of previous week (1.25%).
- The rate of emergency room visits for ILI is 10.23%, a 1.4% decrease compared with the rate of previous week (10.38%).

Virologic surveillance

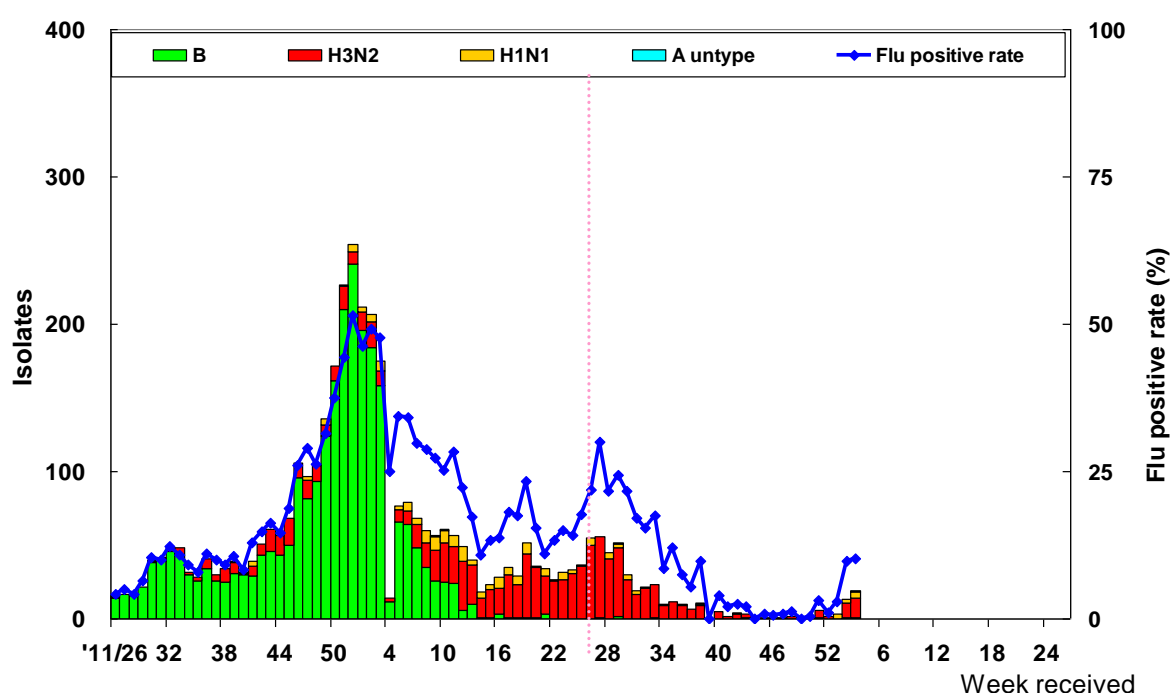
During week 3, 2013, the results of tests performed are summarized in the table below.

	Data for week 3	Cumulative data since 7/1/2012
Number of specimens tested	186	4284
Number of positive specimens (%)	19(10.2)	360(8.4)
Positive specimens by type/subtype (%)		
Influenza A (% of all positive specimens)	18(95)	352(98)
A (H1N1) (% of all Influenza A)	4(22)	26(7)
A (H3N2)	13(72)	323(92)
A (unable to subtype)	1(6)	3(1)
A (subtyping not performed)	0(0)	0(0)
Influenza B	1(5)	8(2)



Antigenic characterization: Taiwan CDC has antigenically characterized 17 human influenza viruses [2 influenza A (H1N1) viruses, 12 influenza A (H3N2) viruses, and 3 influenza B viruses] since October 1, 2012. All of the 12 influenza A (H3N2) viruses tested were related to the A (H3N2) component of the 2012-13 influenza vaccine (A/Victoria/361/2011(H3N2)); both of the 2 influenza A (H1N1) virus tested were related to the A (H1N1) component of the 2012-13 influenza vaccine (A/California/7/2009(H1N1)pdm09); all of the 3 influenza B viruses tested were belonged to the B/Yamagata lineage and were related to the B component of the 2012-13 influenza vaccine (B/Wisconsin/1/2010).

Influenza positive tests reported to Taiwan CDC by contracted laboratories, 2011–2013



Antiviral resistance: Since October 1, 2012, 12 influenza A (H1N1), 35 influenza A (H3N2) and 2 influenza B viruses have been tested for resistance to the neuraminidase inhibitors (oseltamivir). The results of antiviral resistance testing performed on these viruses are summarized in the table below.

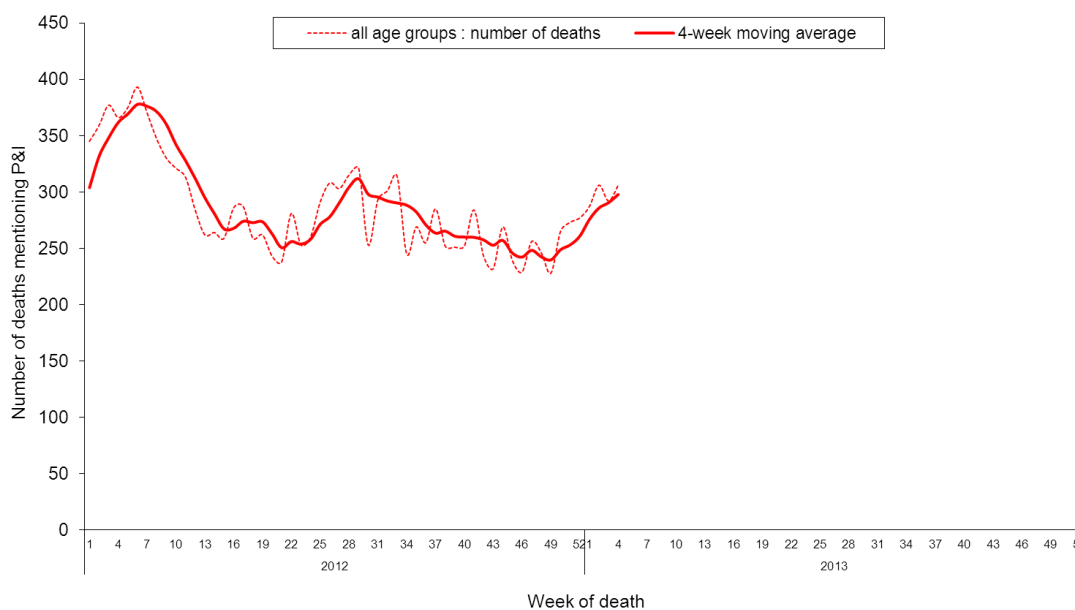
	Isolates tested (n)	Resistance Viruses, n (%)
		Oseltamivir
Influenza A (H1N1)	12	0 (0)
Influenza A (H3N2)	35	0 (0)
Influenza B	2	0 (0)



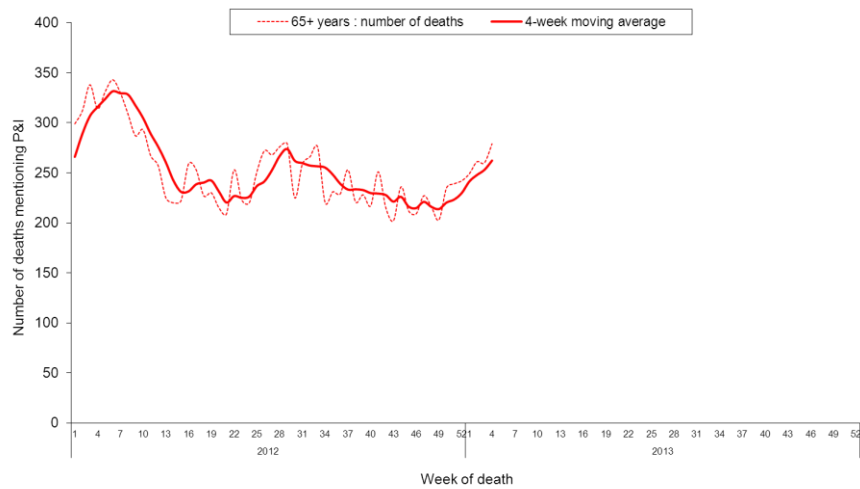
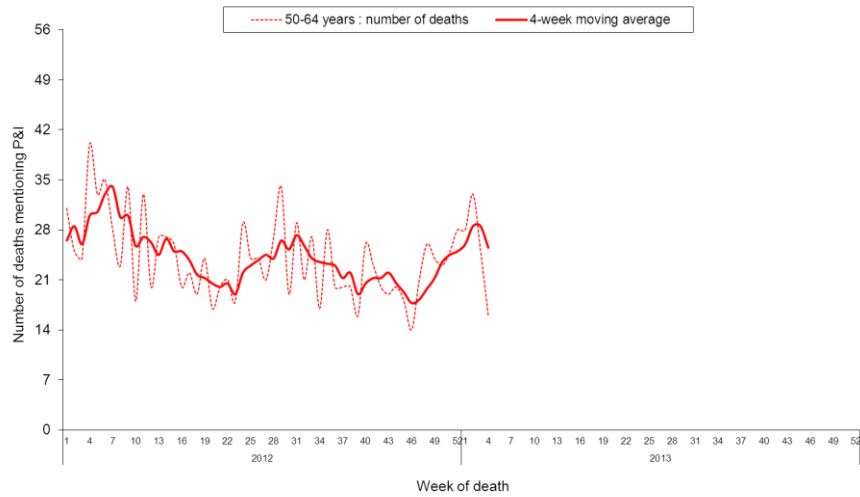
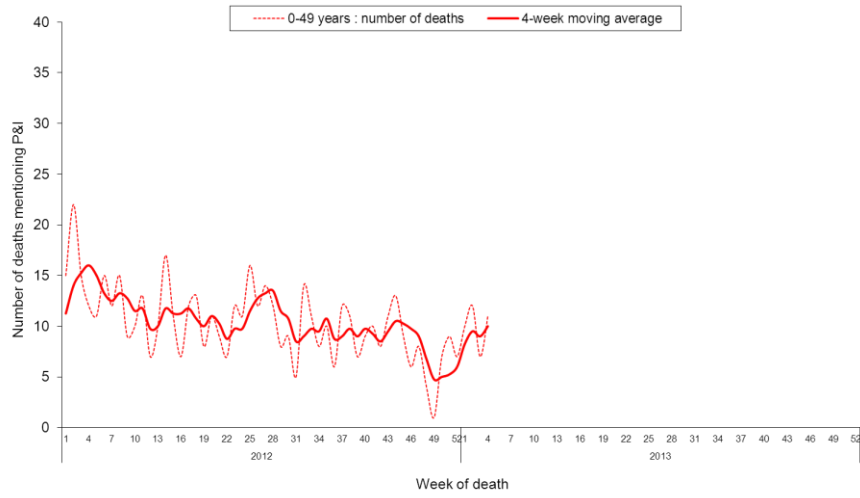
Pneumonia and influenza (P&I) mortality surveillance

During week 4, 2013, 306 deaths reported through the National Death Certificate System mentioned P&I as the cause of death. This number was above the number of previous week (292 deaths). The number of deaths related to P&I for adults of 65 or greater is the highest among the three age groups (0–49, 50–64, and 65⁺).

National pneumonia and influenza mortality Week ending January 26, 2013



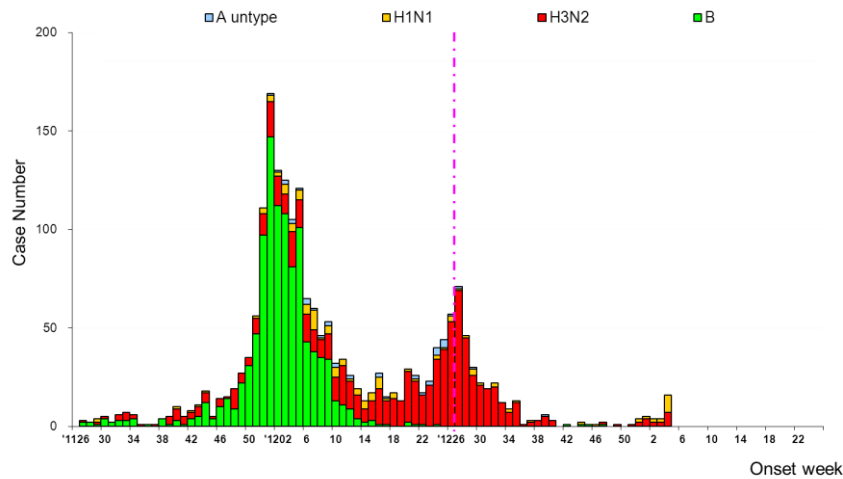
National pneumonia and influenza mortality by age group Week ending January 26, 2013



Reports of complicated influenza*

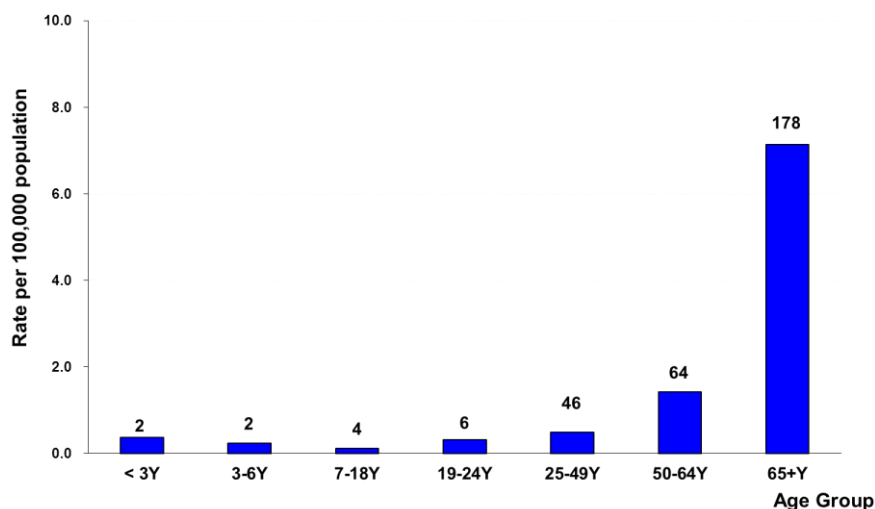
During week 5, 2013, there were 11 new cases of complicated influenza, including 5 cases with influenza A (H3N2) virus infection and 6 cases with influenza A (H1N1) virus infection. Since July 1, 2012, 302 cases of complicated influenza infection have been confirmed, including 265 cases from influenza A (H3N2) virus infection, 30 cases from influenza A (H1N1) virus infection, 3 cases due to un-typed influenza A virus infection, and 4 cases from influenza B virus infection. 86 cases of complicated influenza infection received the intensive care. Since July 1, 2012, there have been 25 reports of death from complicated influenza infection; 24 cases from influenza A (H3N2) virus infection and 1 case from influenza A (H1N1) virus infection, respectively.

Number of complicated influenza reports by week of onset June 26, 2011 to present



*Defined as influenza infection with pulmonary complication, neurologic complication, myocarditis, pericarditis, invasive bacterial infection requiring hospitalization, intensive care or resulting in deaths.

Rate of complicated influenza reports by age groups July 1, 2012 to present



*Numbers represent number of complicated influenza reports for that specific age stratum.



Outpatient and emergency room influenza-like illness surveillance

Nationwide during week 5, 2013, 1.25% of outpatient visits reported through the National Health Insurance Database were due to influenza-like illness (ILI), which was comparable with the rate of previous week (1.25%).

The rate of emergency room visits for ILI is 10.23%, a 1.4% decrease compared with the rate of previous week (10.38%).

Rate of outpatient and emergency room (ER) visits for influenza-like illness

June 26, 2011 to present

