

台灣流感速訊

Taiwan Influenza Express

Taiwan Centers for Disease Control. | 2007~2008 Influenza Season | Week: 15 (2008/04/06-04/12)

Taiwan Influenza Surveillance :

1. The consultation rates for ILI (Influenza-Like Illness) reported by sentinel physicians for the week 15 in 2008 were lower than the mean of previous 3 weeks, with the percentage rates for the past 4 weeks being 3.19, 3.08, 2.91 and 2.94 respectively, as shown in Fig. 1. It was lower than the mean of previous 3 weeks by 4.0%, and which was lower than the same period in 2006-2007.
2. Comparing to the mean of previous 3 weeks, the consultation rate decreased in the 6 regions of Taiwan.
3. The dominant respiratory virus identified by National Influenza Center and CDC Collaborating Labs in these 6 weeks was type B, as shown in Fig. 2. The other main respiratory viruses were Adenovirus and HSV.

Conclusion : The influenza surveillance for week 15 indicated that the epidemiological trends in Taiwan was lower than the mean of previous 3 weeks. Influenza A (H1) was the dominant viruses in this flu season.

Worldwide Influenza Surveillance :

1. **Asia :** In Hong Kong, the weekly consultation rate for ILI reported by general practitioners for the week 14 (2008/03/30-04/05) was 45.6‰, which comparing to the previous week was higher, but lower than the same period of last year. Since January 2008, influenza A (H1N1) was the dominant viruses. In Japan, the number of ILI cases reported by sentinel physicians was 1.68 for the week 13 (2008/03/24-03/30), which comparing with the previous week was lower, and lower than same period of last year. Influenza A (H1) was the dominant viruses in this flu season.
2. **U.S. /Canada :** In USA, during week 14 (2008/03/30-04/05), influenza activity continued to decrease in the United States. The proportion of outpatient visits for ILI and the proportion of outpatient visits for acute respiratory illness (ARI) were below national baseline levels. Six states reported widespread activity, 11 states reported regional activity, 23 states reported local activity, 10 states and the District of Columbia reported sporadic influenza activity. In Canada, during weeks 14, overall influenza activity increased from the previous week. The ILI consultation rate was lower than previous week (19 ILI per 1,000 patient visits), which is within the expected range for this week. The sentinel response rate was 60%. Of the influenza detections to date, 62% were influenza A and 38% were influenza B.
3. **Europe :** EISS indicated that all countries in Europe influenza activity has returned to low levels of activity. The majority of virus detections since the start of the season have been influenza A(H1N1) viruses.
4. **WHO Flu-net :** Global flu surveillance showed that in week 14 (accessed on Apr. 18, 2008) there was Regional Outbreak in Norway, Russian Federation and Croatia; Local Outbreak in USA; Sporadic in France, Germany, Sri Lanka, Latvia, Mongolia, Mexico, Poland, Portugal, Romania, China, Ukraine, Switzerland and Belgium; the rest areas were no activity or no report.

Conclusion : WHO Flu-net indicated that there were influenza activities in some countries.

Global Distribution of Influenza by WHO FLU-NET

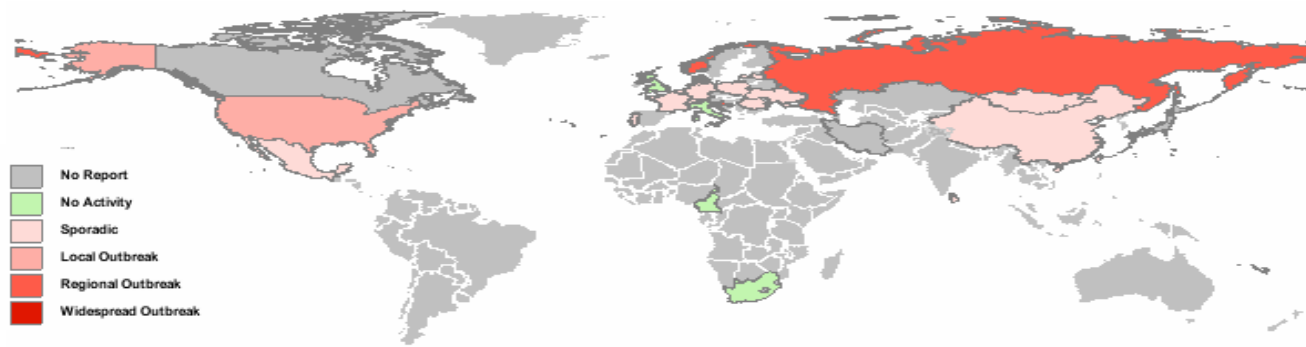


Fig.1 Percentage of Visits by ILI Cases as Reported by Sentinel Physicians

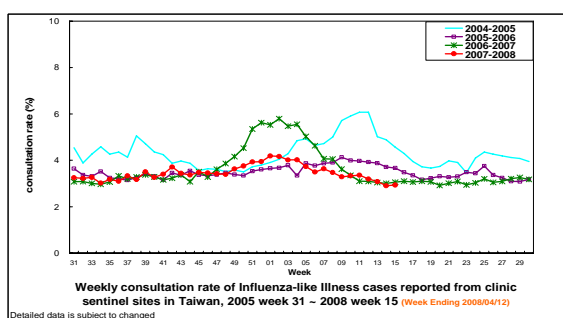
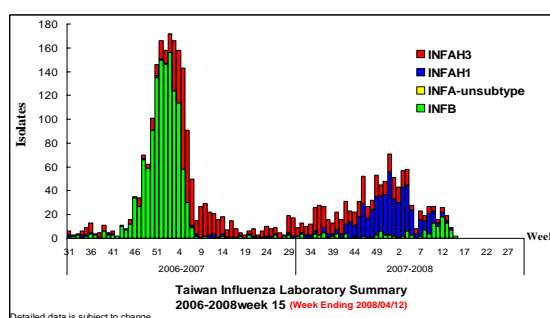


Fig2. Laboratory Summary



References :

Global epidemiological situation of influenza: WHO Flu-net, USA-CDC, CANADA-PHAC, EUROPE-EISS, JAPAN-IASR, HK DOH.
 Taiwan epidemiological situation of ILI: Taiwan CDC. For more info, surf <http://www.cdc.gov.tw>, <http://flu.cdc.gov.tw>
 The Influenza Express published weekly by Taiwan CDC informs you of the latest information on local and global influenza activities.