

# 台灣流感速訊

## Taiwan Influenza Express

Taiwan Centers for Disease Control. | 2007~2008 Influenza Season | Week: 48 (11/25~12/01), 2007

### Taiwan Influenza Surveillance :

1. The consultation rates for ILI (Influenza-Like Illness) reported by sentinel physicians for the week 48 in 2007 were lower than the previous week, with the percentage rates for the past 4 weeks being 3.49, 3.48, 3.42 and 3.37 respectively, as shown in Fig. 1. It was lower than the previous week by 1.5%, and which was lower than the same period in 2006-2007.
2. Comparing to previous week, the consultation rate increased in Southern, Kao-ping and Eastern regions, and decreased in rest of 3 regions in Taiwan.
3. The dominant respiratory virus identified by National Influenza Center and CDC Collaborating Labs in these 6 weeks was A (H3) and A (H1), as shown in Fig. 2. The other main respiratory viruses were Adenovirus and HSV.

**Conclusion :** The influenza surveillance indicated that the epidemiological trends in Taiwan decreased last week. The dominant influenza virus was A (H3) and A (H1).

### Worldwide Influenza Surveillance :

1. **Asia:** In Hong Kong, the weekly consultation rate for ILI reported by general practitioners for the week 47 (11/18-11/24) was 42.5%, which comparing to the previous week was higher, and also higher than the same period of last year. In Japan, the number of ILI cases reported by sentinel physicians was 0.94 for the week 46 (11/12-11/18), which comparing to the previous week was higher, and also higher than same period of last year. Several outbreaks were reported in schools. Influenza A (H1) was the dominant viruses in this flu season.
2. **U.S./Canada :** In USA, during week 48 (Nov. 25- Dec. 01, 2007), a low level of influenza activity was reported. The proportion of deaths attributed to pneumonia and influenza was below the epidemic threshold. The proportion of outpatient visits for ILI and acute respiratory illness (ARI) was below national and region-specific baseline levels. Four states reported local activity; 33 states and the District of Columbia reported sporadic influenza activity; and 13 states reported no influenza activity. In Canada, during weeks 48, influenza activity remained low; The ILI consultation rate was higher than previous weeks (16 ILI per 1,000 patient visits) and is within the expected range. Since the start of the season, 4 outbreaks were reported.
3. **Europe :** EISS indicated that levels of influenza activity remain low in Europe, at levels normally seen outside the seasonal influenza peak period. A total of 29 countries reported no or only sporadic influenza activity in week 48/2007. There are currently 50-65 influenza virus detections per week in Europe, which remains a low number compared to previous seasons.
4. **WHO Flu-net :** Global flu surveillance showed that in week 47 (accessed on Dec. 10, 2007) there was Sporadic in Czech Republic, Slovenia, Spain, Switzerland, Mongolia, Norway, Ukraine, United States of America, China and Belarus; the rest areas were no activity or no report.

**Conclusion :** WHO Flu-net indicated that there were outbreaks and sporadic activities in some countries.

Global Distribution of Influenza by WHO FLU-NET

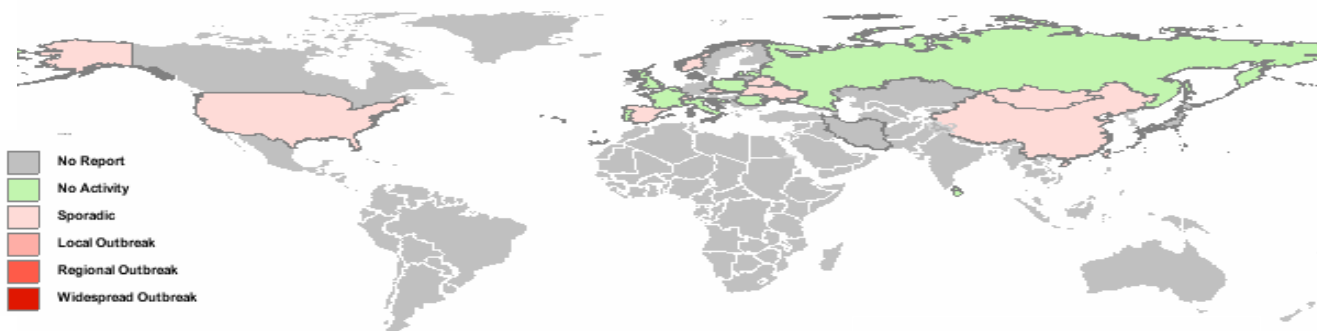


Fig.1 Percentage of Visits by ILI Cases as Reported by Sentinel Physicians

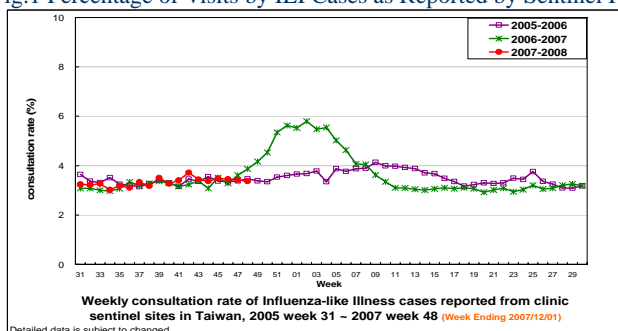
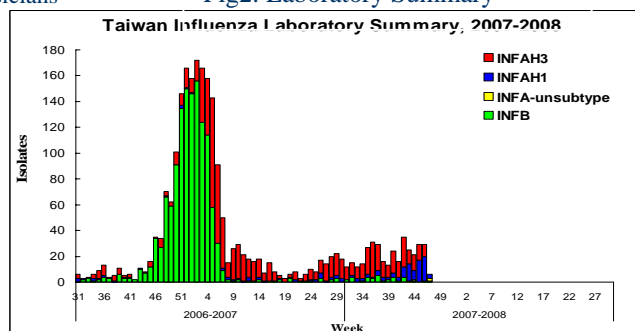


Fig2. Laboratory Summary



### References :

Global epidemiological situation of influenza: WHO Flu-net, USA-CDC, CANADA-PHAC, EUROPE-EISS, JAPAN-IASR, HK DOH.  
Taiwan epidemiological situation of ILI: Taiwan CDC. For more info, surf <http://www.cdc.gov.tw>, <http://flu.cdc.gov.tw>  
The Influenza Express published weekly by Taiwan CDC informs you of the latest information on local and global influenza activities.