



Summary : Week 5 (Jan. 26 – Feb. 1, 2014)

Influenza activity remained high in Taiwan during week 5, 2014. Among the circulating viruses in Taiwan, influenza A (H3N2) remained the predominant virus subtype, but influenza A (H1N1) and B viruses showed slight increasing trends in recent weeks. The proportion of emergency room visits for influenza-like illness (ILI) increased obviously because clinics closed during the Chinese New Year holidays at week 5. The proportion of emergency room visits for ILI is expected to decrease gradually when clinics reopen after the holidays.

- Of the 245 specimens tested during week 3, 2014, 83 (33.9%) were positive for influenza viruses, 55 (22.5%) were positive for influenza A (H3N2) virus, 16 (6.5%) were positive for influenza A (H1N1) virus, and 12 (4.9%) were positive for influenza B virus.
- From Jan. 28 to Feb. 4, 2014, there were 118 new cases of complicated influenza, including 58 cases with influenza A (H3N2) virus infection, 49 cases with influenza A (H1N1) virus infection, 8 cases with influenza B virus infection, and 3 cases due to un-typed influenza A virus infection; 4 reports of death from complicated influenza, including 1 case with influenza A (H3N2) virus infection, 2 cases with influenza A (H1N1) virus infection, and 1 case with influenza B virus infection. Since July 1, 2013, 665 cases of complicated influenza infection have been confirmed, including 405 cases from influenza A (H3N2) virus infection, 216 cases from influenza A (H1N1) virus infection, 6 cases due to un-typed influenza A virus infection, and 38 cases from influenza B virus infection. 209 cases of complicated influenza infection received the intensive care. Since July 1, 2013, there have been 30 reports of death from complicated influenza infection; 17 cases from influenza A (H3N2) virus infection, 12 cases from influenza A (H1N1) virus infection, and 1 case from influenza B virus infection respectively.
- Because clinics closed during the Chinese New Year holidays at week 5, the proportion of outpatient visits for influenza-like illness (ILI) was 1.99%, an 8.7% increase compared with the proportion of previous week (1.83%). The proportion of emergency room visits for ILI was 18.33%, a 30.6% increase compared with the proportion of previous week (14.03%).

Virologic surveillance

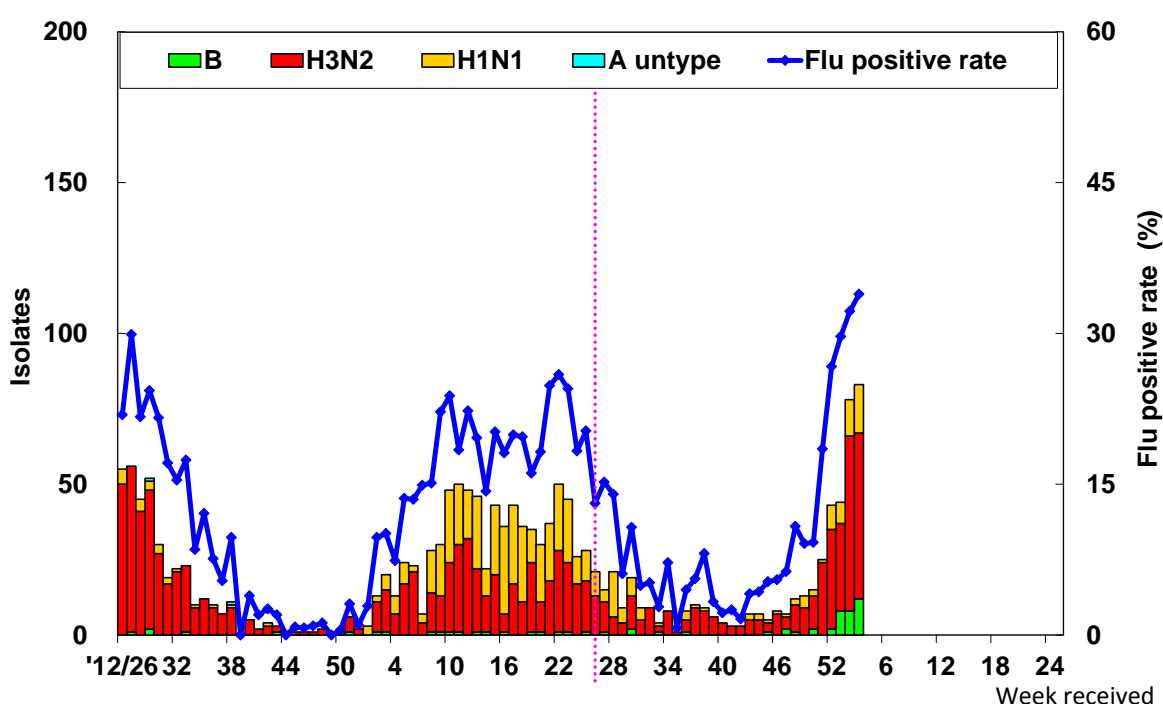
During week 3, 2014, the results of tests performed summarized in the table below.

	Data for week 3, 2014	Cumulative data since 7/1/2013
Number of specimens tested	245	4661
Number of positive specimens (%)	83(33.9)	506(10.9)
Positive specimens by type/subtype (%)		
Influenza A (% of all positive specimens)	71(86)	465(92)
A (H1N1) (% of all Influenza A)	16(23)	107(23)
A (H3N2)	55(77)	358(77)
A (unable to subtype)	0(0)	0(0)
A (subtyping not performed)	0(0)	0(0)
Influenza B	12(14)	41(8)



Antigenic characterization: Taiwan CDC has antigenically characterized 70 human influenza viruses [21 influenza A (H1N1) viruses, 39 influenza A (H3N2) viruses, and 10 influenza B viruses (including 8 B/Victoria-lineage and 2 B/Yamagata-lineage)] since October 1, 2013. 100% (n=21) influenza A (H1N1) viruses tested were related to the A (H1N1) component of the 2013-14 influenza vaccine (A/California/7/2009(H1N1)pdm09). 97% (n=38) of the influenza A (H3N2) viruses tested were related to the A (H3N2) component of the 2013-14 influenza vaccine (A/Victoria/361/2011(H3N2)). One (10%) influenza B virus tested was related to the B component of the 2013-14 trivalent influenza vaccine (B/Massachusetts/2/2012-like(B/Yamagata-lineage virus)).

Influenza positive tests reported to Taiwan CDC by contracted laboratories, 2012–2014



Antiviral resistance: Since October 1, 2013, 5 influenza A (H1N1) viruses and 3 influenza A (H3N2) viruses have been tested for resistance to the neuraminidase inhibitors (oseltamivir). The results of antiviral resistance testing performed on these viruses are summarized in the table below.

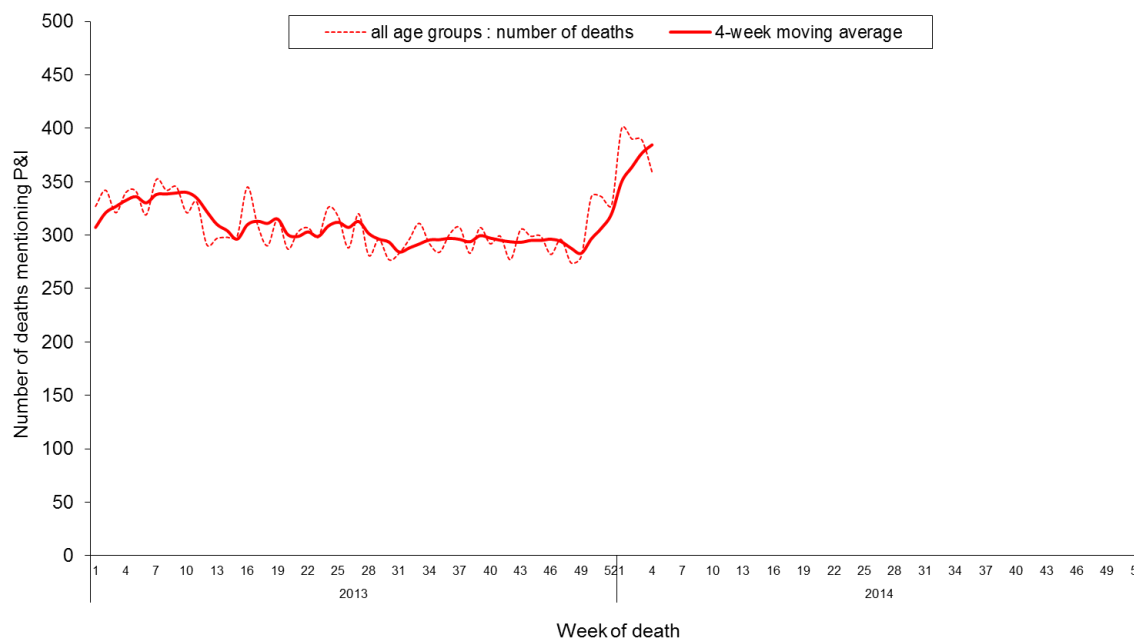
	Isolates tested (n)	Resistance Viruses, n (%)
		Oseltamivir
Influenza A (H1N1)	5	0
Influenza A (H3N2)	3	0
Influenza B	0	0



Pneumonia and influenza (P&I) mortality surveillance

Since week 50, 2013, the trend of P&I has increased steadily. The number of deaths related to P&I for adults of 65 or greater is the highest among the three age groups (0–49, 50–64, and 65⁺).

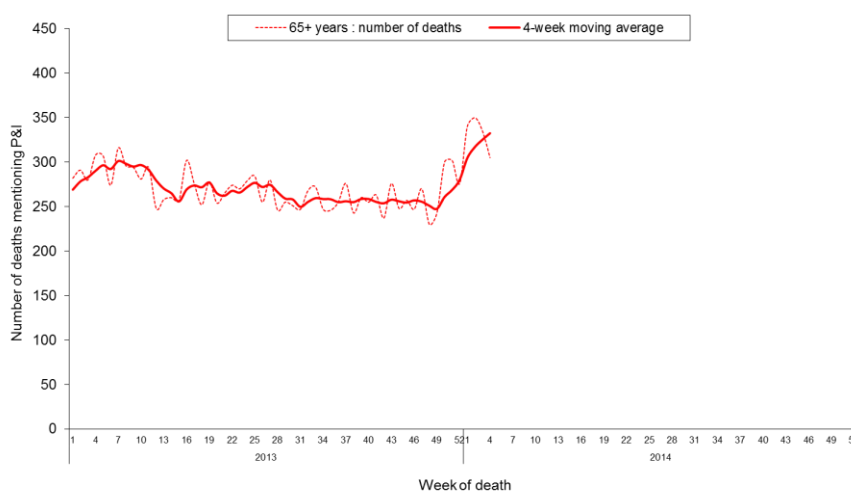
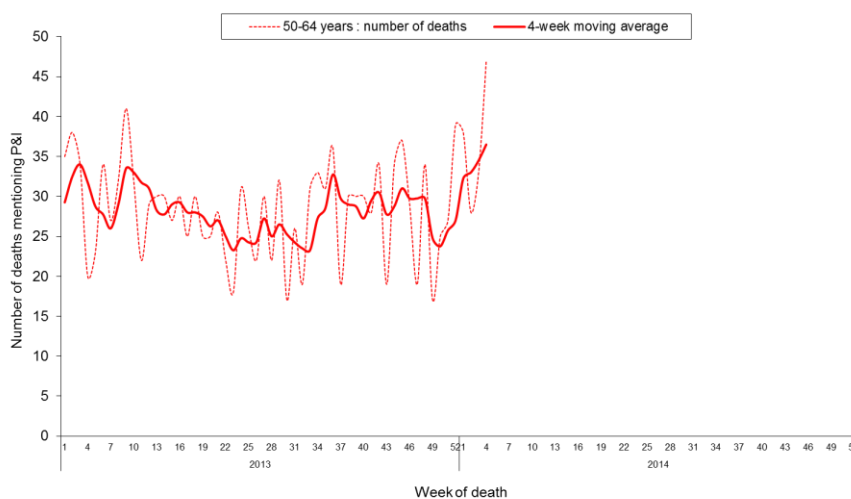
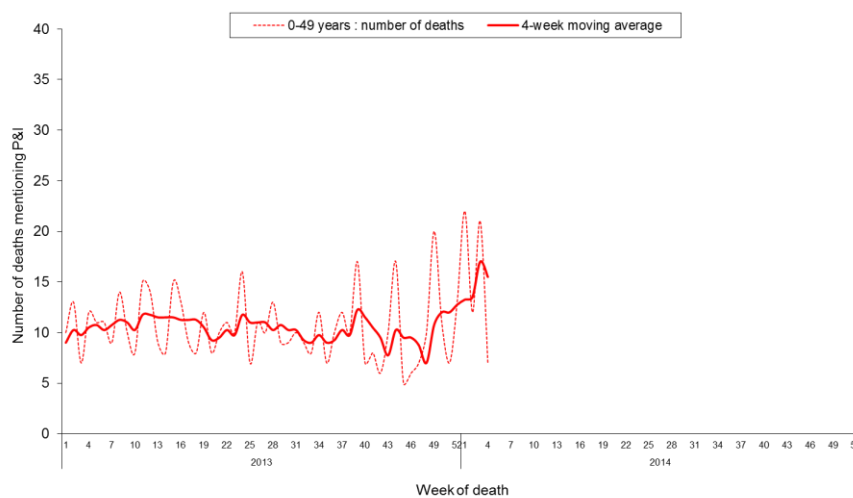
National pneumonia and influenza mortality Week ending at January 25, 2014



* Medical institutions were required to report any mortality case to Ministry of Health and Welfare (MOHW) within 7 days after a death certification is issued through the Internet System for Death Reporting (ISDR). The last field of immediate cause or the underlying cause of death was used to identify P&I death cases. Only those with keywords texts containing 'pneumonia', 'influenza' or 'common cold' were counted as a P&I death. Since January 1, 2014, the ISDR has been improved in coverage.



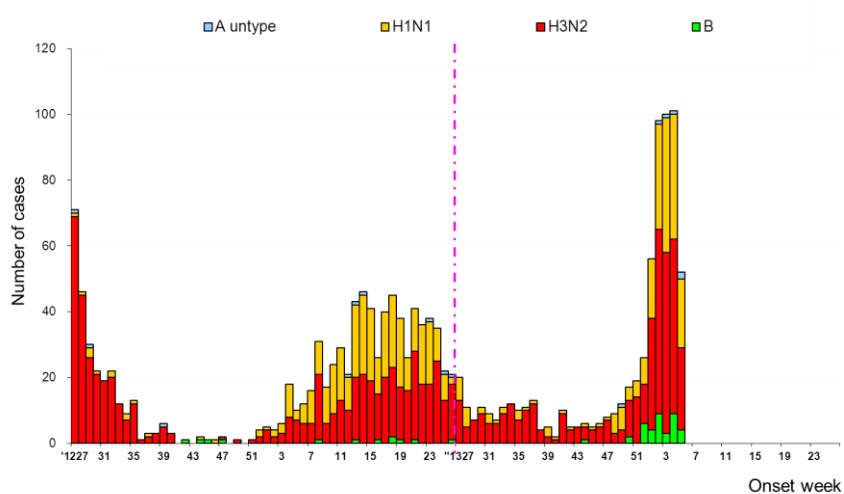
National pneumonia and influenza mortality by age group Week ending at January 25, 2014



Reports of complicated influenza*

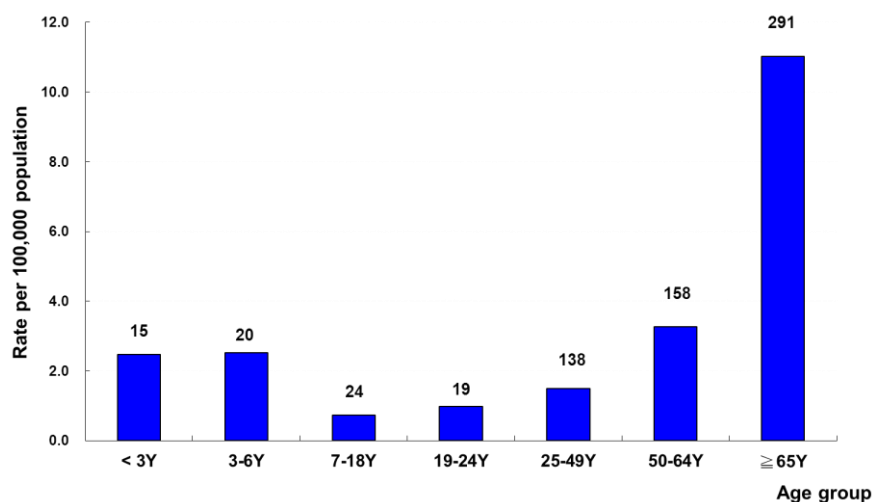
From Jan. 28 to Feb. 4, 2014, there were 118 new cases of complicated influenza, including 58 cases with influenza A (H3N2) virus infection, 49 cases with influenza A (H1N1) virus infection, 8 cases with influenza B virus infection, and 3 cases due to un-typed influenza A virus infection; 4 reports of death from complicated influenza, including 1 case with influenza A (H3N2) virus infection, 2 cases with influenza A (H1N1) virus infection, and 1 case with influenza B virus infection. Since July 1, 2013, 665 cases of complicated influenza infection have been confirmed, including 405 cases from influenza A (H3N2) virus infection, 216 cases from influenza A (H1N1) virus infection, 6 cases due to un-typed influenza A virus infection, and 38 cases from influenza B virus infection. 209 cases of complicated influenza infection received the intensive care. Since July 1, 2013, there have been 30 reports of death from complicated influenza infection; 17 cases from influenza A (H3N2) virus infection, 12 cases from influenza A (H1N1) virus infection, and 1 case from influenza B virus infection respectively.

Number of complicated influenza reports by week of onset July 1, 2012 to present



*Defined as influenza infection with pulmonary complication, neurologic complication, myocarditis, pericarditis, invasive bacterial infection requiring hospitalization, intensive care or resulting in deaths.

Rate of complicated influenza reports by age groups July 1, 2013 to present



*Numbers represent number of complicated influenza reports for that specific age stratum.



Outpatient and emergency room influenza-like illness surveillance

Nationwide during week 5, 2014, 1.99% of outpatient visits reported through the National Health Insurance Database were due to influenza-like illness (ILI), an 8.7% increase compared with the proportion of previous week (1.83%).

The proportion of emergency room (ER) visits for ILI was 18.33%, a 30.6% increase compared with the proportion of previous week (14.03%). Because clinics closed during the Chinese New Year holidays at week 5, 2014, the proportion of ER visits for ILI increased obviously. The proportion of ER visits for ILI is expected to decrease gradually when clinics reopen after the holidays.

Proportions of outpatient and emergency room (ER) visits for influenza-like illness (July 1, 2012 to present)

