



## Summary : Week 20 (May 17 – May 23, 2015)

The whole trend of influenza activity has declined in recent weeks. Influenza A(H3N2) virus was the predominant virus subtype in 2014-2015 flu season.

- The percentage of specimens testing positive for influenza was 20.6% during week 18, 2015. 51.4% of positive specimens were influenza A viruses.
- During week 20, 2015, there were 37 new severe complicated influenza cases and 3 new reports of death from severe complicated influenza. Since August 1, 2014, there were 76 reports of death among 483 severe complicated influenza cases.
- The whole trend of both proportions of outpatient and emergency room visits for influenza-like illness (ILI) decreased recently.

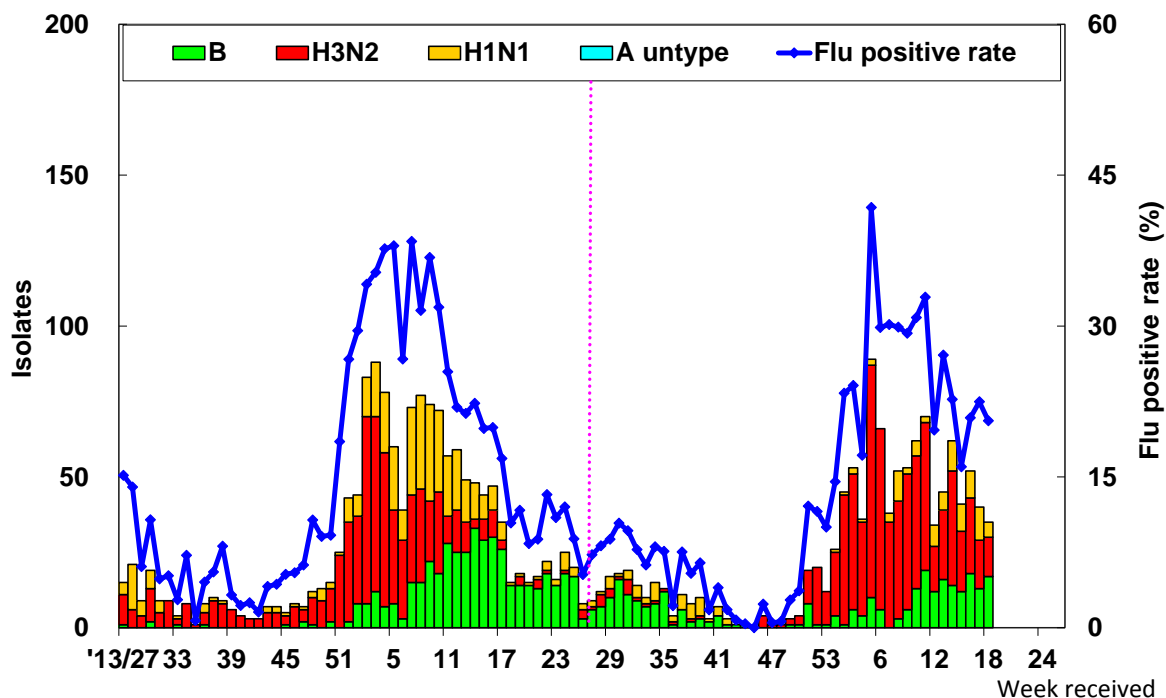
## Viral Surveillance

	Data for week 18, 2015	Cumulative data since 7/1/2014
Number of specimens tested	170	7972
Number of positive specimens (%)	35(20.6)	1138(14.3)
Positive specimens by type/subtype (%)		
Influenza A (% of all positive specimens)	18(51.4)	845(74.3)
A (H1N1) (% of all Influenza A)	5(27.8)	133(15.7)
A (H3N2)	13(72.2)	712(84.3)
A (unable to subtype)	0(0)	0(0)
A (subtyping not performed)	0(0)	0(0)
Influenza B	17(48.6)	293(25.7)



**Antigenic Characterization:** Taiwan CDC has antigenically characterized 221 human influenza viruses. Since October 1, 2014, 100% influenza A (H1N1) viruses tested were related to the A (H1N1) component of the 2014-15 influenza vaccine (A/California/7/2009pdm09). 42% of influenza A (H3N2) viruses tested were related to the A (H3N2) component of the 2014-15 influenza vaccine (A/Texas/50/2012). 45% of influenza B viruses tested were related to the B component of the 2014-15 trivalent influenza vaccine (B/Massachusetts/2/2012).

**Influenza positive tests reported to Taiwan CDC by contracted laboratories, 2013–2015**



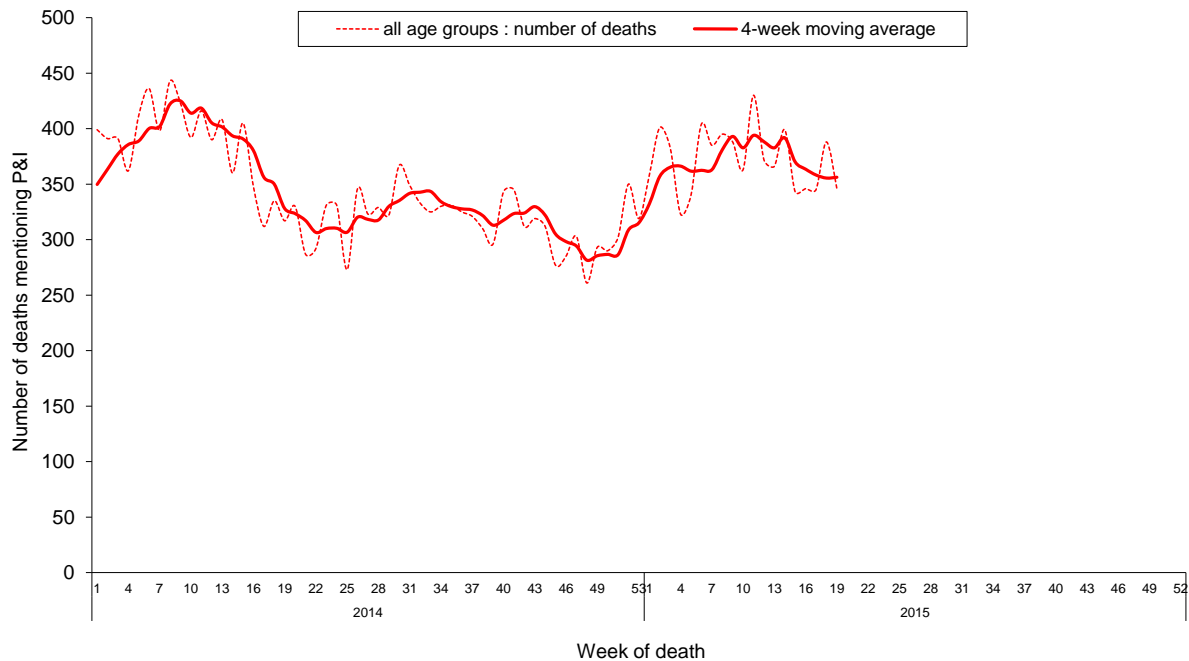
**Antiviral Resistance:** Since October 1, 2014, the results of antiviral resistance to neuraminidase inhibitor (Oseltamivir) are summarized in the table below.

	Isolates tested (n)	Resistance Viruses, n (%)
		Oseltamivir
Influenza A (H1N1)	27	1 (4%)
Influenza A (H3N2)	111	0
Influenza B	22	0

## Pneumonia and influenza (P&I) mortality surveillance

The whole trend of P&I was going down in recent weeks. The number of deaths related to P&I for adults aged 65 years or greater was the highest among the three age groups (0–49, 50–64, and 65+).

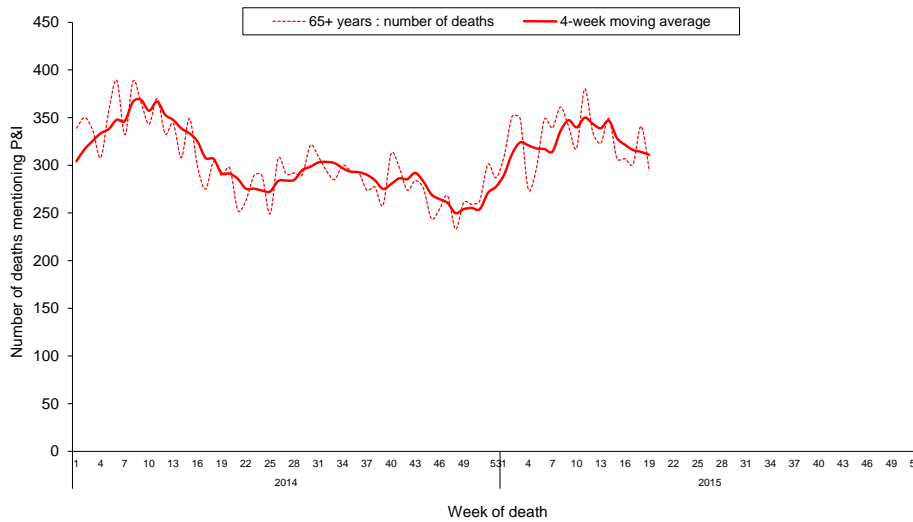
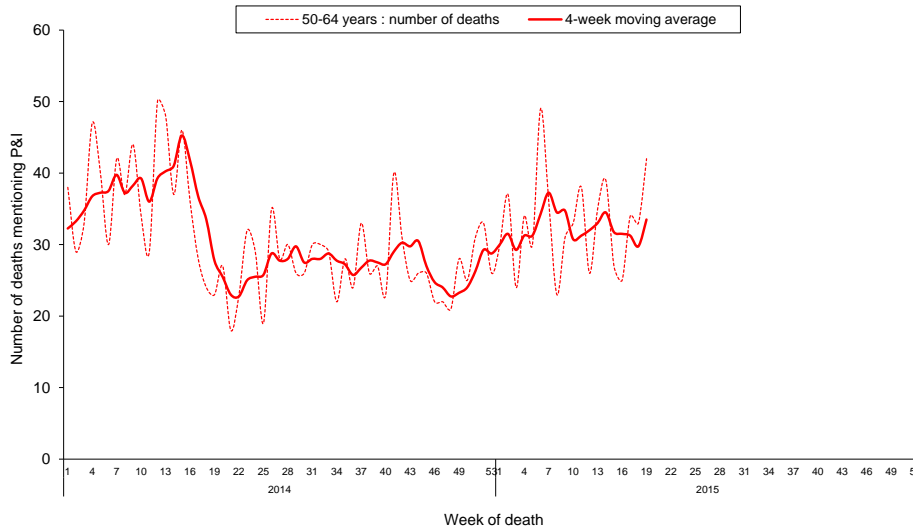
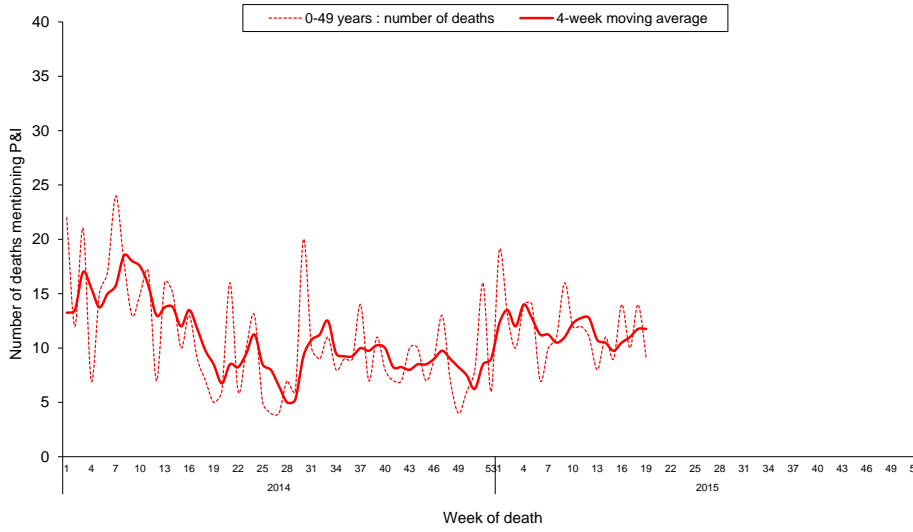
### National pneumonia and influenza mortality Week ending at May 16, 2015



\* Medical institutions were required to report any mortality case to Ministry of Health and Welfare (MOHW) within 7 days after a death certification is issued through the Internet System for Death Reporting (ISDR). The last field of immediate cause or the underlying cause of death was used to identify P&I death cases. Only those with keywords texts containing 'pneumonia', 'influenza' or 'common cold' were counted as a P&I death. Since January 1, 2014, the ISDR has been improved in coverage.



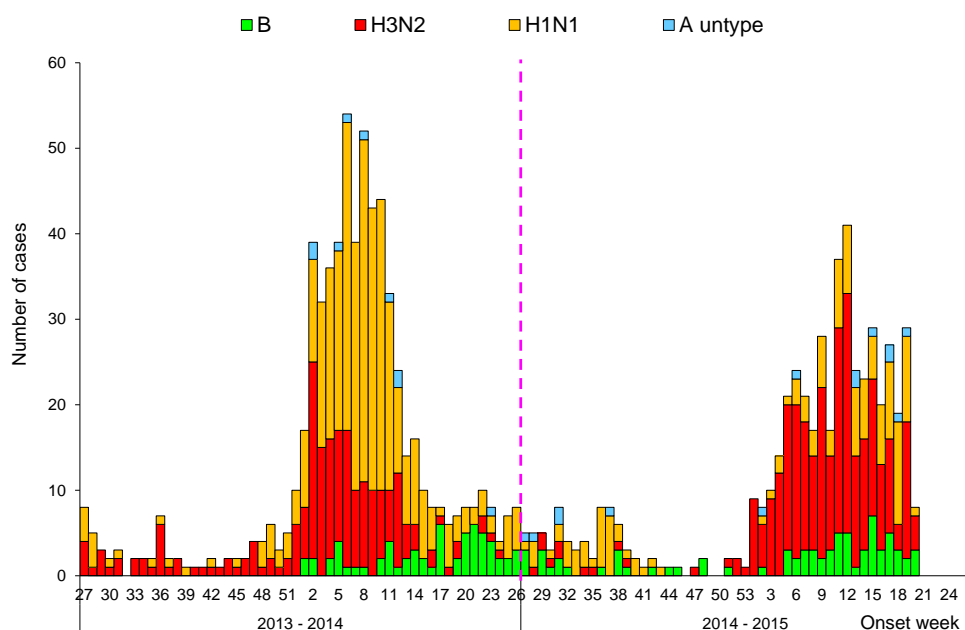
## National pneumonia and influenza mortality by age group Week ending at May 16, 2015



## Reports of severe complicated influenza

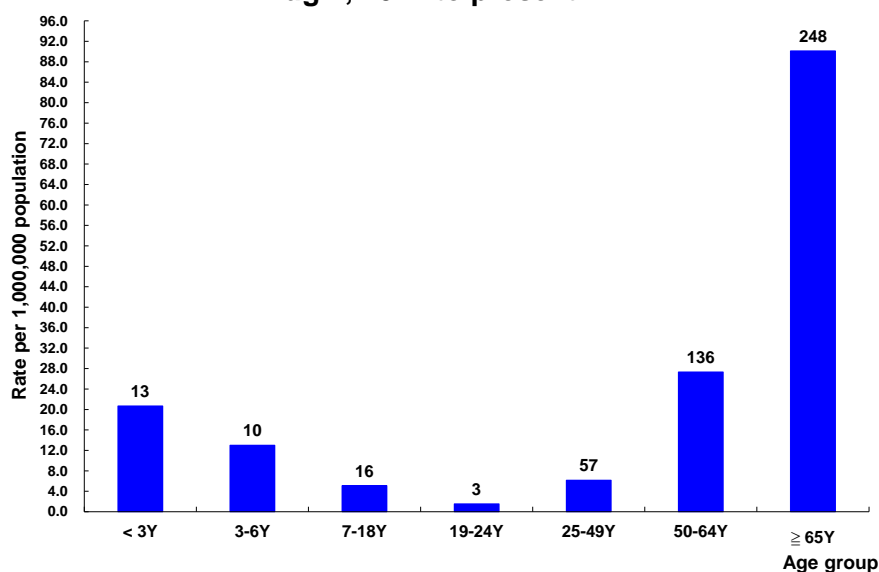
During week 20, there were 37 new severe complicated influenza infections, including 15 influenza A(H1N1) cases, 17 influenza A(H3N2) cases, and 5 influenza B cases. There were 3 new reports of death from 2 influenza A(H1N1) cases, 1 influenza A(H3N2) case. Since August 1, 2014, 483 cases of severe complicated influenza have been confirmed, including 131 influenza A(H1N1) cases, 275 influenza A(H3N2) cases, 11 un-typed influenza A cases, 66 influenza B cases. There have been 76 reports of death from severe complicated influenza infection, including 22 influenza A(H1N1) cases, 46 influenza A(H3N2) cases, and 8 influenza B cases.

### Number of severe complicated influenza reports by week of onset July 1, 2013 to present



\*A confirmed severe complicated influenza case is defined as influenza viruses infection with complication (pulmonary complication, neurologic complication, myocarditis, invasive bacterial infection, or pericarditis), and requiring intensive care or resulting in death within 14 days after the onset of influenza-like illness.

### Rate of severe complicated influenza reports by age groups Aug 1, 2014 to present



\*Numbers represent number of complicated influenza reports for that specific age stratum.



## Outpatient and Emergency Room Influenza-like Illness Surveillance

Nationwide during week 20, 2015, the proportion of outpatient visits for influenza-like illness (ILI) according to the National Health Insurance Database was comparable to the proportion of previous week. The proportion of emergency room (ER) visits for ILI was lower than the proportion of previous week.

Proportions of outpatient and emergency room (ER) visits for influenza-like illness (July 1, 2013 to present)

