



Summary : Week 21 (May 19–May 25, 2013)

During week 21, 2013, influenza activity in Taiwan is still at low to moderate level. From the virologic surveillance data, the proportion of influenza A (H1N1) viruses has been increasing and co-circulating with influenza A (H3N2) viruses in the community since week 8. Both of the proportions of outpatient visits and emergency room visits for influenza-like illness have decreased.

- Of the 209 specimens tested during week 19, 2013, 34 (16.3%) were positive for influenza viruses, 11 (5.3%) were positive for influenza A (H1N1) virus, 22 (10.5%) were positive for influenza A (H3N2) virus and 1 (0.5%) were positive for influenza B virus.
- During week 21, 2013, there were 33 new cases of complicated influenza, including 14 cases with influenza A (H1N1) virus infection, 19 cases with influenza A (H3N2) virus infection; 3 reports of death from complicated influenza. Since July 1, 2012, 782 cases of complicated influenza infection have been confirmed, including 497 cases from influenza A (H3N2) virus infection, 269 cases from influenza A (H1N1) virus infection, 6 cases due to un-typed influenza A virus infection, and 10 cases from influenza B virus infection. 233 cases of complicated influenza infection received the intensive care. Since July 1, 2012, there have been 60 reports of death from complicated influenza infection; 36 cases from influenza A (H3N2) virus infection and 24 cases from influenza A (H1N1) virus infection, respectively.
- During week 20, 2013, the number of deaths related to pneumonia and influenza was 246, which was below the number of the previous week (284 deaths).
- The proportion of outpatient visits for influenza-like illness (ILI) is 1.13%, a 3.4% decrease was compared with the proportion of the previous week (1.17%).
- The proportion of emergency room visits for ILI is 10.59%, a 2.7% decrease was compared with the proportion of the previous week (10.88%).

Virologic surveillance

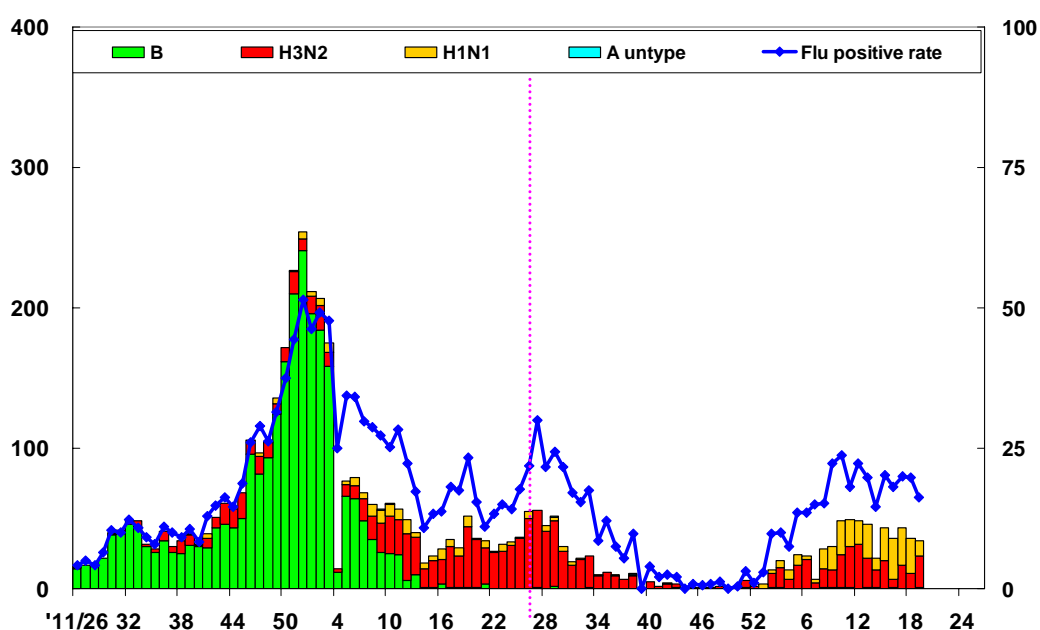
During week 19, 2013, the results of tests performed are summarized in the table below.

	Data for week 19	Cumulative data since 7/1/2012
Number of specimens tested	209	7228
Number of positive specimens (%)	34(16.3)	891(12.3)
Positive specimens by type/subtype (%)		
Influenza A (% of all positive specimens)	33(97)	875(98)
A (H1N1) (% of all Influenza A)	11(33)	282(32)
A (H3N2)	22(67)	591(68)
A (unable to subtype)	0(0)	2(<1)
A (subtyping not performed)	0(0)	0(0)
Influenza B	1(3)	16(2)



Antigenic characterization: Taiwan CDC has antigenically characterized 125 human influenza viruses [57 influenza A (H1N1) viruses, 58 influenza A (H3N2) viruses, and 10 influenza B viruses] since October 1, 2012. 98% (n=57) of the influenza A (H3N2) viruses tested were related to the A (H3N2) component of the 2012-13 influenza vaccine (A/Victoria/361/2011(H3N2)). All of the 57 influenza A (H1N1) viruses tested were related to the A (H1N1) component of the 2012-13 influenza vaccine (A/California/7/2009(H1N1)pdm09). 70% (n=7) of the influenza B viruses tested belonged to the B/Yamagata lineage and were related to the B component of the 2012-13 influenza vaccine (B/Wisconsin/1/2010).

Influenza positive tests reported to Taiwan CDC by contracted laboratories, 2011–2013



Antiviral resistance: Since October 1, 2012, 42 influenza A (H1N1), 66 influenza A (H3N2) and 2 influenza B viruses have been tested for resistance to the neuraminidase inhibitors (oseltamivir). The results of antiviral resistance testing performed on these viruses are summarized in the table below.

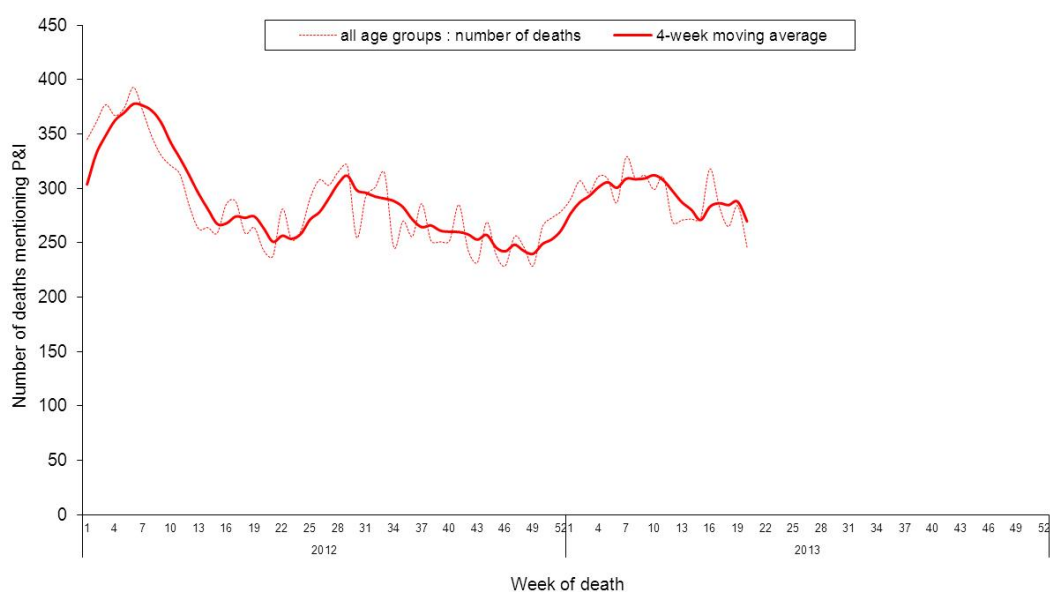
	Isolates tested (n)	Resistance Viruses, n (%)
		Oseltamivir
Influenza A (H1N1)	42	0 (0)
Influenza A (H3N2)	66	0 (0)
Influenza B	2	0 (0)



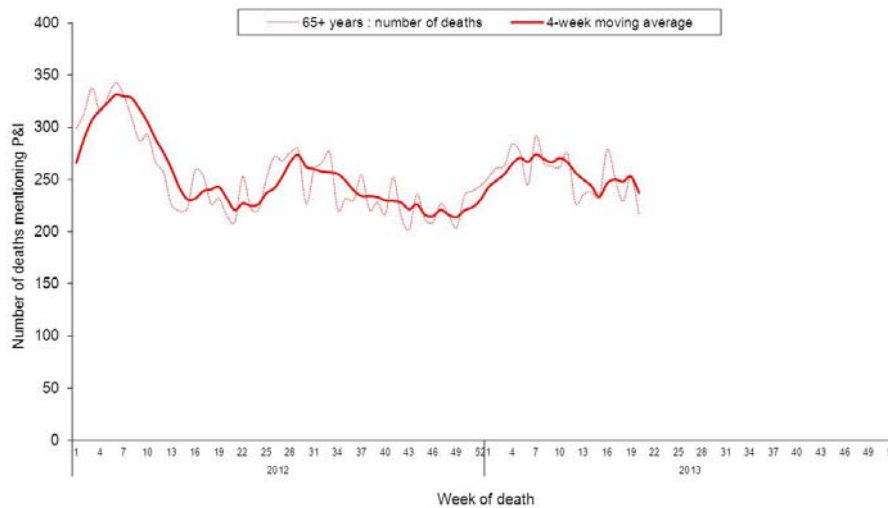
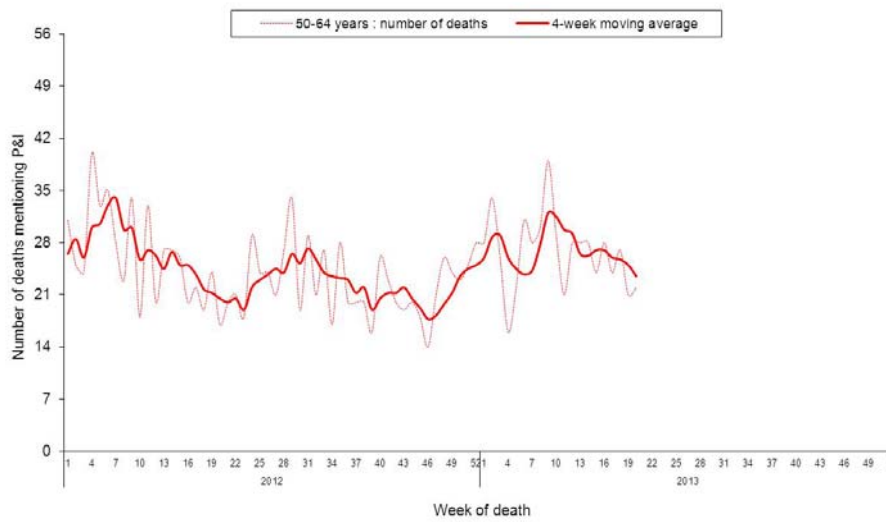
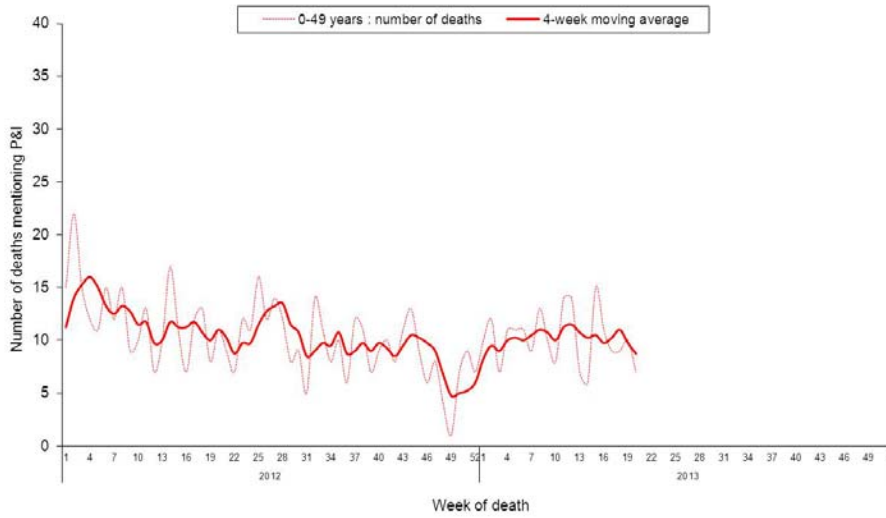
Pneumonia and influenza (P&I) mortality surveillance

During week 20, 2013, 246 deaths reported through the National Death Certificate System mentioned P&I as the cause of death. This number was below the number of the previous week (284 deaths). The number of deaths related to P&I for adults of 65 or greater is the highest among the three age groups (0–49, 50–64, and 65+).

National pneumonia and influenza mortality Week ending May 18, 2013



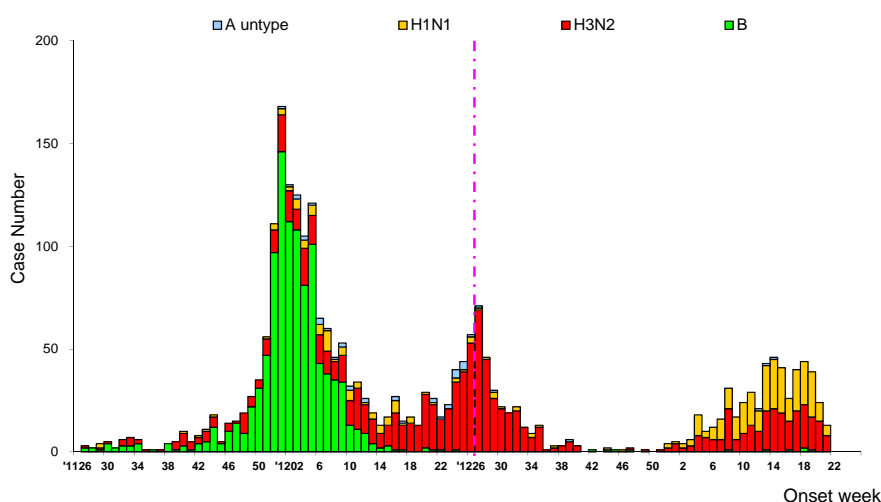
National pneumonia and influenza mortality by age group Week ending May 18, 2013



Reports of complicated influenza*

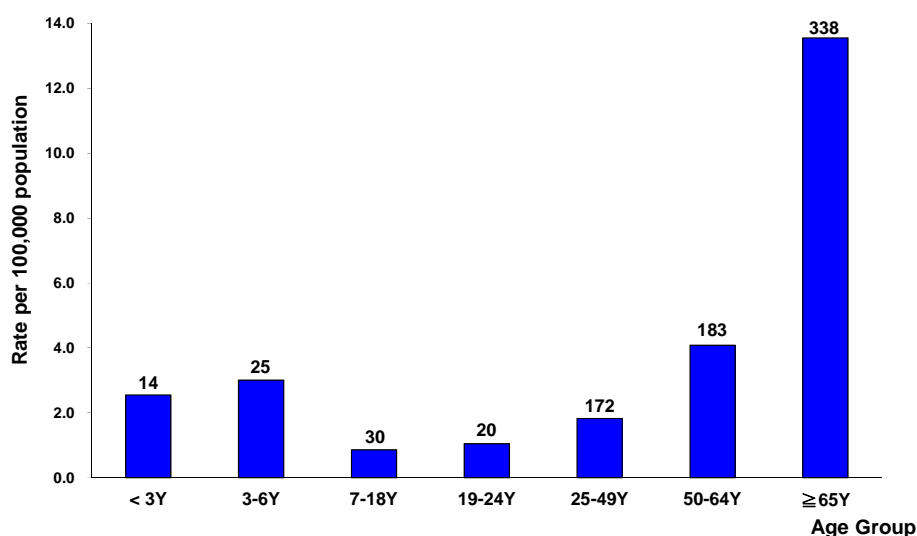
During week 21, 2013, there were 33 new cases of complicated influenza, including 14 cases with influenza A (H1N1) virus infection and 19 cases with influenza A (H3N2) virus infection; 3 reports of death from complicated influenza. Since July 1, 2012, 782 cases of complicated influenza infection have been confirmed, including 497 cases from influenza A (H3N2) virus infection, 269 cases from influenza A (H1N1) virus infection, 10 cases from influenza B virus infection, and 6 cases due to un-typed influenza A virus infection. 233 cases of complicated influenza infection received the intensive care. Since July 1, 2012, there have been 60 reports of death from complicated influenza infection; 36 cases from influenza A (H3N2) virus infection and 24 cases from influenza A (H1N1) virus infection, respectively.

Number of complicated influenza reports by week of onset June 26, 2011 to present



*Defined as influenza infection with pulmonary complication, neurologic complication, myocarditis, pericarditis, invasive bacterial infection requiring hospitalization, intensive care or resulting in deaths.

Rate of complicated influenza reports by age groups July 1, 2012 to present



*Numbers represent number of complicated influenza reports for that specific age stratum.



Outpatient and emergency room influenza-like illness surveillance

Nationwide during week 21, 2013, the proportion of outpatient visits for ILI is 1.13%, a 3.4% decrease was compared with the proportion of the previous week (1.17%).

The proportion of emergency room visits for ILI is 10.59%, a 2.7% decrease was compared with the proportion of the previous week (10.88%).

Proportions of outpatient and emergency room (ER) visits for influenza-like illness (June 26, 2011 to present)

