



Summary

During week 21 (May 23–29, 2010), influenza activity decreased in Taiwan, and seasonal influenza virus type B is still predominant in community.

- Of the 547 specimens tested during week 19–21, 136 (25%) were positive for influenza viruses, 11 (2%) were positive for pandemic (H1N1) 2009 viruses, 1 (<1%) was positive for influenza A (H3N2) virus, and 124 (23%) were positive for seasonal influenza B viruses; 92% (95% confidence interval 62%–100%) of all subtyped influenza A viruses were pandemic (H1N1) 2009 viruses.
- Since July 1, 2009, there has been 1242 reports of complicated influenza virus infections, including 926 reports of complicated pandemic (H1N1) 2009 virus infections (42 deaths). There were 1 new seasonal influenza virus type AH3 case, 1 new untyped influenza A virus case and 9 new seasonal influenza virus type B cases during week 21.
- The number of deaths mentioning pneumonia and influenza during week 20 was 190, which was below the number for this time of last year (196 deaths).
- The rate of outpatient visits for influenza-like illness is 1.13% (last updated on May 26) and has decreased by 2% compared with the previous week (1.15%).
- The rate of emergency room visits for influenza-like illness is 12.47% and has decreased by 4% compared with the previous week (12.96%).

Virologic surveillance

During week 19–21, 92% (95% confidence interval 62%–100%) of all subtyped influenza A viruses being reported to Taiwan CDC through contracted laboratories during this period were pandemic (H1N1) 2009 viruses. The results of tests performed during the past 3 weeks are summarized in the table below.

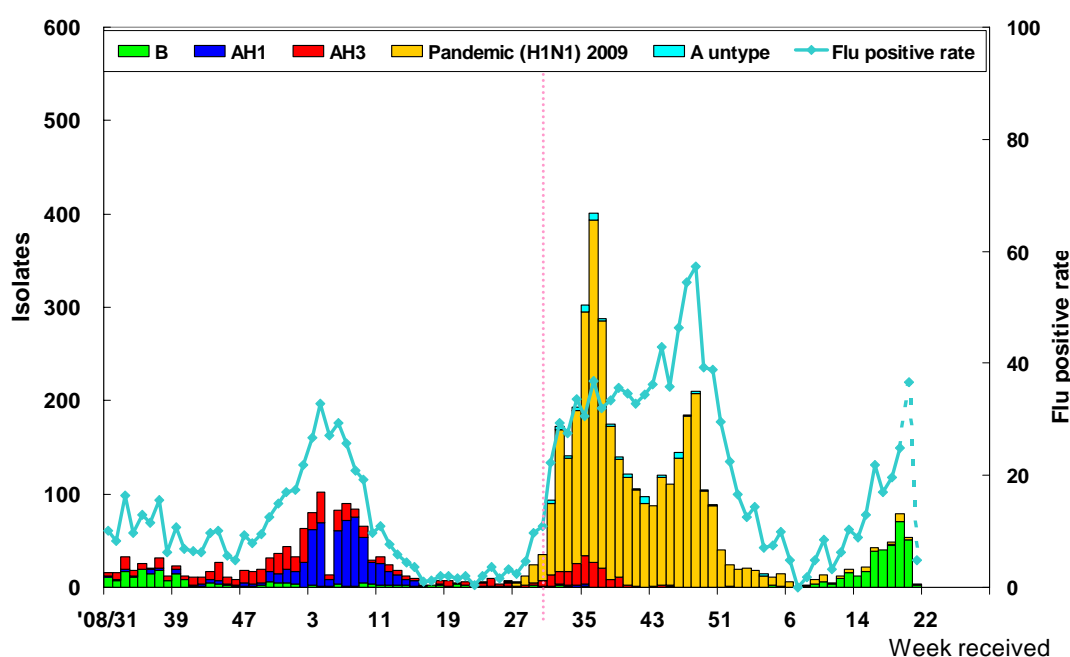
	Data for weeks 19–21	Cumulative data since 6/1/2009
Number of specimens tested	547	15,125
Number of positive specimens (%)	136 (25)	3,912 (26)
Positive specimens by type/subtype (%)		
Influenza A	12 (9)	3,580 (92)
A (pandemic [H1N1] 2009)	11 (92)	3,289 (92)
A (H3)	1 (8)	204 (6)
A (H1)	0 (0)	21 (<1)
A (unable to subtype)	0 (0)	66 (2)
A (subtyping not performed)	0 (0)	0 (0)
Influenza B	124 (91)	332 (8)

Antigenic characterization: Taiwan CDC has antigenically characterized 220 human influenza viruses [1 influenza A (H1), 23 influenza A (H3), 39 influenza B, 157 pandemic (H1N1) 2009] since June 1, 2009.



None of the influenza seasonal A (H1) viruses tested was related to the influenza A (H1N1) component of the 2009–10 influenza vaccine (A/Brisbane/59/2007). Three (13%) of the influenza A (H3N2) viruses tested were related to the A (H3N2) vaccine component (A/Brisbane/10/2007). Thirty-one (79%) of the influenza B viruses tested belonged to the B/Victoria lineage and were related to the B component of the 2009–10 influenza vaccine (B/Brisbane/60/2008). All (100%) of the pandemic (H1N1) 2009 viruses tested were related to the A/California/07/2009 vaccine component.

Influenza positive tests reported to Taiwan CDC by contracted laboratories, 2008–2010



Antiviral resistance: Since June 1, 2009, 16 influenza A (H3N2) and 1,190 pandemic (H1N1) 2009 viruses have been tested for resistance to the neuraminidase inhibitors (oseltamivir and zanamivir) and adamantanes (amantadine and rimantadine). The results of antiviral resistance testing performed on these viruses are summarized in the table below.

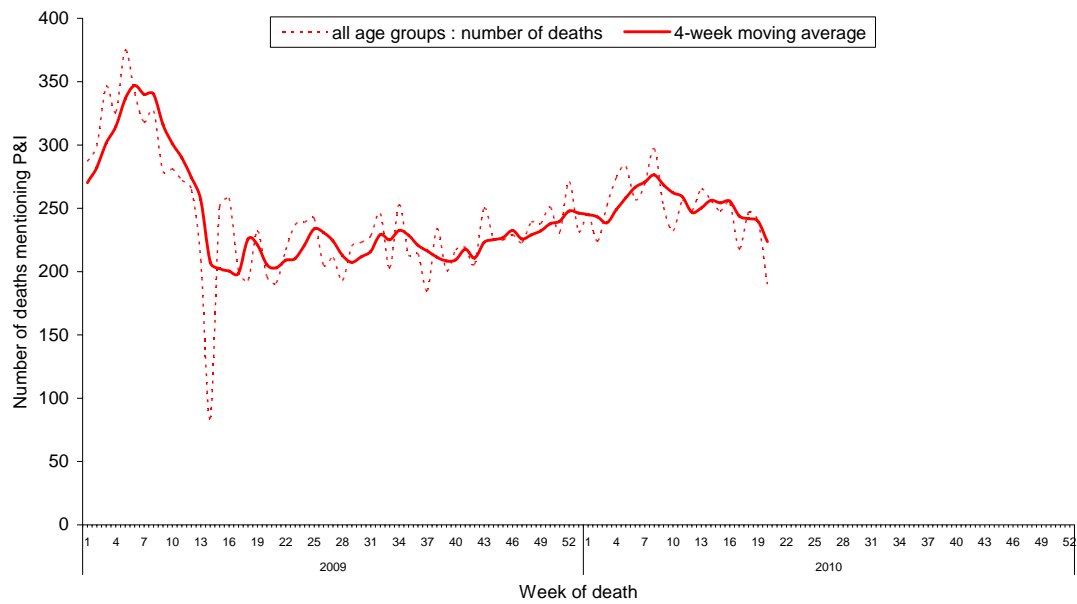
	Isolates tested (n)	Resistance Viruses, n (%)		Isolates tested (n)	Resistant Viruses, n (%)
		Oseltamivir	Zanamivir		Adamantanes
A (pandemic [H1N1] 2009)	1,190	8 (0.7) [*]	0 (0)	168	168 (100)
A (H3)	16	0 (0)	0 (0)	16	16 (100)

^{*}All patients had documented exposure to oseltamivir through treatment

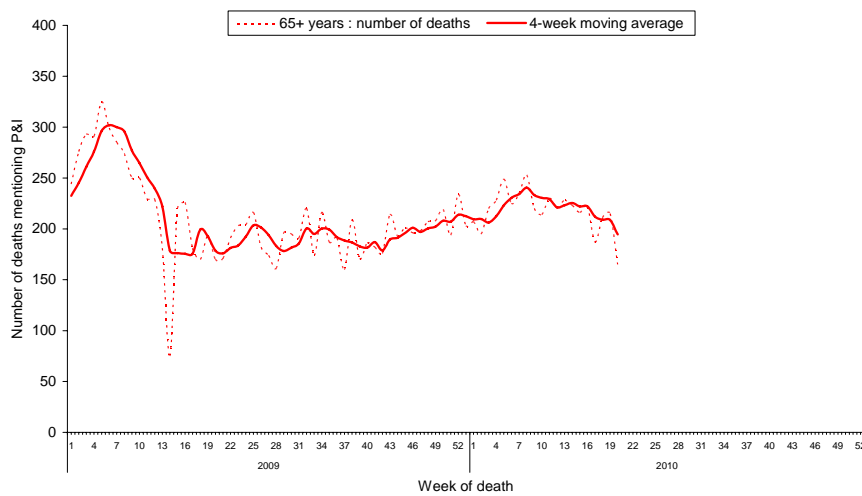
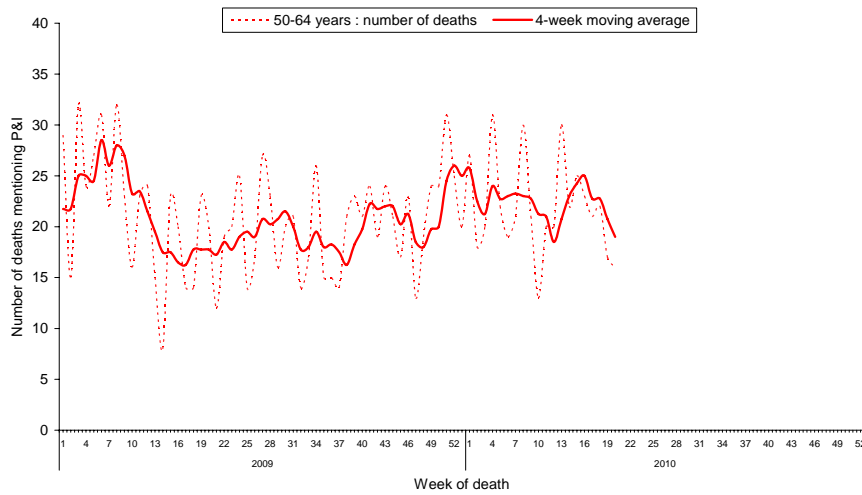
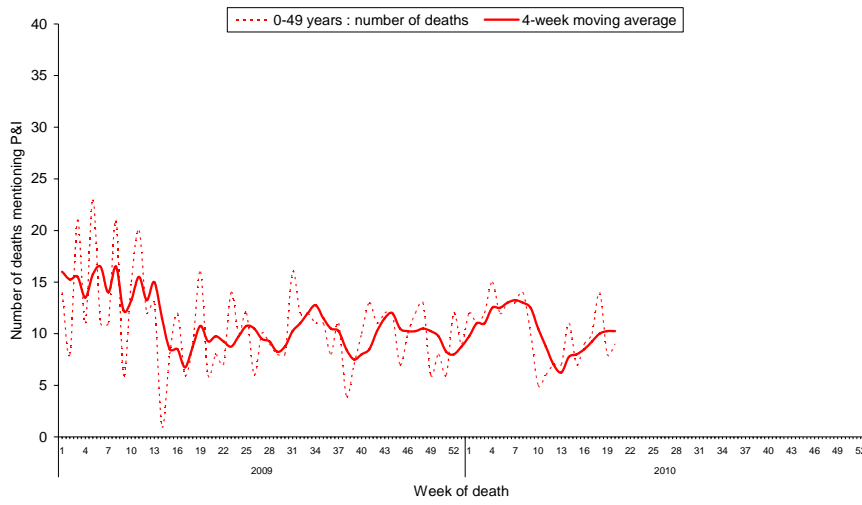
Pneumonia and influenza (P&I) mortality surveillance

During week 20, 190 deaths reported through the National Death Certificate System mentioned P&I as the cause of death, which was below the number for this time of last year (196 deaths). The number of deaths mentioning P&I for age groups 0–49, 50–64, and greater than 65 years was the highest for adult greater than 65 years of age.

National pneumonia and influenza mortality Week ending 5/22/2010



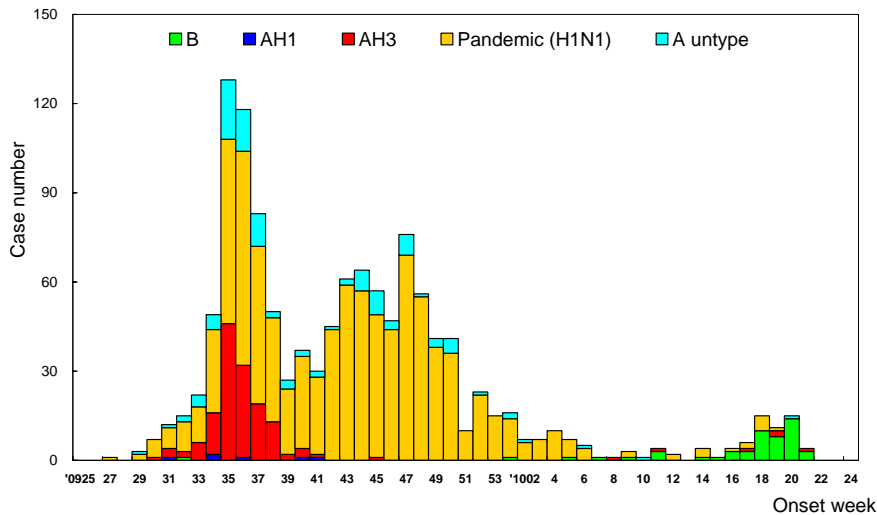
National pneumonia and influenza mortality by age group Week ending 5/22/2010



Reports of complicated influenza*

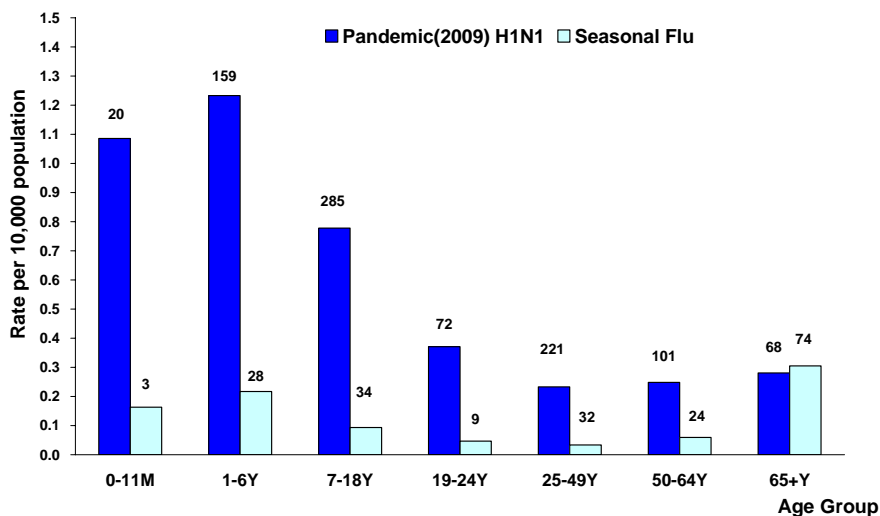
Since July 1, 2009, Taiwan CDC has received 1242 reports of complicated influenza virus infections, including 926 reports of complicated pandemic (H1N1) 2009 virus infections (42 deaths). There were 1 new seasonal influenza virus type AH3 case, 1 new untyped influenza A virus case and 9 new seasonal influenza virus type B cases during week 21.

Number of complicated influenza reports by week of onset 7/1/2009 to present



*Defined as pandemic (H1N1) 2009 influenza infection with pulmonary complication, neurologic complication, myocarditis, pericarditis, invasive bacterial infection, or those requiring intensive care or resulting deaths.

Rate of complicated influenza reports by age groups 7/1/2009 to present



*Numbers represent number of complicated influenza reports for that specific age stratum.



Outpatient and emergency room influenza-like illness surveillance

Nationwide during week 21, 1.13% (last updated on May 26) of outpatient visits reported through the National Health Insurance Database were due to influenza-like illness (ILI). This rate has decreased by 2% compared with the previous week (1.15%).

Nationwide during week 21, 12.47% of emergency room patient visits reported through the Real-time Outbreak and Disease Surveillance System (RODS) were due to ILI. This rate has decreased by 4% compared with the previous week (12.96%).

Rate of outpatient and emergency room (ER) visits for influenza-like illness 6/15/2008 to present

