

# 台灣流感速訊

## Taiwan Influenza Express

Taiwan Centers for Disease Control | 2008~2009 Influenza Season | Week 10, Mar. 1 ~ Mar. 7, 2009

### Taiwan Influenza Surveillance:

1. The consultation rate for ILI (Influenza-Like Illness) reported by sentinel physicians for the week 10 in 2009 was lower than the mean of previous 3 weeks, with the percentage rates for the past 4 weeks being 4.28, 3.54, 3.22, and 2.86, respectively, as shown in Fig. 1. It was 22.2% lower than the mean of previous 3 weeks, which was lower compared to the same period in 2007-2008.
2. Comparing to the mean of previous 3 weeks, the consultation rate decreased in all 6 regions of Taiwan.
3. The dominant influenza virus identified by National Influenza Center and CDC Collaborating Labs in last 6 weeks was type AH1, as shown in Fig. 2.

**Conclusion:** The influenza surveillance for week 10 indicated that the epidemiological trend in Taiwan was lower than the mean of previous 3 weeks. Influenza AH1 was the dominant viruses in this flu season. Currently influenza activity in Taiwan is sporadic.

### Worldwide Influenza Surveillance:

1. **Asia:** In Hong Kong, the weekly consultation rate for ILI reported by general practitioners for week 9 (2009/2/22-2009/2/28) was 45.9%, which was lower than the previous week and the same period of last year. Since 2009, influenza A was the dominant viruses. In Japan, the number of ILI cases reported by sentinel physicians was 12.05 for week 8 (2009/2/16-2009/2/22), which was lower than the previous week but higher than the same period of last year. Influenza A was the dominant viruses in this flu season.
2. **U.S./Canada:** In USA, during week 8 (2009/2/22-2009/2/28), influenza activity remained at approximately the same level as in the previous week. The proportion of deaths attributed to pneumonia and influenza was below the epidemic threshold. The proportion of outpatient visits for ILI was above national and region-specific baseline levels. Thirty-one states reported widespread influenza activity, 16 states reported regional influenza activity, 2 states and the District of Columbia reported local influenza activity, one state and Puerto Rico reported sporadic influenza activity. The dominant strain in 2008-2009 was influenza A. In Canada, during week 8 (2009/2/22-2009/2/28), influenza activity remained similar overall to the previous week. The ILI consultation rate was higher than previous week (28 ILI consultations per 1,000 patient visits), which is within the expected range for this week. The sentinel response rate was 55%. Of the influenza detections to date, influenza A was the dominant virus.
3. **Europe:** EISS indicated that in week 9 (2009/2/23-2009/3/1) widespread influenza activities were reported in Belarus, Belgium, Croatia, Estonia, Hungary, Israel, Italy, Netherlands, Norway, Slovenia and Switzerland, regional influenza activities were reported in Finland, Germany, Greece, Latvia, Luxembourg, Romania, Slovakia, Sweden and Ukraine, local influenza activities were reported in Albania, Czech Republic, France, Lithuania, Russian Federation and Serbia, sporadic influenza activities were reported in 7 countries and 3 regions, with no activity or no report in the rest countries. The dominant strain in 2008-2009 was influenza A, but influenza B had been progressively increased
4. **WHO Flu-net:** Global flu surveillance showed that in week 9 (accessed on Mar. 13, 2009) there were widespread outbreaks in Switzerland, Russian Federation, Norway, USA and Belarus, regional outbreaks in Slovenia, Israel, Finland, France, Germany, Croatia, Estonia, Romania and Latvia, local outbreaks in Greece, Turkey and UK, sporadic outbreaks in Belgium, China, Sri Lanka, Denmark, Netherlands, Italy, Kazakhstan, Spain, Mongolia and Poland; the rest areas were no activity or no report.

**Conclusion:** Influenza activity of high intensity is in most countries of Europe and the USA/Canada.

### Global Distribution of Influenza by WHO FLU-NET

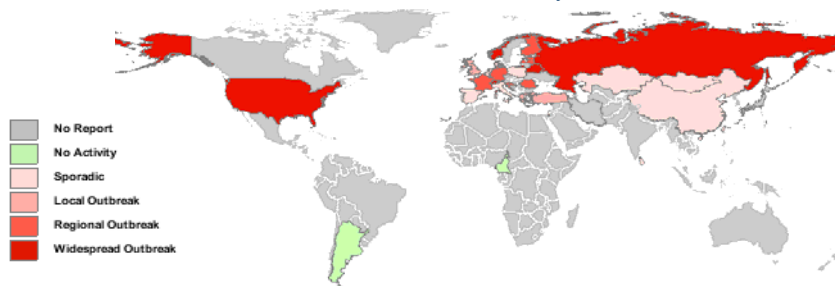


Fig.1 Percentage of Visits by ILI Cases as Reported by Sentinel Physicians

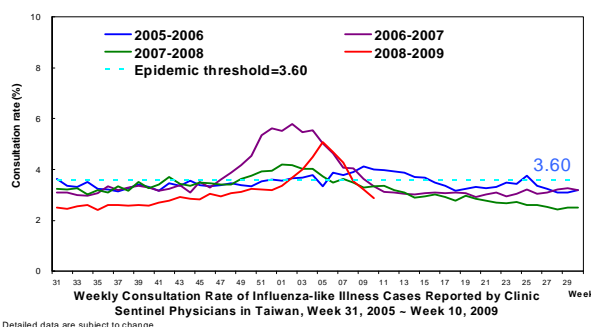
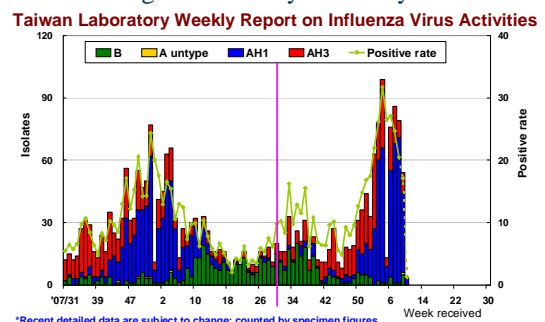


Fig2. Laboratory Summary



Detailed data are subject to change

### References:

Global epidemiological situation of influenza: WHO Flu-net, USA-CDC, CANADA-PHAC, EUROPE-EISS, JAPAN-IASR, HK DOH.

Taiwan epidemiological situation of ILI: Taiwan CDC. For more info, surf <http://www.cdc.gov.tw> or <http://flu.cdc.gov.tw>

The *Influenza Express* published weekly by Taiwan CDC informs you of the latest information on local and global influenza activities.