



Summary : Week 19 (May 6– May 12, 2012)

Influenza activity in Taiwan peaked at week 2. Seasonal influenza virus type AH3 is predominant in the community.

- Of the 178 specimens tested during week 17, 2012, 32 (18%) were positive for influenza viruses, 27 (15%) were positive for influenza AH3 virus, 4 (2%) were positive for pandemic (H1N1) 2009 virus, 1 (1%) was positive for influenza B virus.
- There were 15 new complicated influenza infections and 1 report of death from complicated influenza infection during week 19. Since July 1, 2011, 1459 complicated influenza infections have been confirmed, including 1029 cases from influenza B virus infection, 331 cases from influenza AH3 (H3N2) virus infection, 76 cases from pandemic (H1N1) 2009 virus infection and 23 cases due to un-typed influenza A virus infection. 489 cases of complicated influenza infections received the intensive care. Since July 1, 2011, there have been 132 reports of death from complicated influenza infection; 101 from the seasonal influenza B strain, 23 from the seasonal H3N2 strain, 6 from pandemic (H1N1) 2009 virus infection and 2 from the un-typed influenza A virus, respectively.
- The number of deaths related to pneumonia and influenza during week 18 was 247, which was below the number of the previous week (283 deaths).
- The rate of outpatient visits for influenza-like illness is 1.1%, which was comparable with the rate of previous week (1.1%).
- The rate of emergency room visits for ILI is 10.69%, a 4.2% increase compared with the rate of previous week (10.26%).

Virologic surveillance

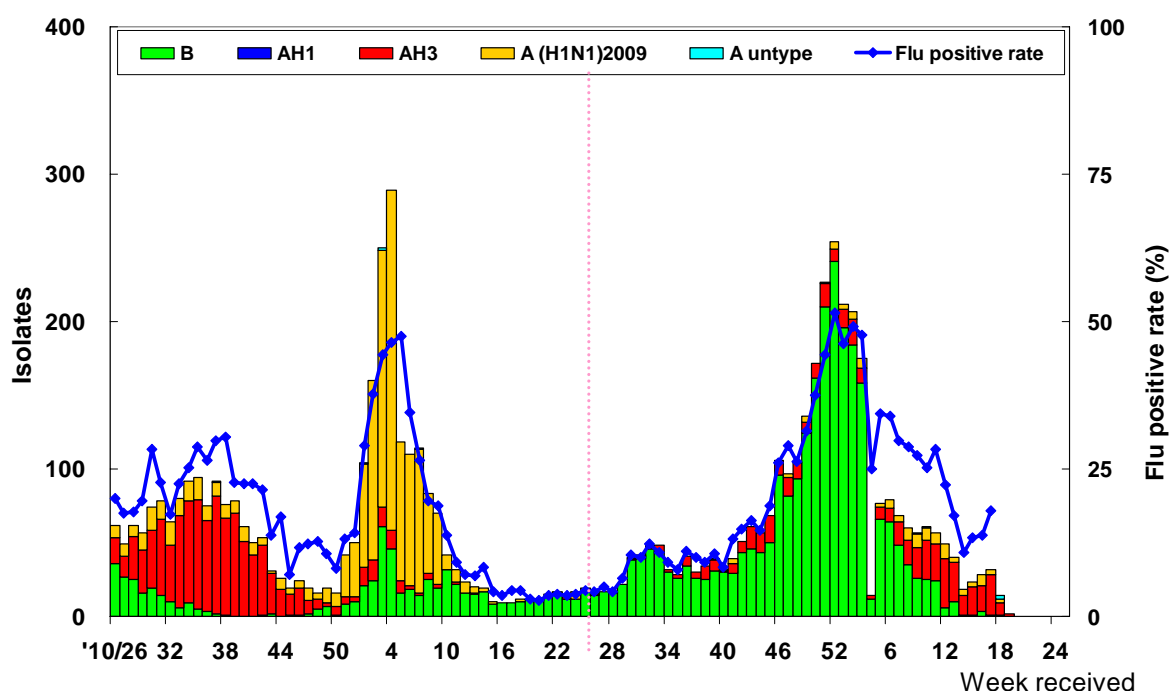
The results of tests performed during week 16 are summarized in the table below.

	Data for week 17	Cumulative data since 7/1/2011
Number of specimens tested	178	14471
Number of positive specimens (%)	32(18)	3132(22)
Positive specimens by type/subtype (%)		
Influenza A (% of all positive specimens)	31(97)	615(20)
A (pandemic [H1N1] 2009) (% of all Influenza A)	4(13)	118(19)
A (H3)	27(87)	492(80)
A (H1)	0(0)	0(0)
A (unable to subtype)	0(0)	5(1)
A (subtyping not performed)	0(0)	0(0)
Influenza B	1(3)	2517(80)



Antigenic characterization: Taiwan CDC has antigenically characterized 405 human influenza viruses [5 pandemic (H1N1) 2009, 66 influenza A (H3), 334 influenza B] since July 1, 2011. 91% (n=60) of the influenza A (H3N2) viruses tested were related to the A (H3N2) vaccine component (A/Perth/16/2009). 13.8% (n=46) of the influenza B viruses tested belonged to the B/Victoria lineage and were related to the B component of the 2011-12 influenza vaccine (B/Brisbane/60/2008).

Influenza positive tests reported to Taiwan CDC by contracted laboratories, 2010–2012



Antiviral resistance: Since July 1, 2011, 38 pandemic (H1N1) 2009, 146 influenza A (H3N2) and 296 influenza B viruses have been tested for resistance to the neuraminidase inhibitors (oseltamivir). The results of antiviral resistance testing performed on these viruses are summarized in the table below.

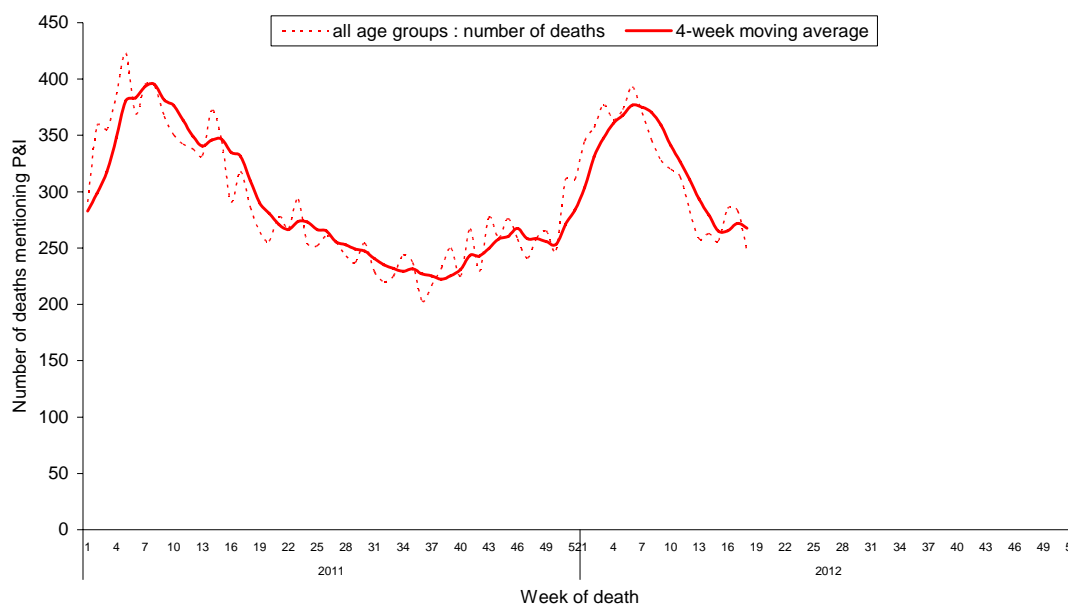
	Isolates tested (n)	Resistance Viruses, n (%)
		Oseltamivir
A (pandemic [H1N1] 2009)	38	0(0)
A (H3)	146	0 (0)
B	296	0 (0)



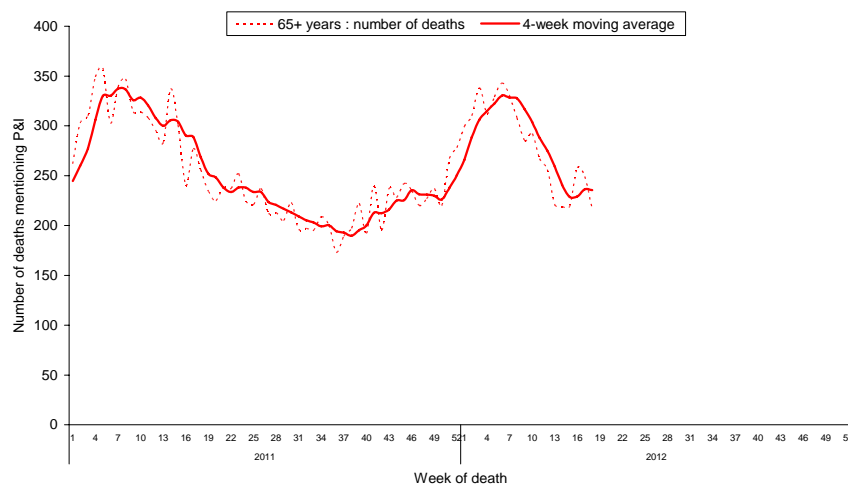
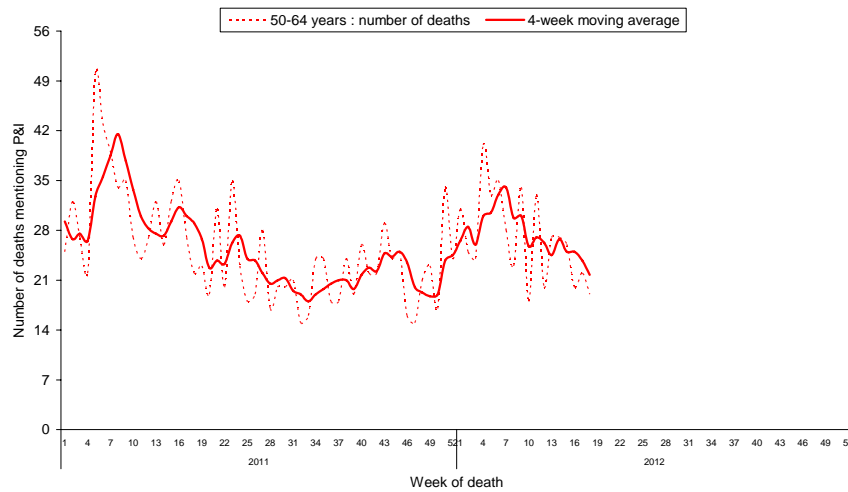
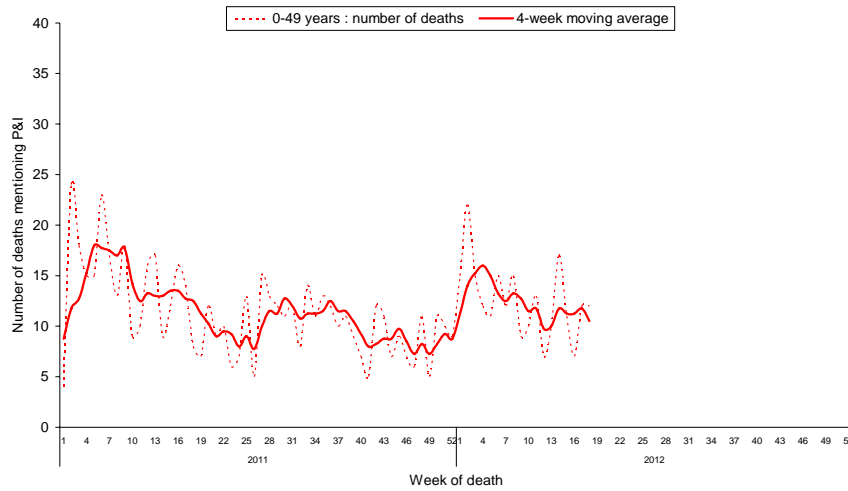
Pneumonia and influenza (P&I) mortality surveillance

During week 18, 2012, 247 deaths reported through the National Death Certificate System mentioned P&I as the cause of death. This number was below the number of previous week (283 deaths). The number of deaths related to P&I for adults of 65 or greater is the highest among the three age groups (0–49, 50–64, and 65⁺).

National pneumonia and influenza mortality Week ending 05/05/2012



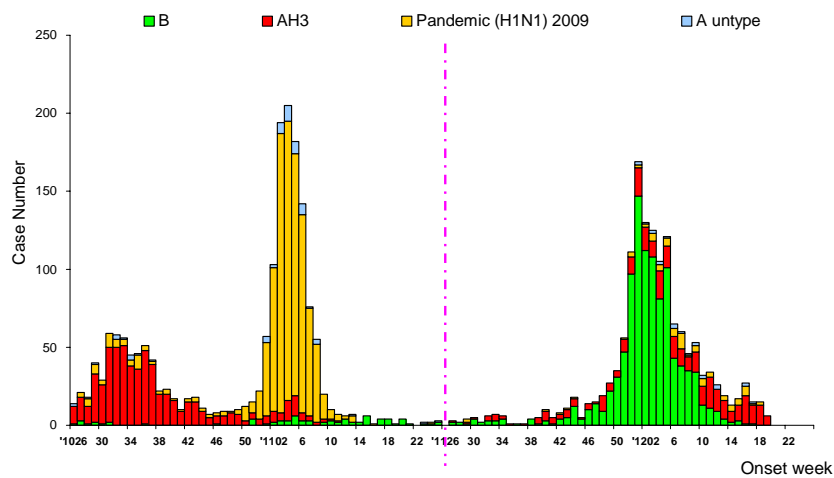
National pneumonia and influenza mortality by age group Week ending 05/05/2012



Reports of complicated influenza*

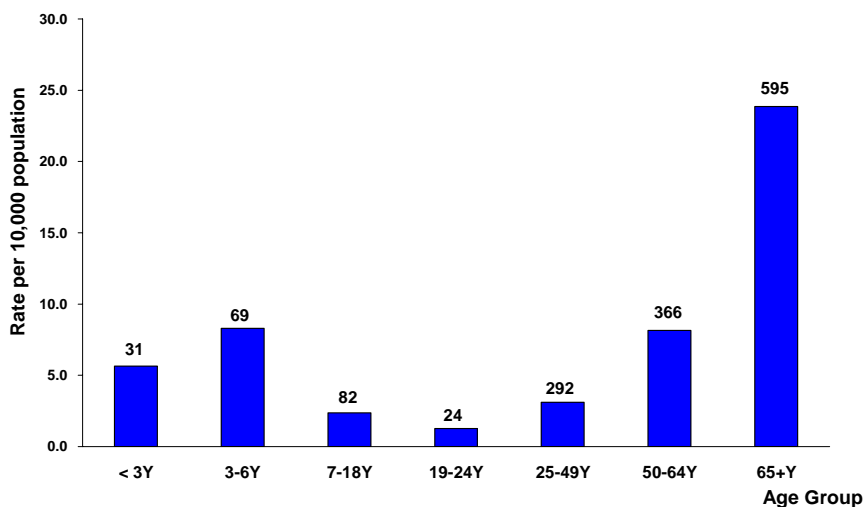
There were 15 new complicated influenza infections (including 13 seasonal influenza AH3 cases, 1 seasonal influenza B case and 1 case from pandemic (H1N1) 2009 virus infection) during week 19. Since July 1, 2011, 1459 complicated influenza infections have been confirmed, including 489 cases requiring intensive care. Since July 1, 2011, there have been 132 reports of death from complicated influenza infection; 101 from the seasonal influenza B strain, 23 from the seasonal H3N2 strain, 6 from pandemic (H1N1) 2009 virus and 2 from the un-typed influenza A virus, respectively.

Number of complicated influenza reports by week of onset 27/6/2010 to present



*Defined as influenza infection with pulmonary complication, neurologic complication, myocarditis, pericarditis, invasive bacterial infection requiring hospitalization, intensive care or resulting in deaths.

Rate of complicated influenza reports by age groups 1/7/2011 to present



*Numbers represent number of complicated influenza reports for that specific age stratum.



Outpatient and emergency room influenza-like illness surveillance

Nationwide during week 19, 1.1% of outpatient visits reported through the National Health Insurance Database were due to influenza-like illness (ILI), which was comparable with the rate of previous week (1.1%).

The rate of emergency room visits for ILI is 10.69%, a 4.2% increase compared with the rate of previous week (10.26%).

Rate of outpatient and emergency room (ER) visits for influenza-like illness

27/6/2010 to present

