



Summary : Week 2 (Jan. 8– Jan. 14, 2012)

During week 2, influenza activity increased in Taiwan, and seasonal influenza virus type B is predominant in the community.

- Of the 469 specimens tested during week 52, 2011, 254 (54%) were positive for influenza viruses, 241 (51%) were positive for influenza B viruses, 8 (2%) were positive for influenza A H3 viruses, 5 (1%) was positive for pandemic (H1N1) 2009 virus.
- There were 145 new complicated influenza infections and 8 reports of death from complicated influenza infection during week 2. Since July 1, 2011, 587 complicated influenza infections have been confirmed, including 465 cases from influenza B virus infection, 104 cases from influenza A virus infection, 11 cases from pandemic (H1N1) 2009 virus infection and 7 cases due to un-typed influenza A virus infection. 190 cases of complicated influenza infections received the intensive care. Since July 1, 2011, there have been 28 reports of death from complicated influenza infection; 8 from the seasonal H3N2 strain and 20 from the seasonal influenza B strain, respectively.
- The number of deaths related to pneumonia and influenza during week 1 was 328, which was above the number of the previous week (310 deaths).
- The rate of outpatient visits for influenza-like illness is 2.52%, a 7.2% increase compared with the previous week (2.35%).
- The rate of emergency room visits for ILI is 19.44%, a 2.1% increase compared with the previous week (19.04%).

Virologic surveillance

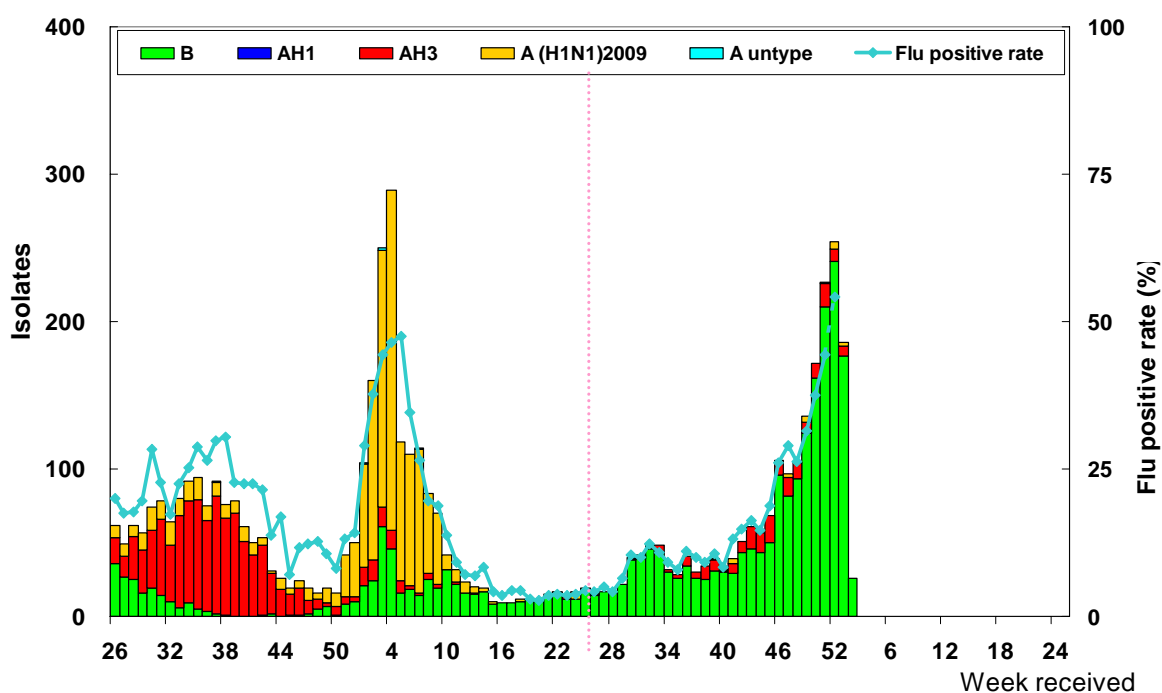
The results of tests performed during week 52 are summarized in the table below.

	Data for week 52	Cumulative data since 7/1/2011
Number of specimens tested	469	10635
Number of positive specimens (%)	254(54)	2071(19)
Positive specimens by type/subtype (%)		
Influenza A (% of all positive specimens)	13(5)	212(10)
A (pandemic [H1N1] 2009) (% of all Influenza A)	5(38)	25(12)
A (H3)	8(62)	186(88)
A (H1)	0(0)	0(0)
A (unable to subtype)	0(0)	1(<1)
A (subtyping not performed)	0(0)	0(0)
Influenza B	241(95)	1859(90)



Antigenic characterization: Taiwan CDC has antigenically characterized 256 human influenza viruses [2 pandemic (H1N1) 2009, 29 influenza A (H3), 225 influenza B] since July 1, 2011. 93% (n=27) of the influenza A (H3N2) viruses tested were related to the A (H3N2) vaccine component (A/Perth/16/2009). 16% (n=36) of the influenza B viruses tested belonged to the B/Victoria lineage and were related to the B component of the 2011-12 influenza vaccine (B/Brisbane/60/2008).

Influenza positive tests reported to Taiwan CDC by contracted laboratories, 2010–2012



Antiviral resistance: Since July 1, 2011, 7 pandemic (H1N1) 2009, 56 influenza A (H3N2) and 113 influenza B viruses have been tested for resistance to the neuraminidase inhibitors (oseltamivir). The results of antiviral resistance testing performed on these viruses are summarized in the table below.

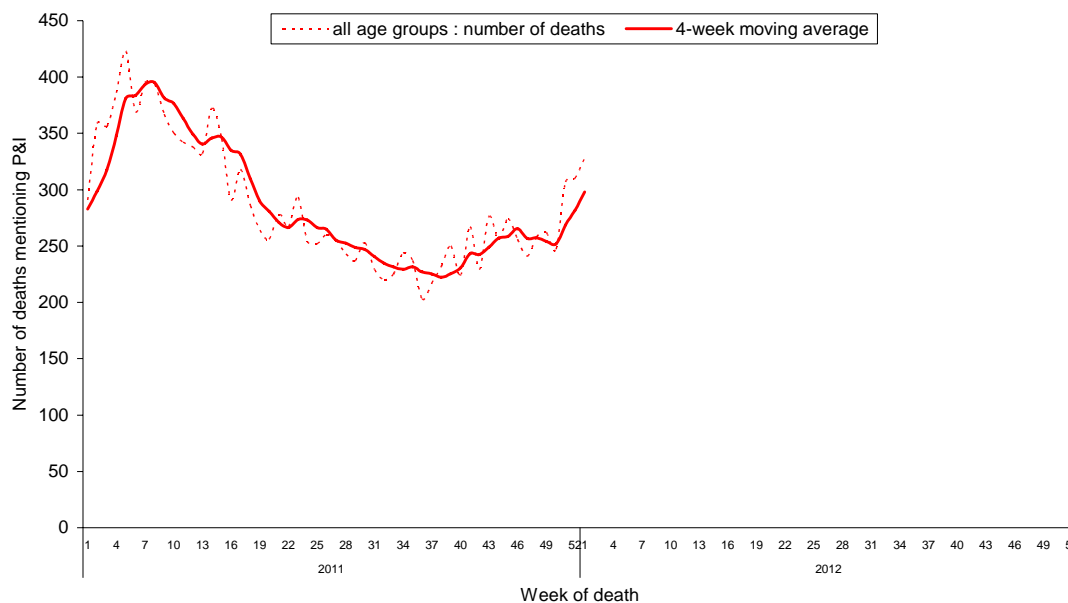
	Isolates tested (n)	Resistance Viruses, n (%)
		Oseltamivir
A (pandemic [H1N1] 2009)	7	0(0)
A (H3)	56	0 (0)
B	113	0 (0)



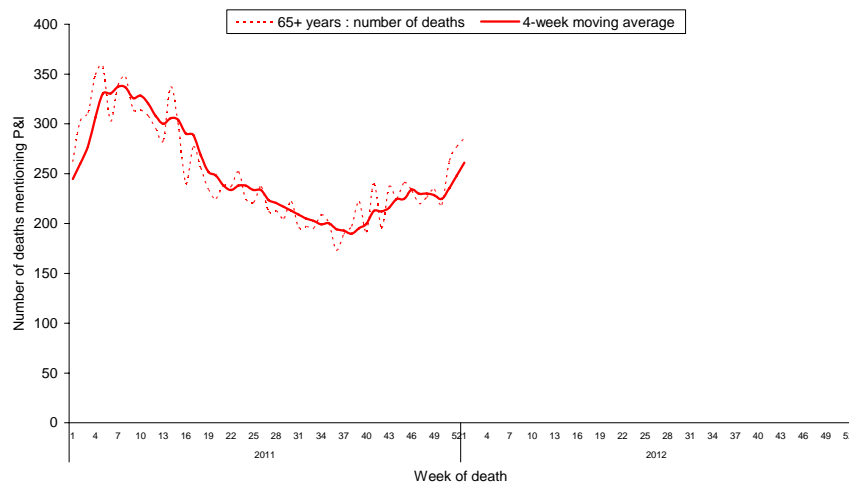
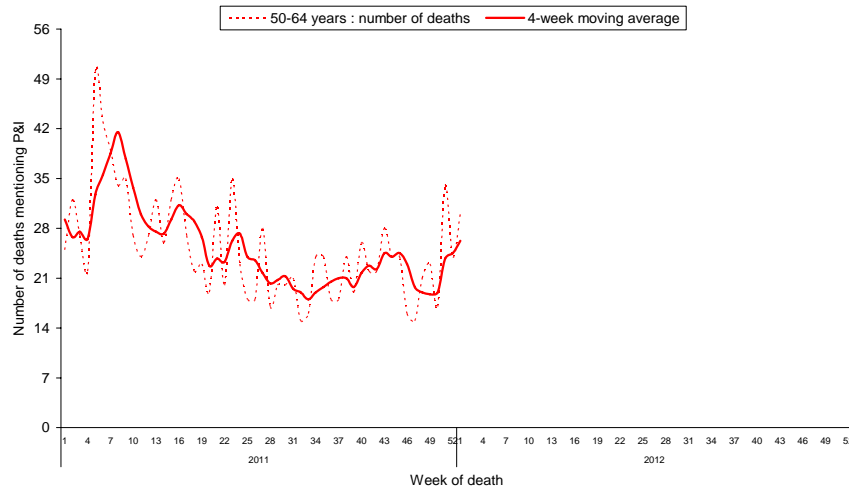
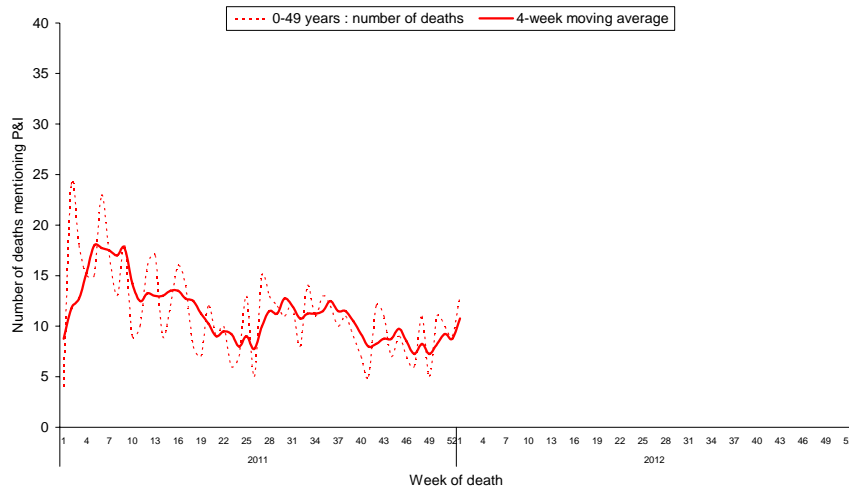
Pneumonia and influenza (P&I) mortality surveillance

During week 1, 2012, 328 deaths reported through the National Death Certificate System mentioned P&I as the cause of death. This number was above the number of previous week (310 deaths). The number of deaths related to P&I for age groups 0–49, 50–64, and greater than 65 years was the highest for adult greater than 65 years of age.

National pneumonia and influenza mortality Week ending 07/01/2012



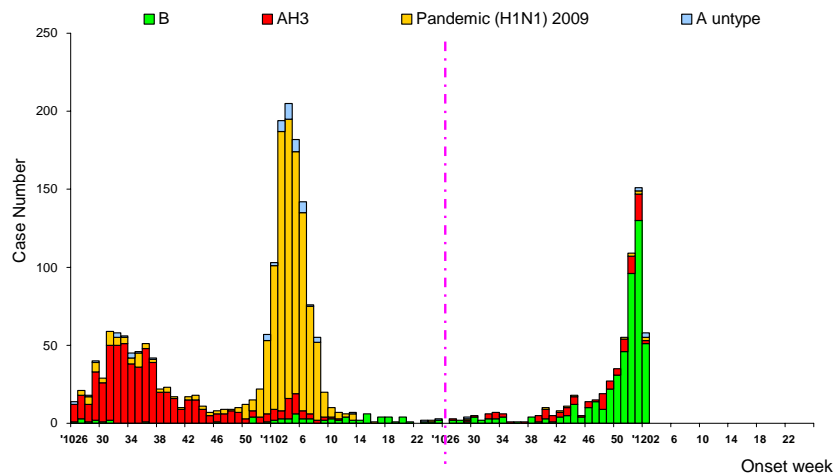
National pneumonia and influenza mortality by age group Week ending 07/01/2012



Reports of complicated influenza*

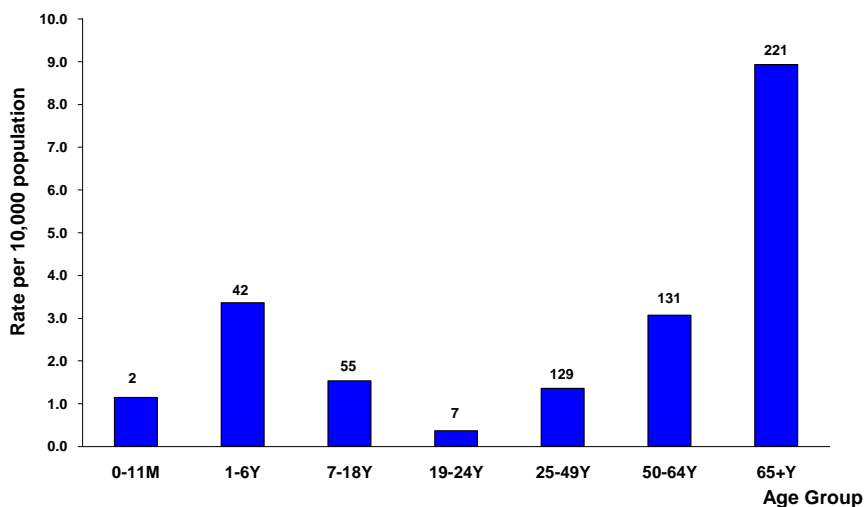
There were 145 new complicated influenza infections (including 128 seasonal influenza B cases, 10 seasonal influenza AH3 cases, 4 case from pandemic (H1N1) 2009 virus infection and 3 case due to un-typed influenza A virus infection) during week 2. Since July 1, 2011, 587 complicated influenza infections have been confirmed, including 190 cases requiring intensive care. Since July 1, 2011, there have been 28 reports of death from complicated influenza infection; 8 from the seasonal H3N2 strain and 20 from the seasonal influenza B strain, respectively.

Number of complicated influenza reports by week of onset 27/6/2010 to present



*Defined as influenza infection with pulmonary complication, neurologic complication, myocarditis, pericarditis, invasive bacterial infection requiring hospitalization, intensive care or resulting in deaths.

Rate of complicated influenza reports by age groups 1/7/2011 to present



*Numbers represent number of complicated influenza reports for that specific age stratum.



Outpatient and emergency room influenza-like illness surveillance

Nationwide during week 2, 2.52% of outpatient visits reported through the National Health Insurance Database were due to influenza-like illness (ILI), a 7.2% increase compared with the previous week (2.35%).

The rate of emergency room visits for ILI is 19.44%, a 2.1% increase compared with the previous week (19.04%).

Rate of outpatient and emergency room (ER) visits for influenza-like illness

27/6/2010 to present

