



## Summary : Week 1 (Jan. 1– Jan. 7, 2012)

During week 1, influenza activity increased in Taiwan, and seasonal influenza virus type B is predominant in the community.

- Of the 474 specimens tested during week 51, 2011, 224 (47%) were positive for influenza viruses, 209 (44%) were positive for influenza B viruses, 14 (3%) were positive for influenza A H3 viruses, 1 (<1%) was positive for un-typed influenza A virus.
- There were 147 new complicated influenza infections and 6 reports of death from complicated influenza infection during week 1. Since July 1, 2011, 442 complicated influenza infections have been confirmed, including 337 cases from influenza B virus infection, 94 cases from influenza A virus infection, 8 cases from pandemic (H1N1) 2009 virus infection and 3 cases due to un-typed influenza A virus infection. 145 cases of complicated influenza infections received the intensive care. Since July 1, 2011, there have been 20 reports of death from complicated influenza infection; 7 from the seasonal H3N2 strain and 13 from the seasonal influenza B strain, respectively.
- The number of deaths related to pneumonia and influenza during week 52 was 306, which was comparable with the number of the previous week (305 deaths).
- The rate of outpatient visits for influenza-like illness is 2.27%, a 18.8% increase compared with the previous week (1.91%).
- The rate of emergency room visits for ILI is 19.08%, a 19.6% increase compared with the previous week (15.95%).

## Virologic surveillance

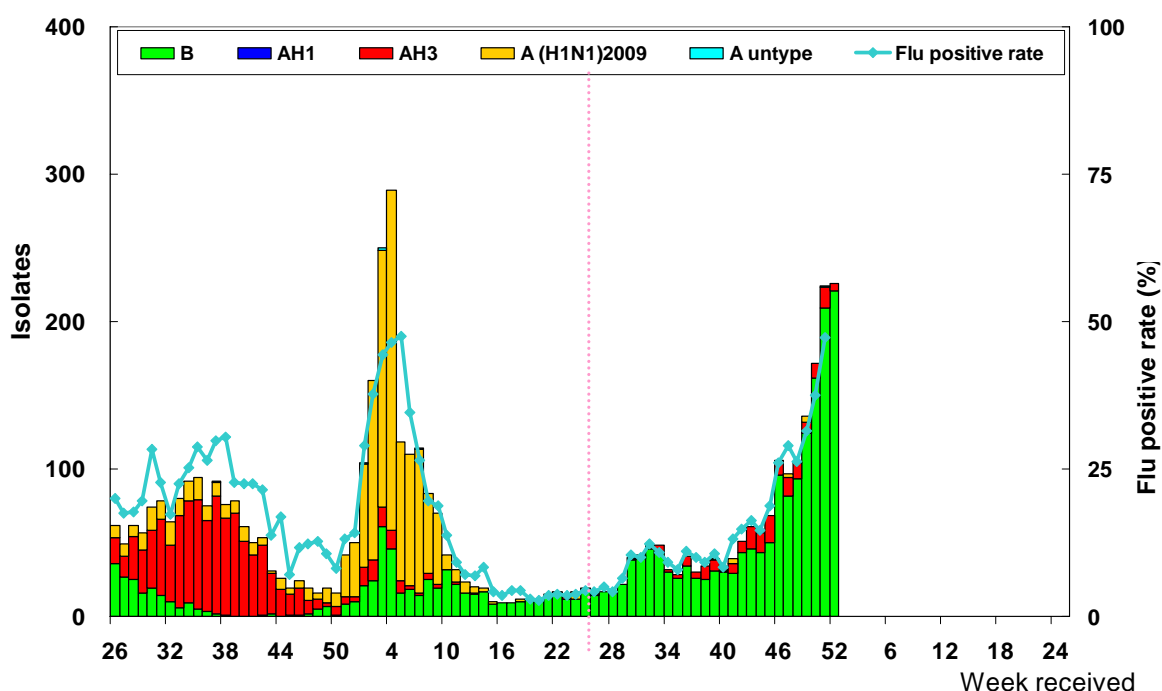
The results of tests performed during week 51 are summarized in the table below.

	Data for week 51	Cumulative data since 7/1/2011
Number of specimens tested	474	10138
Number of positive specimens (%)	224(47)	1828(18)
Positive specimens by type/subtype (%)		
Influenza A (% of all positive specimens)	15(7)	193(11)
A (pandemic [H1N1] 2009) (% of all Influenza A)	0(0)	17(9)
A (H3)	14(93)	175(91)
A (H1)	0(0)	0(0)
A (unable to subtype)	1(7)	1(<1)
A (subtyping not performed)	0(0)	0(0)
Influenza B	209(93)	1635(89)



**Antigenic characterization:** Taiwan CDC has antigenically characterized 238 human influenza viruses [2 pandemic (H1N1) 2009, 28 influenza A (H3), 208 influenza B] since July 1, 2011. 92.9% (n=26) of the influenza A (H3N2) viruses tested were related to the A (H3N2) vaccine component (A/Perth/16/2009). 16.8% (n=35) of the influenza B viruses tested belonged to the B/Victoria lineage and were related to the B component of the 2011-12 influenza vaccine (B/Brisbane/60/2008).

### Influenza positive tests reported to Taiwan CDC by contracted laboratories, 2010–2012



**Antiviral resistance:** Since July 1, 2011, 6 pandemic (H1N1) 2009, 53 influenza A (H3N2) and 112 influenza B viruses have been tested for resistance to the neuraminidase inhibitors (oseltamivir). The results of antiviral resistance testing performed on these viruses are summarized in the table below.

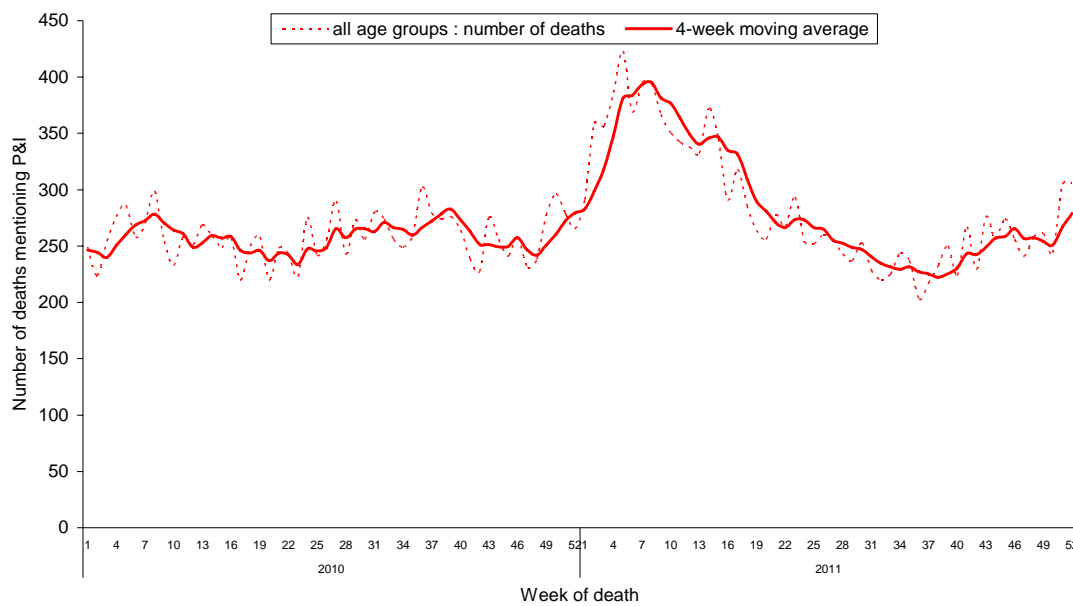
	Isolates tested (n)	Resistance Viruses, n (%)
		Oseltamivir
<b>A (pandemic [H1N1] 2009)</b>	6	0(0)
<b>A (H3)</b>	53	0 (0)
<b>B</b>	112	0 (0)



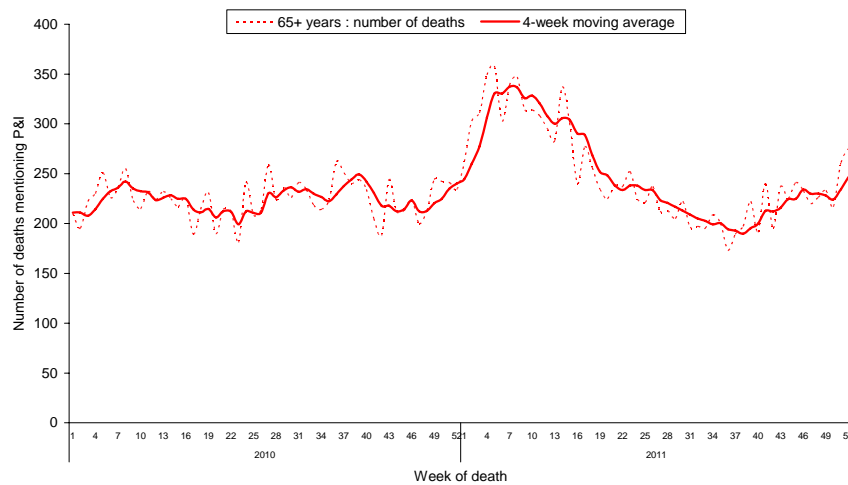
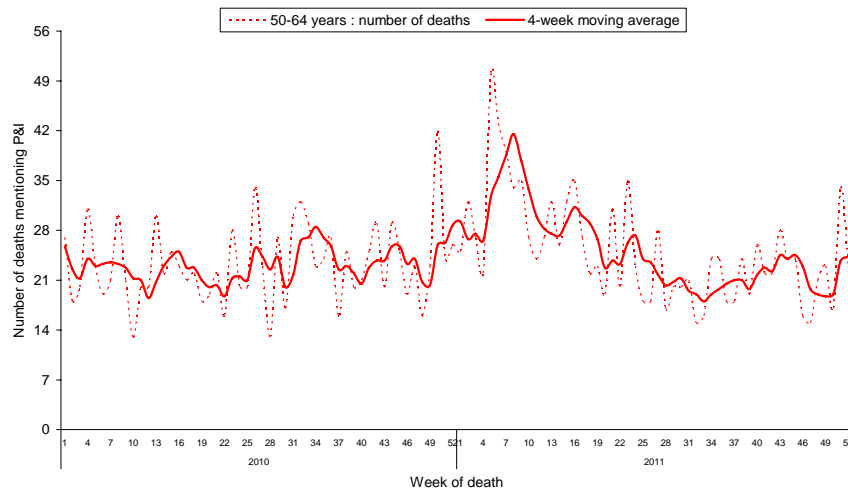
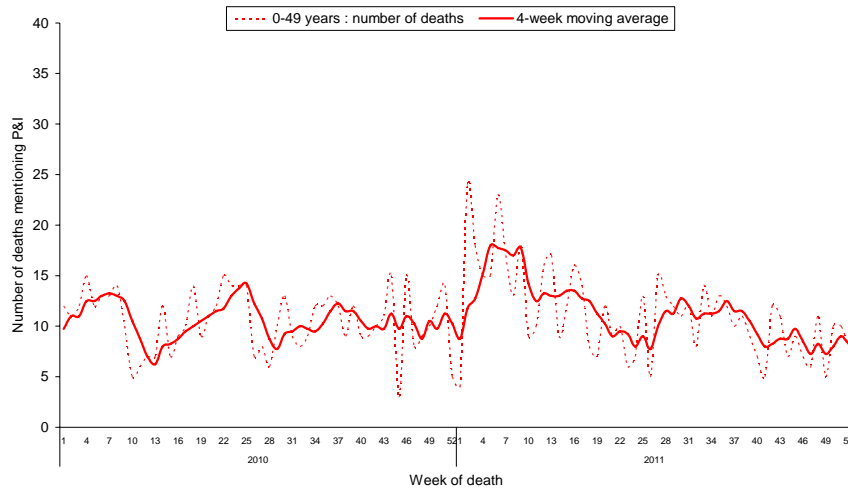
## Pneumonia and influenza (P&I) mortality surveillance

During week 52, 2011, 306 deaths reported through the National Death Certificate System mentioned P&I as the cause of death. This number was comparable with the number of previous week (305 deaths). The number of deaths related to P&I for age groups 0–49, 50–64, and greater than 65 years was the highest for adult greater than 65 years of age.

### National pneumonia and influenza mortality Week ending 31/12/2011



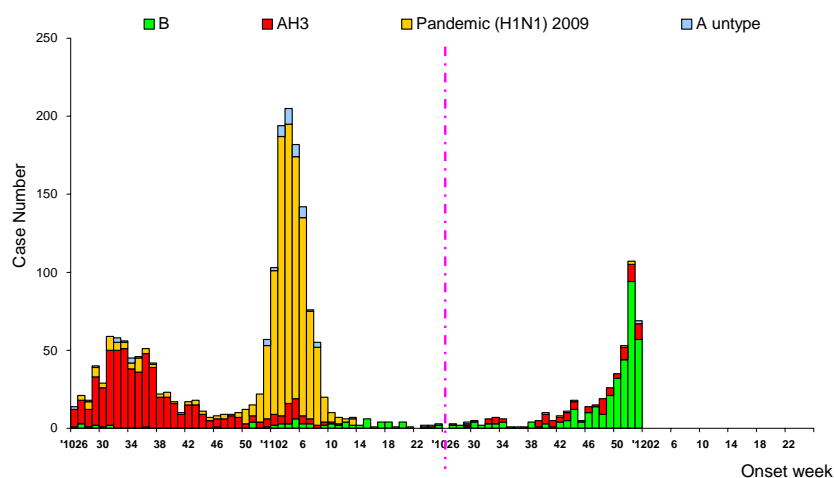
## National pneumonia and influenza mortality by age group Week ending 31/12/2011



## Reports of complicated influenza\*

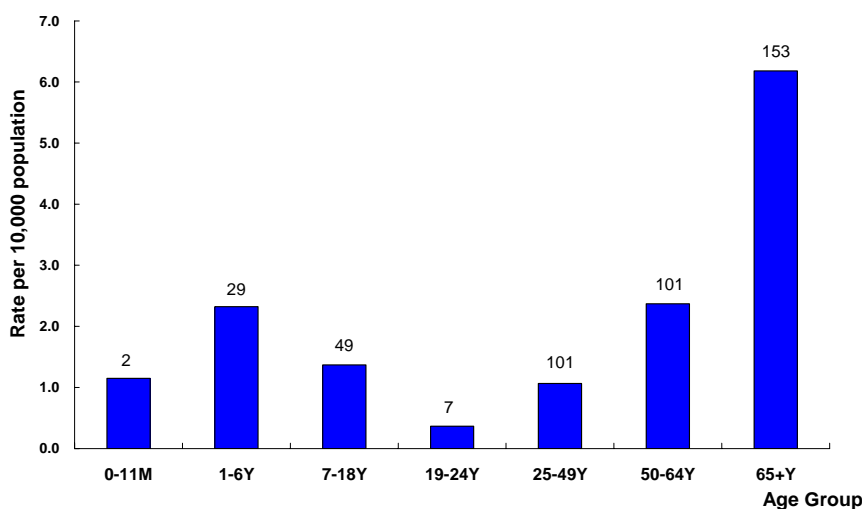
There were 147 new complicated influenza infections (including 126 seasonal influenza B cases, 19 seasonal influenza AH3 cases, 1 case from pandemic (H1N1) 2009 virus infection and 1 case due to un-typed influenza A virus infection) during week 1. Since July 1, 2011, 442 complicated influenza infections have been confirmed, including 145 cases requiring intensive care. Since July 1, 2011, there have been 20 reports of death from complicated influenza infection; 7 from the seasonal H3N2 strain and 13 from the seasonal influenza B strain, respectively.

### Number of complicated influenza reports by week of onset 27/6/2010 to present



\*Defined as influenza infection with pulmonary complication, neurologic complication, myocarditis, pericarditis, invasive bacterial infection requiring hospitalization, intensive care or resulting in deaths.

### Rate of complicated influenza reports by age groups 1/7/2011 to present



\*Numbers represent number of complicated influenza reports for that specific age stratum.



## Outpatient and emergency room influenza-like illness surveillance

Nationwide during week 1, 2.27% of outpatient visits reported through the National Health Insurance Database were due to influenza-like illness (ILI), a 18.8% increase compared with the previous week (1.91%).

The rate of emergency room visits for ILI is 19.08%, a 19.6% increase compared with the previous week (15.95%).

### Rate of outpatient and emergency room (ER) visits for influenza-like illness

27/6/2010 to present

