



Summary

During week 30 (July 19–25, 2009), influenza activity was stable in Taiwan. The numbers of reported and laboratory-confirmed complicated influenza cases are increasing.

- Of the 409 specimens tested during week 28–30, 30 (7%) were positive for influenza viruses; 75% (95% confidence interval 55%–89%) of all subtyped influenza A viruses were pandemic (H1N1) 2009 viruses.
- There was 3 newly reported laboratory-confirmed complicated influenza case (0 deaths); 2 were due to pandemic (H1N1) 2009 virus infections. Cumulative number of laboratory-confirmed complicated influenza cases since June 1, 2009 was 4 (0 deaths). Of these, 3 (75%) were due to pandemic (H1N1) 2009 virus infections and hospitalized; the remaining one had been in recovery and discharged.
- The number of deaths attributed to pneumonia and influenza was below the baseline level.
- The rate of outpatient visits for influenza-like illness has been stable for the past 4 weeks.
- The rate of emergency room visits for influenza-like illness has been increasing for the past 3 weeks, but was still below the epidemic threshold.
- Taiwan CDC estimates that nationwide there were 1,520 (95% confidence interval 954–2,294) new cases of pandemic (H1N1) 2009 influenza during week 30.

Virologic surveillance

During week 28–30, seasonal influenza A (H1, H3) viruses have co-circulated at low levels with pandemic (H1N1) 2009 viruses. Seventy-five percent (95% confidence interval 55.1%–89.3%) of all subtyped influenza A viruses being reported to Taiwan CDC through contracted laboratories during this period were pandemic (H1N1) 2009 viruses. The results of tests performed during the past 3 weeks are summarized in the table below.

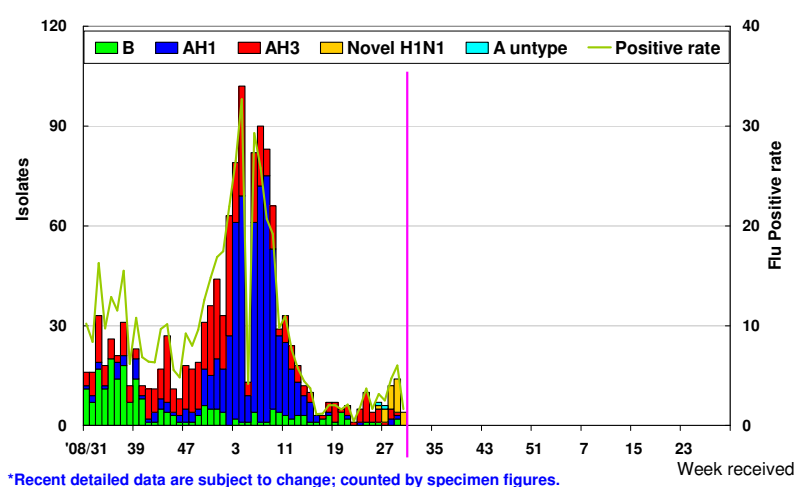
	Data for weeks 28–30	Cumulative data since 6/1/2009
Number of specimens tested	409	1,654
Number of positive specimens (%)	30 (7)	62 (4)
Positive specimens by type/subtype		
Influenza A	28 (93)	57 (92)
A (pandemic [H1N1] 2009)	21 (75)	26 (46)
A (H3)	4 (14)	25 (44)
A (H1)	3 (11)	4 (7)
A (unable to subtype)	0 (0)	2 (4)
A (subtyping not performed)	0 (0)	0 (0)
Influenza B	2 (7)	5 (8)

Antigenic characterization: Taiwan CDC has antigenically characterized 17 seasonal human influenza viruses [3 influenza A (H1), 6 influenza A (H3), and 8 influenza B viruses] since June 1, 2009.



One (33%) of the influenza seasonal A (H1) viruses tested was related to the influenza A (H1N1) component of the 2008–09 influenza vaccine (A/Brisbane/59/2007). One (17%) of the influenza A (H3N2) viruses tested is related to the A (H3N2) vaccine component (A/Brisbane/10/2007). Five (63%) of the influenza B viruses tested belong to the B/Yamagata lineage and are related to the vaccine strain (B/Florida/04/2006). Two (25%) of the influenza B viruses tested belong to the B/Victoria lineage and are not related to the vaccine strain.

Influenza positive tests reported to Taiwan CDC by contracted laboratories, 2008–2009



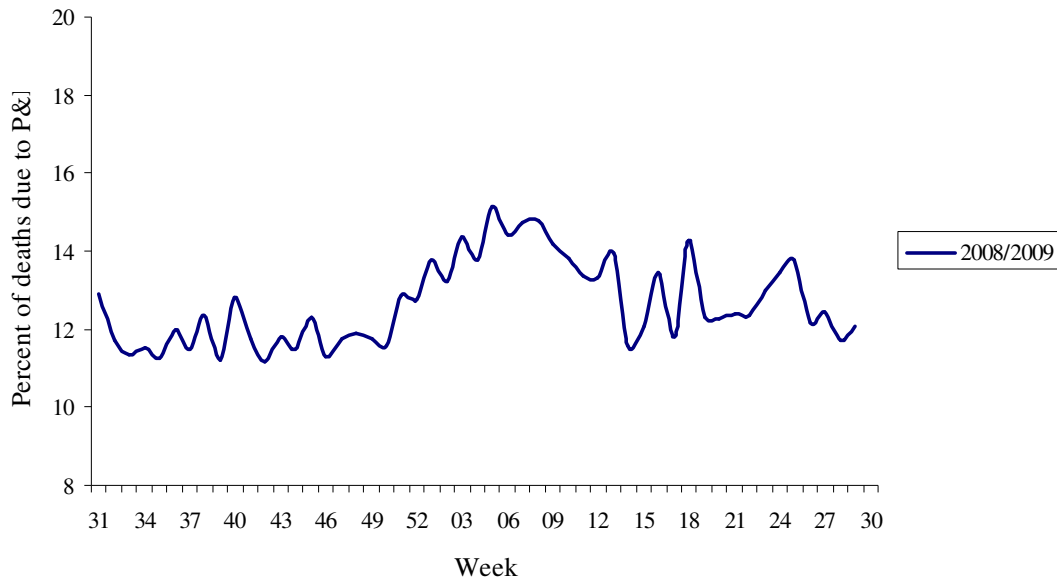
Antiviral resistance: Since June 1, 2009, 16 influenza A (H3N2) and 11 pandemic (H1N1) 2009 viruses have been tested for resistance to the neuraminidase inhibitors (oseltamivir and zanamivir) and adamantanes (amantadine and rimantadine). The results of antiviral resistance testing performed on these viruses are summarized in the table below.

	Isolates tested (n)	Resistance Viruses, n (%)		Isolates tested (n)	Resistant Viruses, n (%)
		Oseltamivir	Zanamivir		Adamantanes
A (pandemic [H1N1] 2009)	11	0 (0)	0 (0)	0	-
A (H3)	16	0 (0)	0 (0)	9	9 (100)

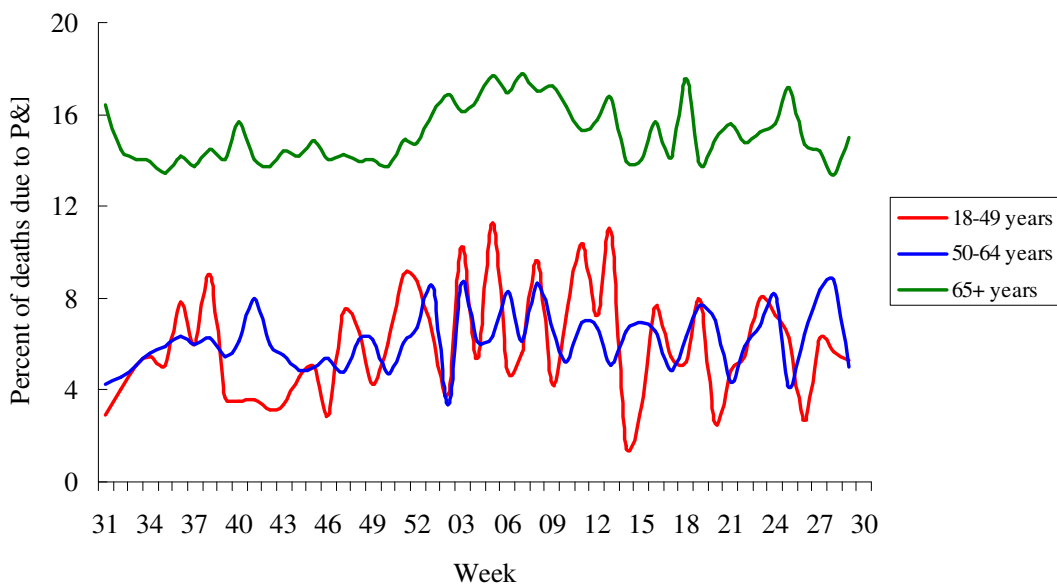
Pneumonia and influenza (P&I) mortality surveillance

During week 29, 203 (12%) of all deaths reported through the National Death Certificate System were due to P&I. Proportional death due to P&I was the highest for adult greater than 65 years of age. The number of deaths due to P&I during week 29 was below the baseline number (223 deaths).

National pneumonia and influenza mortality Week ending 7/18/2009



National pneumonia and influenza mortality by age group* Week ending 7/18/2009



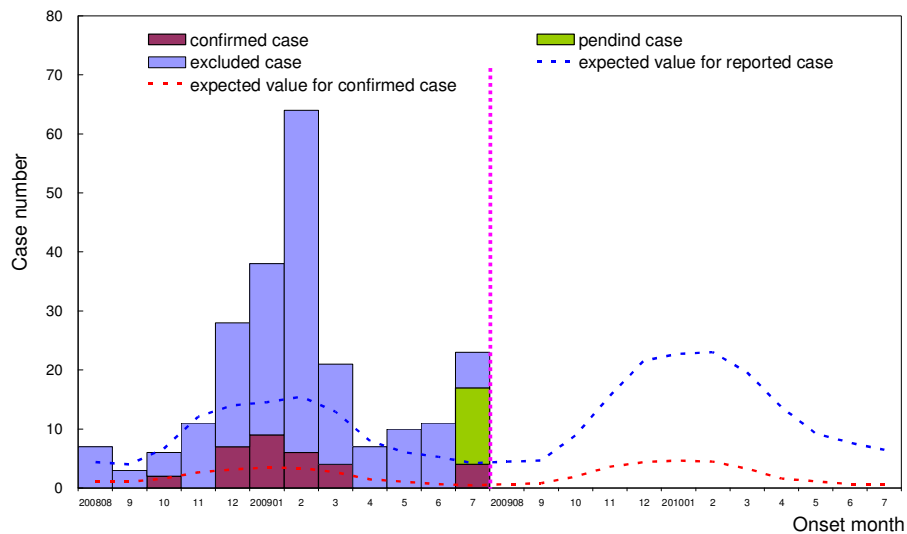
*Data of children 0–17 years of age were not shown due to sparse data (totally 999 deaths, 37 [3.7%] due to P&I).



Reports of complicated influenza*

During week 30, 3 laboratory-confirmed complicated influenza cases were reported to Taiwan CDC (0 deaths); 2 were due to pandemic (H1N1) 2009 virus infections. Since June 1, 2009, Taiwan CDC has received 4 reports of laboratory-confirmed complicated influenza (0 deaths). Of these, 3 (75%) were due to pandemic (H1N1) 2009 virus infections and hospitalized; the remaining one had been in recovery and discharged.

**Number of complicated influenza reports by month of onset
8/1/2008 to present**



*Defined as influenza infection with pulmonary complication, neurologic complication, myocarditis, pericarditis, invasive bacterial infection, or those requiring intensive care or resulting deaths.



Outpatient and emergency room influenza-like illness surveillance

Nationwide during week 30, 0.89% of outpatient visits reported through the National Health Insurance Database were due to influenza-like illness (ILI). This rate has been stable for the past 4 weeks.

Nationwide during week 30, 9.69% of emergency room patient visits reported through the Real-time Outbreak and Disease Surveillance System (RODS) were due to influenza-like illness (ILI). This rate has been increasing for the past 3 weeks but was still below the epidemic threshold.

Taiwan CDC estimates that nationwide there were 1,520 (95% confidence interval 954–2,294) new cases of pandemic (H1N1) 2009 influenza during week 30. This estimate is based on the average weekly outpatient ILI consultation visits, taking into consideration positivity rates for pandemic (H1N1) 2009 from virological surveillance, and assumptions related to the percentage of people attending the clinics.

Rate of outpatient and emergency room (ER) visits for influenza-like illness 8/1/2007 to present

