



Summary : Week 47 (Nov. 20– Nov. 26, 2011)

During week 47, influenza activity remained unchanged in Taiwan, and seasonal influenza virus type B is predominant in the community.

- Of the 339 specimens tested during week 45, 67 (20%) were positive for influenza viruses, 50 (15%) were positive for influenza B viruses, 17 (5%) were positive for influenza AH3 viruses.
- There were 8 new complicated influenza infections during week 47. Since July 1, 2011, 116 complicated influenza infections have been confirmed, including 33 cases requiring intensive care. Since July 1, 2011, there have been 4 reports of death from complicated influenza infection; 2 from the seasonal H3N2 strain and 2 from the seasonal influenza B strain, respectively.
- The number of deaths related to pneumonia and influenza during week 46 was 245, which was below the number of the previous week (264 deaths).
- The rate of outpatient visits for influenza-like illness is 1.17%, a 6.4% increase compared with the previous week (1.10%).
- The rate of emergency room visits for ILI is 10.58%, a 6.9% increase compared with the previous week (9.90%).

Virologic surveillance

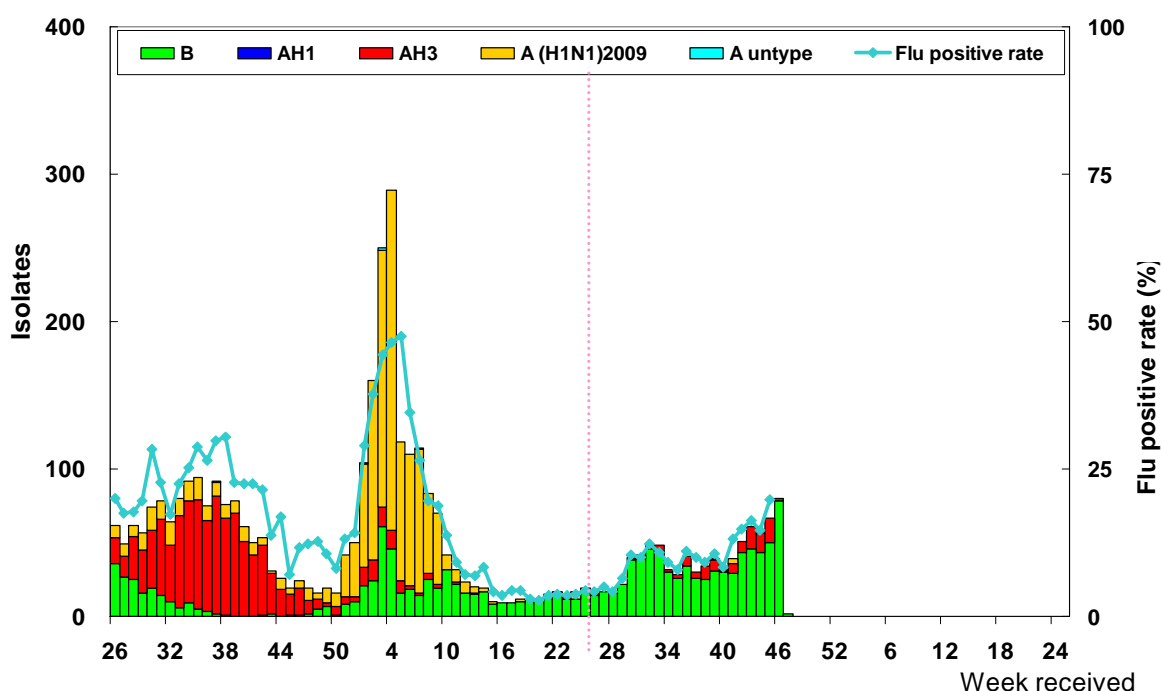
The results of tests performed during week 45 are summarized in the table below.

	Data for week 45	Cumulative data since 7/1/2011
Number of specimens tested	339	7479
Number of positive specimens (%)	67(20)	843(11)
Positive specimens by type/subtype (%)		
Influenza A (% of all positive specimens)	17(25)	115(14)
A (pandemic [H1N1] 2009) (% of all Influenza A)	0(0)	9(8)
A (H3)	17(100)	106(92)
A (H1)	0(0)	0(0)
A (unable to subtype)	0(0)	0(0)
A (subtyping not performed)	0(0)	0(0)
Influenza B	50(75)	728(86)



Antigenic characterization: Taiwan CDC has antigenically characterized 156 human influenza viruses [1 pandemic (H1N1) 2009, 14 influenza A (H3), 141 influenza B] since July 1, 2011. 85.7% (n=12) of the influenza A (H3N2) viruses tested were related to the A (H3N2) vaccine component (A/Perth/16/2009). 24.1% (n=34) of the influenza B viruses tested belonged to the B/Victoria lineage and were related to the B component of the 2011-12 influenza vaccine (B/Brisbane/60/2008).

Influenza positive tests reported to Taiwan CDC by contracted laboratories, 2010–2012



Antiviral resistance: Since July 1, 2011, 3 pandemic (H1N1) 2009, 32 influenza A (H3N2) and 59 influenza B viruses have been tested for resistance to the neuraminidase inhibitors (oseltamivir). The results of antiviral resistance testing performed on these viruses are summarized in the table below.

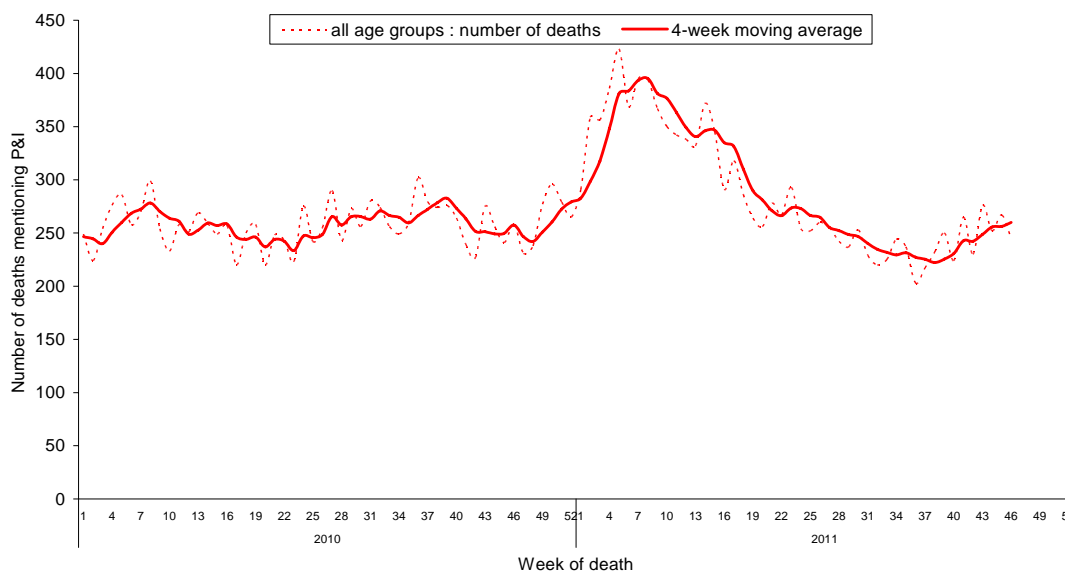
	Isolates tested (n)	Resistance Viruses, n (%)
		Oseltamivir
A (pandemic [H1N1] 2009)	3	0(0)
A (H3)	32	0 (0)
B	59	0 (0)



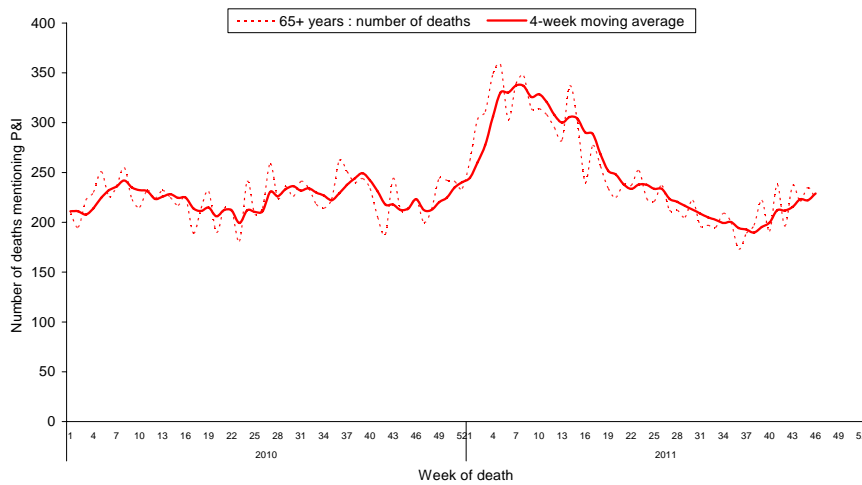
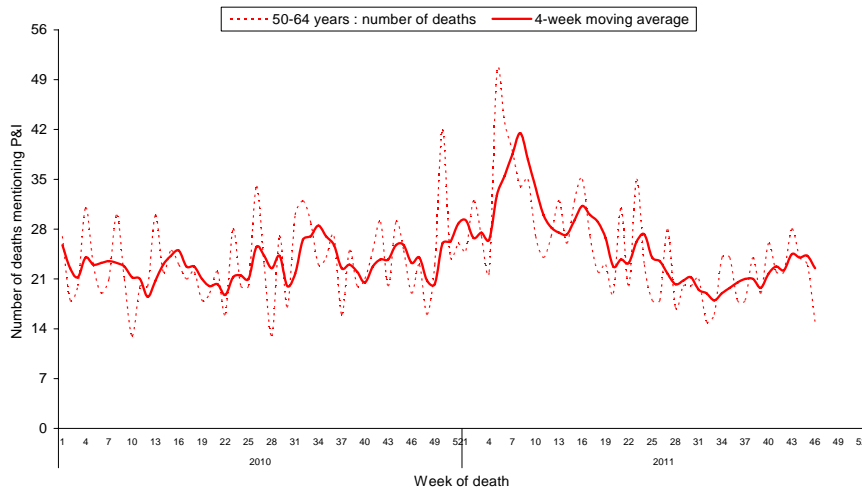
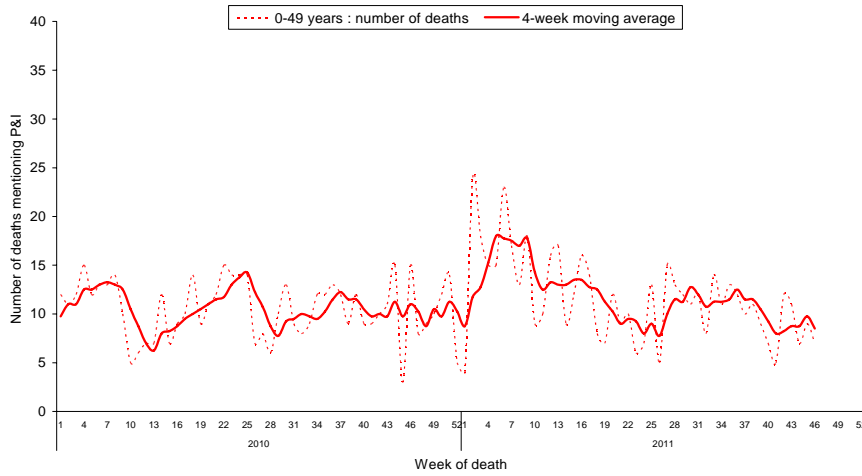
Pneumonia and influenza (P&I) mortality surveillance

During week 46, 245 deaths reported through the National Death Certificate System mentioned P&I as the cause of death. This number was below the number of previous week (264 deaths). The number of deaths related to P&I for age groups 0–49, 50–64, and greater than 65 years was the highest for adult greater than 65 years of age.

National pneumonia and influenza mortality Week ending 19/11/2011



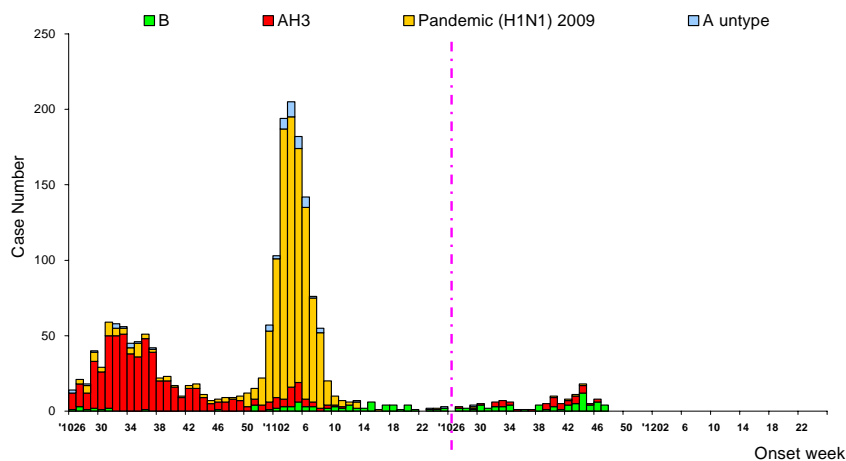
National pneumonia and influenza mortality by age group Week ending 19/11/2011



Reports of complicated influenza*

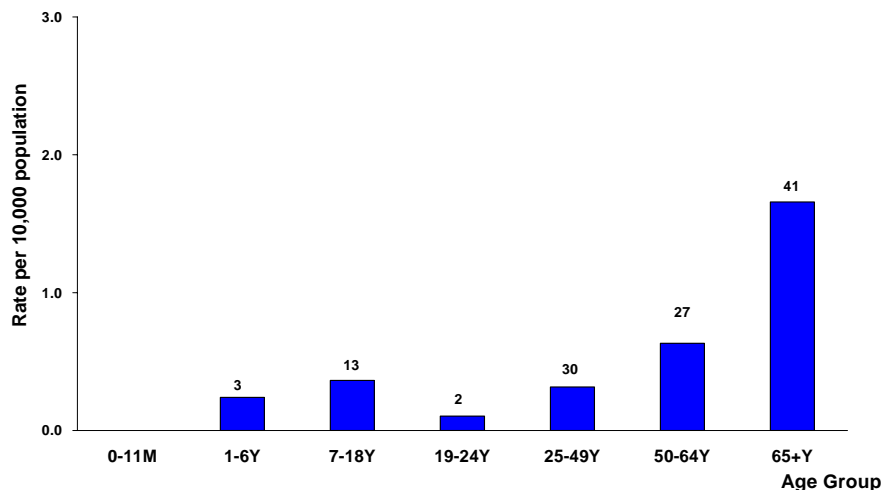
There were 8 new complicated influenza infections (including 6 seasonal influenza B cases and 2 AH3 cases) during week 47. Since July 1, 2011, 116 complicated influenza infections have been confirmed, including 33 cases requiring intensive care. There was 1 report of death from complicated influenza infection. Since July 1, 2011, there have been 4 reports of death from complicated influenza infection; 2 from the seasonal H3N2 strain and 2 from the seasonal influenza B strain, respectively.

Number of complicated influenza reports by week of onset 27/6/2010 to present



*Defined as influenza infection with pulmonary complication, neurologic complication, myocarditis, pericarditis, invasive bacterial infection requiring hospitalization, intensive care or resulting in deaths.

Rate of complicated influenza reports by age groups 1/7/2011 to present



*Numbers represent number of complicated influenza reports for that specific age stratum.



Outpatient and emergency room influenza-like illness surveillance

Nationwide during week 47, 1.17% of outpatient visits reported through the National Health Insurance Database were due to influenza-like illness (ILI), a 6.4% increase compared with the previous week (1.10%).

The rate of emergency room visits for ILI is 10.58%, a 6.9% increase compared with the previous week (9.90%).

Rate of outpatient and emergency room (ER) visits for influenza-like illness

27/6/2010 to present

