



Summary : Week 12 (Mar. 18– Mar. 24, 2012)

Influenza activity in Taiwan peaked at week 2. Seasonal influenza virus type AH3 is predominant in the community.

- Of the 223 specimens tested during week 10, 2012, 59 (26.5%) were positive for influenza viruses, 26 (11.7%) were positive for influenza AH3 viruses, 24 (10.8%) were positive for influenza B viruses, 8 (3.6%) were positive for pandemic (H1N1) 2009 virus and 1 (0.4%) was positive for un-typed influenza A virus.
- There were 24 new complicated influenza infections and 4 reports of death from complicated influenza infection during week 12. Since July 1, 2011, 1331 complicated influenza infections have been confirmed, including 1012 cases from influenza B virus infection, 246 cases from influenza A virus infection, 56 cases from pandemic (H1N1) 2009 virus infection and 17 cases due to un-typed influenza A virus infection. 445 cases of complicated influenza infections received the intensive care. Since July 1, 2011, there have been 86 reports of death from complicated influenza infection; 67 from the seasonal influenza B strain, 16 from the seasonal H3N2 strain, 1 from pandemic (H1N1) 2009 virus infection and 2 from the un-typed influenza A virus, respectively.
- The number of deaths related to pneumonia and influenza during week 11 was 308, which was below the number of the previous week (318 deaths).
- The rate of outpatient visits for influenza-like illness is 1.46%, a 1.4% increase compared with the rate of previous week (1.44%).
- The rate of emergency room visits for ILI is 12.25%, a 0.9% increase compared with the rate of previous week (12.14%).

Virologic surveillance

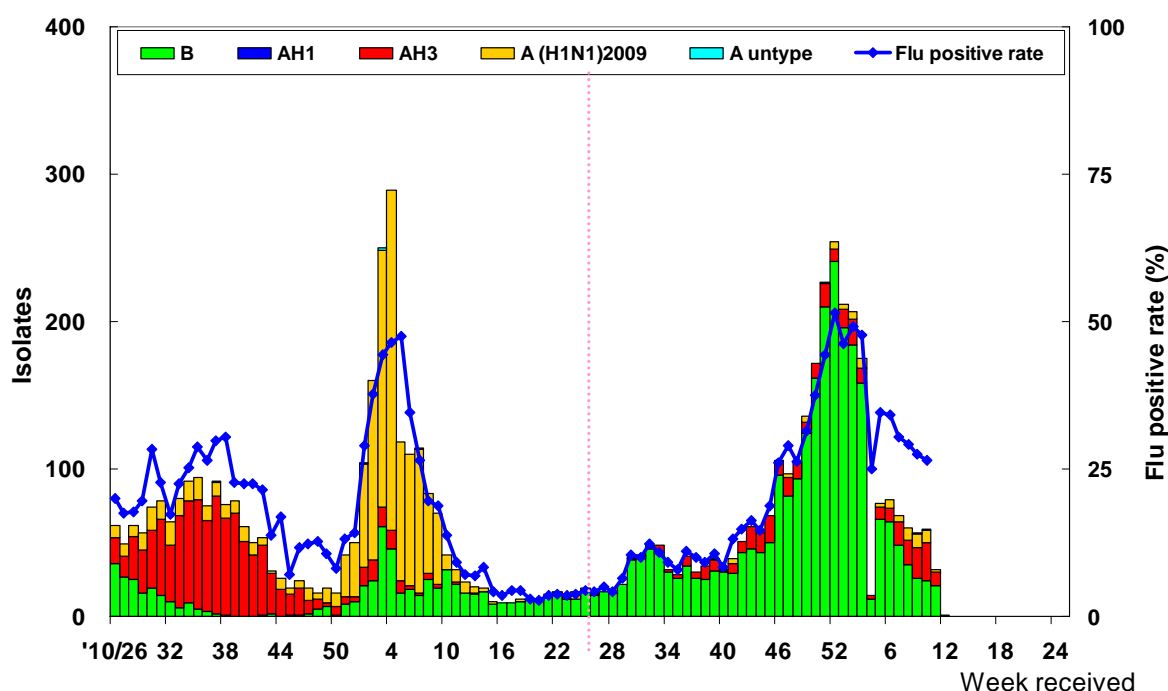
The results of tests performed during week 10 are summarized in the table below.

	Data for week 10	Cumulative data since 7/1/2011
Number of specimens tested	223	13083
Number of positive specimens (%)	59(26)	2900(22)
Positive specimens by type/subtype (%)		
Influenza A (% of all positive specimens)	35(59)	409(14)
A (pandemic [H1N1] 2009) (% of all Influenza A)	8(23)	78(19)
A (H3)	26(74)	328(80)
A (H1)	0(0)	0(0)
A (unable to subtype)	1(3)	3(1)
A (subtyping not performed)	0(0)	0(0)
Influenza B	24(41)	2491(86)



Antigenic characterization: Taiwan CDC has antigenically characterized 358 human influenza viruses [3 pandemic (H1N1) 2009, 44 influenza A (H3), 311 influenza B] since July 1, 2011. 93.2% (n=41) of the influenza A (H3N2) viruses tested were related to the A (H3N2) vaccine component (A/Perth/16/2009). 13.5% (n=42) of the influenza B viruses tested belonged to the B/Victoria lineage and were related to the B component of the 2011-12 influenza vaccine (B/Brisbane/60/2008).

Influenza positive tests reported to Taiwan CDC by contracted laboratories, 2010–2012



Antiviral resistance: Since July 1, 2011, 16 pandemic (H1N1) 2009, 89 influenza A (H3N2) and 235 influenza B viruses have been tested for resistance to the neuraminidase inhibitors (oseltamivir). The results of antiviral resistance testing performed on these viruses are summarized in the table below.

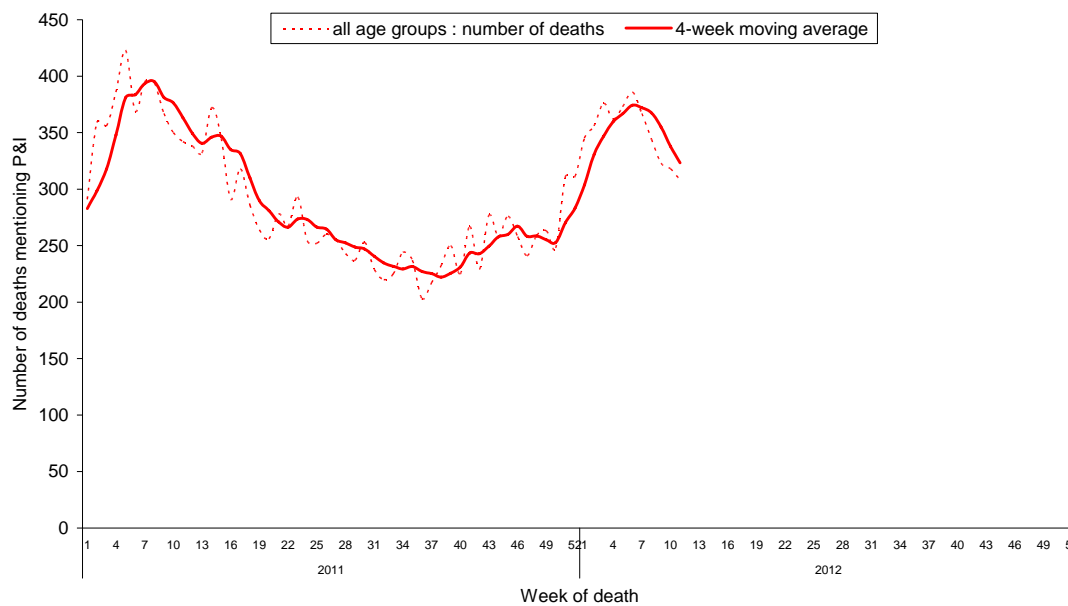
	Isolates tested (n)	Resistance Viruses, n (%)
		Oseltamivir
A (pandemic [H1N1] 2009)	16	0(0)
A (H3)	89	0 (0)
B	235	0 (0)



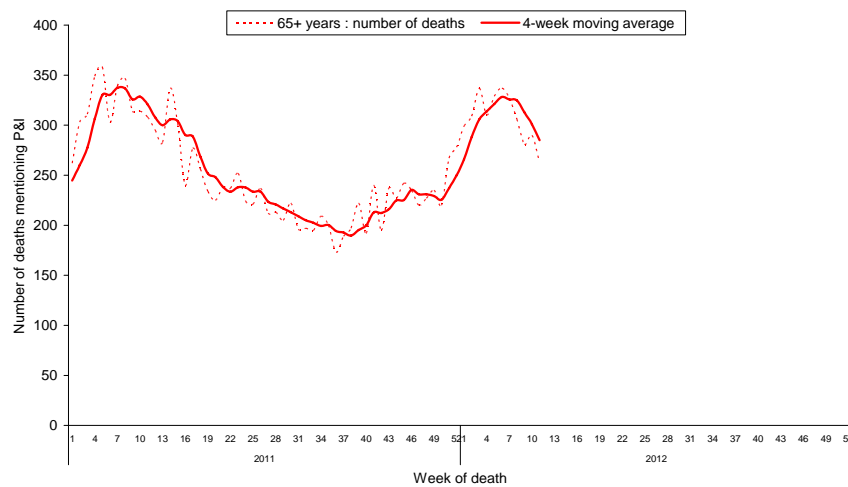
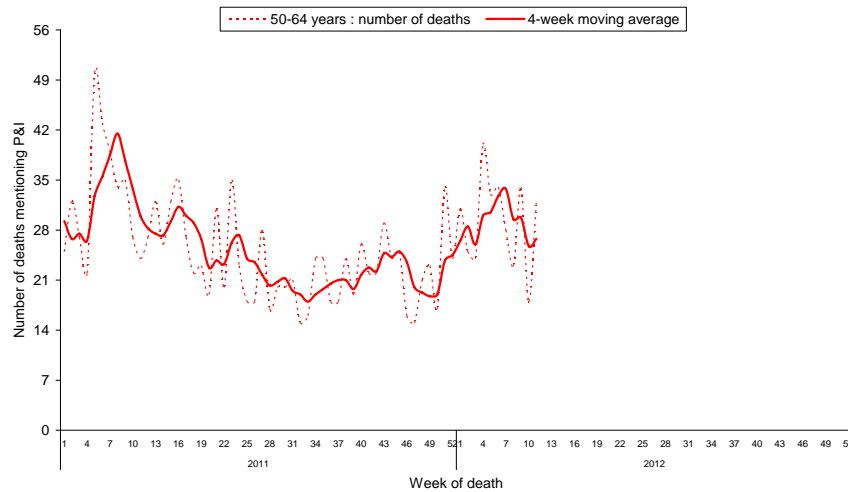
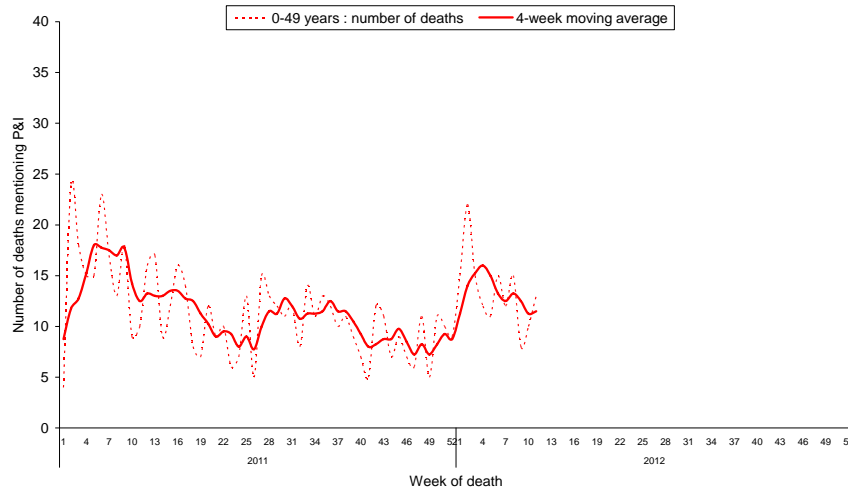
Pneumonia and influenza (P&I) mortality surveillance

During week 11, 2012, 308 deaths reported through the National Death Certificate System mentioned P&I as the cause of death. This number was below the number of previous week (318 deaths). The number of deaths related to P&I for age groups 0–49, 50–64, and greater than 65 years was the highest for adult greater than 65 years of age.

National pneumonia and influenza mortality Week ending 17/03/2012



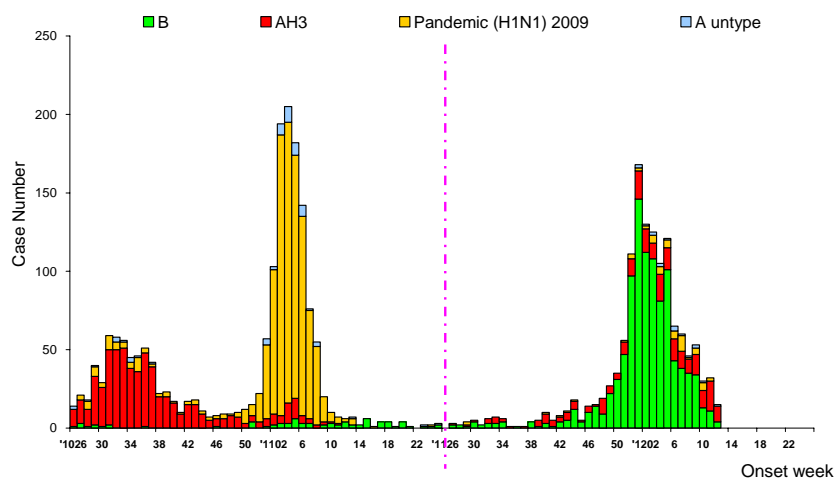
National pneumonia and influenza mortality by age group Week ending 17/03/2012



Reports of complicated influenza*

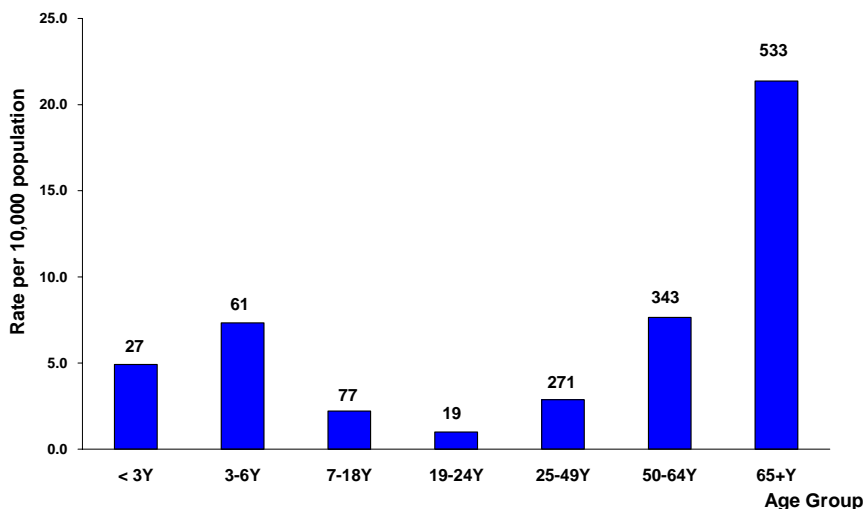
There were 24 new complicated influenza infections (including 15 seasonal influenza AH3 cases, 7 seasonal influenza B cases, 1 case from pandemic (H1N1) 2009 virus infection and 1 case due to un-typed influenza A virus infection) during week 12. Since July 1, 2011, 1331 complicated influenza infections have been confirmed, including 445 cases requiring intensive care. Since July 1, 2011, there have been 86 reports of death from complicated influenza infection; 67 from the seasonal influenza B strain, 16 from the seasonal H3N2 strain, 1 from pandemic (H1N1) 2009 virus and 2 from the un-typed influenza A virus, respectively.

Number of complicated influenza reports by week of onset 27/6/2010 to present



*Defined as influenza infection with pulmonary complication, neurologic complication, myocarditis, pericarditis, invasive bacterial infection requiring hospitalization, intensive care or resulting in deaths.

Rate of complicated influenza reports by age groups 1/7/2011 to present



*Numbers represent number of complicated influenza reports for that specific age stratum.



Outpatient and emergency room influenza-like illness surveillance

Nationwide during week 12, 1.46% of outpatient visits reported through the National Health Insurance Database were due to influenza-like illness (ILI), a 1.4% increase compared with the rate of previous week (1.44%).

The rate of emergency room visits for ILI is 12.25%, a 0.9% increase compared with the rate of previous week (12.14%).

Rate of outpatient and emergency room (ER) visits for influenza-like illness

27/6/2010 to present

