

台灣流感速訊

Taiwan Influenza Express

Taiwan Centers for Disease Control. | 2007~2008 Influenza Season | Week: 20 (2008/05/11-05/17)

Taiwan Influenza Surveillance :

1. The consultation rates for ILI (Influenza-Like Illness) reported by sentinel physicians for the week 20 in 2008 were lower than the mean of previous 3 weeks, with the percentage rates for the past 4 weeks being 2.91, 2.78, 2.98 and 2.84 respectively, as shown in Fig. 1. It was lower than the mean of previous 3 weeks by 1.7%, and which was lower than the same period in 2006-2007.
2. Comparing to the mean of previous 3 weeks, the consultation rate increased in Taipei, Southern and Kaoping regions, and decreased in rest of 3 regions of Taiwan.
3. The dominant respiratory virus identified by National Influenza Center and CDC Collaborating Labs in these 6 weeks was type B, as shown in Fig. 2. The other main respiratory viruses were Adenovirus and HSV.

Conclusion : The influenza surveillance for week 20 indicated that the epidemiological trends in Taiwan was lower than the mean of previous 3 weeks. Influenza A (H1) was the dominant viruses in this flu season.

Worldwide Influenza Surveillance :

1. **Asia : In Hong Kong**, the weekly consultation rate for ILI reported by general practitioners for the week 19 (2008/05/04-05/10) was 51.3%, which comparing to the previous week was lower, but higher than the same period of last year. Since 2008, influenza B was the dominant viruses. **In Japan**, the number of ILI cases reported by sentinel physicians was 0.63 for the week 17 (2008/04/21-04/27), which comparing with the previous week was lower, and lower than same period of last year. Influenza A (H1) was the dominant viruses in this flu season.
2. **U.S. /Canada : In USA**, during week 19 (2008/05/04-05/10), influenza activity continued to decrease in the United States. The proportion of outpatient visits for ILI and acute respiratory illness (ARI) were below national baseline levels. One state reported regional activity, two states reported local activity, 28 states and Puerto Rico reported sporadic influenza activity. **In Canada**, during week 19, the overall influenza activity continued to decline. The ILI consultation rate was lower than previous week (9 ILI per 1,000 patient visits), which is within the expected range for this week. The sentinel response rate was 49%. Of the influenza detections to date, 58% were influenza A and 42% were influenza B.
3. **Europe :** EISS indicated that seasonal influenza activity is now back to levels seen outside the winter period in all European countries. The majority of virus detections since the start of the season have been influenza A(H1N1) viruses. In most countries, influenza activity only reached moderate levels of intensity this winter.
4. **WHO Flu-net :** Global flu surveillance showed that in week 19 (accessed on May 22, 2008) there was Sporadic in Argentina, Norway, New Zealand and China; the rest areas were no activity or no report.

Conclusion : WHO Flu-net indicated that there were influenza activities in some countries.

Global Distribution of Influenza by WHO FLU-NET

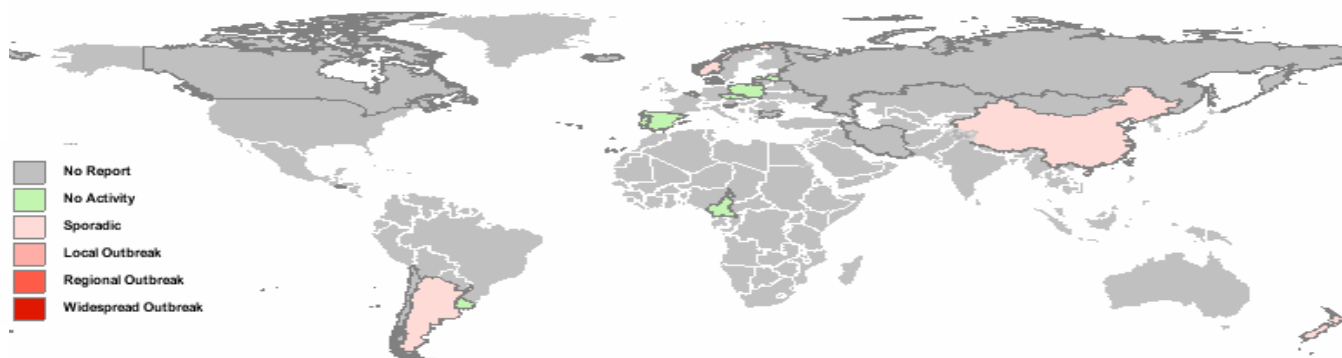


Fig.1 Percentage of Visits by ILI Cases as Reported by Sentinel Physicians

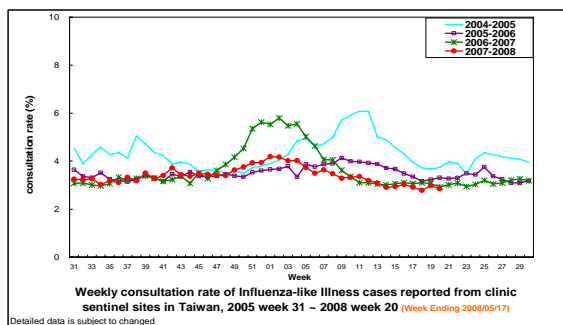
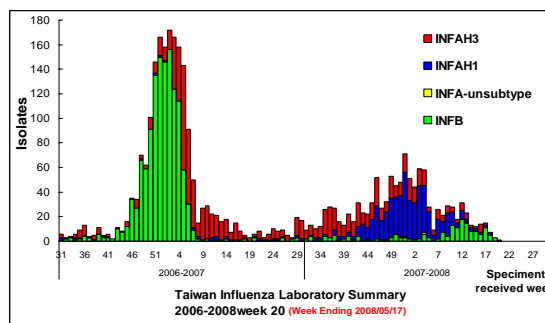


Fig2. Laboratory Summary



References :

Global epidemiological situation of influenza: WHO Flu-net, USA-CDC, CANADA-PHAC, EUROPE-EISS, JAPAN-IASR, HK DOH.
 Taiwan epidemiological situation of ILI: Taiwan CDC. For more info, surf <http://www.cdc.gov.tw>, <http://flu.cdc.gov.tw>
 The *Influenza Express* published weekly by Taiwan CDC informs you of the latest information on local and global influenza activities.