

台灣流感速訊

Taiwan Influenza Express

Taiwan Centers for Disease Control. | 2008~2009 Influenza Season | Week: 43 (10/19-10/25), 2008 |

Taiwan Influenza Surveillance :

1. The consultation rates for ILI (Influenza-Like Illness) reported by sentinel physicians for the week 43 in 2008 were higher than the mean of previous 3 weeks, with the percentage rates for the past 4 weeks being 2.57, 2.69, 2.76 and 2.93 respectively, as shown in Fig. 1. It was higher than the mean of previous 3 weeks by 9.4%, but which was lower than the same period in 2007-2008.
2. Comparing to the mean of previous 3 weeks, the consultation rate decreased in Southern region, and increased in rest of 5 regions of Taiwan.
3. The dominant respiratory virus identified by National Influenza Center and CDC Collaborating Labs in these 6 weeks was type B, as shown in Fig. 2.

Conclusion : The influenza surveillance for week 43 indicated that the epidemiological trends in Taiwan was higher than the mean of previous 3 weeks. Influenza B was the dominant viruses in this flu season.

Worldwide Influenza Surveillance :

1. **Asia :** In Hong Kong, the weekly consultation rate for ILI reported by general practitioners for the week 42 (10/12-10/18) was 33.5%, which comparing to the previous week was higher, but lower than the same period of last year. Since 2008, influenza A was the dominant viruses. In Japan, the number of ILI cases reported by sentinel physicians was 0.02 for the week 41 (10/6-10/12), which comparing with the previous week was higher, but lower than same period of last year. Influenza B was the dominant viruses in this flu season.
2. **U.S. /Canada :** In USA, during week 42 (10/12-10/18), a low level of influenza activity. The proportion of deaths attributed to pneumonia and influenza was below the epidemic threshold. The proportion of outpatient visits for ILI was below national and region-specific baseline levels. Eleven states, the District of Columbia and Puerto Rico reported sporadic influenza activity. The dominant strain in 2008-2009 was influenza A. In Canada, during week 42, low levels of influenza activity. The ILI consultation rate was lower than previous week (13 ILI consultations per 1,000 patient visits), which is within the expected range for this week. The sentinel response rate was 48%. Of the influenza detections to date, 40% were influenza A and 60% were influenza B. No new influenza outbreaks were reported in week 42.
3. **Europe :** EISS indicated that low levels of influenza activity in Europe. For the geographical spread indicator, sporadic influenza activity was reported in two countries (England and Ireland) and no activity in 21 countries.
4. **WHO Flu-net :** Global flu surveillance showed that in week 40 (accessed on Oct 31, 2008) there was Sporadic in Brazil, Sri Lanka, New Zealand, USA, Sweden and China; the rest areas were no activity or no report.

Conclusion : WHO Flu-net indicated that there were sporadic activities in some countries.

Global Distribution of Influenza by WHO FLU-NET

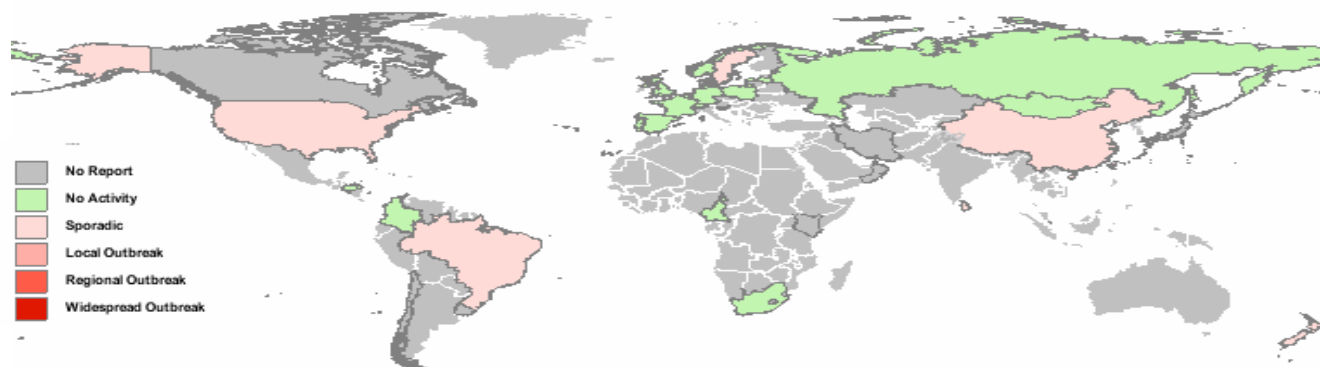


Fig.1 Percentage of Visits by ILI Cases as Reported by Sentinel Physicians

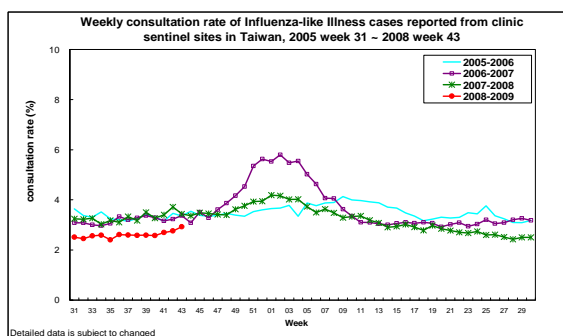
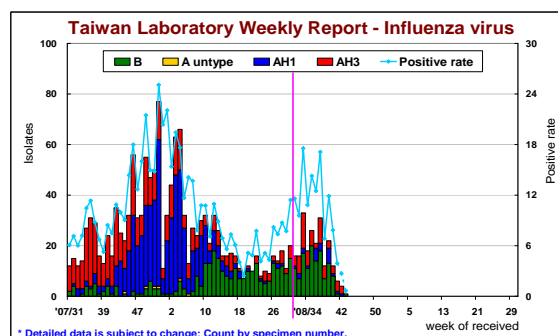


Fig2. Laboratory Summary



References :

Global epidemiological situation of influenza: WHO Flu-net, USA-CDC, CANADA-PHAC, EUROPE-EISS, JAPAN-IASR, HK DOH.
Taiwan epidemiological situation of ILI: Taiwan CDC. For more info, surf <http://www.cdc.gov.tw>, <http://flu.cdc.gov.tw>
The *Influenza Express* published weekly by Taiwan CDC informs you of the latest information on local and global influenza activities.