



Summary

During week 30 (July 25–31, 2010), influenza activity increased in Taiwan, and seasonal influenza virus type B is still predominant in community. However, seasonal influenza virus type AH3 is increasing remarkably in the past few weeks.

- Of the 577 specimens tested during week 28–30, 98 (17%) were positive for influenza viruses, 20 (4%) were positive for pandemic (H1N1) 2009 viruses, 36 (6%) were positive for influenza A (H3N2) virus and 42 (7%) were positive for seasonal influenza B viruses; 36% (95% confidence interval 23%–50%) of all subtyped influenza A viruses were pandemic (H1N1) 2009 viruses.
- Since July 1, 2009, there has been 1418 reports of complicated influenza virus infections, including 954 reports of complicated pandemic (H1N1) 2009 virus infections (46 deaths). There were 7 new complicated pandemic (H1N1) 2009 influenza cases, 22 new seasonal influenza virus type AH3 cases, and 8 new seasonal influenza virus untyped A cases during week 30.
- The number of deaths mentioning pneumonia and influenza during week 29 was 241, which was above the number for this time of last year (220 deaths).
- The rate of outpatient visits for influenza-like illness is 1.12% and has increased by 8% compared with the previous week (1.04%).
- The rate of emergency room visits for influenza-like illness is 11.44% and has decreased by 1% compared with the previous week (11.55%).

Virologic surveillance

During week 28–30, 36% (95% confidence interval 23%–50%) of all subtyped influenza A viruses being reported to Taiwan CDC through contracted laboratories during this period were pandemic (H1N1) 2009 viruses. The results of tests performed during the past 3 weeks are summarized in the table below.

	Data for weeks 28–30	Cumulative data since 6/1/2009
Number of specimens tested	577	17564
Number of positive specimens (%)	98(17)	4392(25)
Positive specimens by type/subtype (%)		
Influenza A	56(57)	3715(85)
A (pandemic [H1N1] 2009)	20(36)	3349(90)
A (H3)	36(64)	288(8)
A (H1)	0(0)	11(<1)
A (unable to subtype)	0(0)	67(2)
A (subtyping not performed)	0(0)	0(0)
Influenza B	42(43)	677(15)

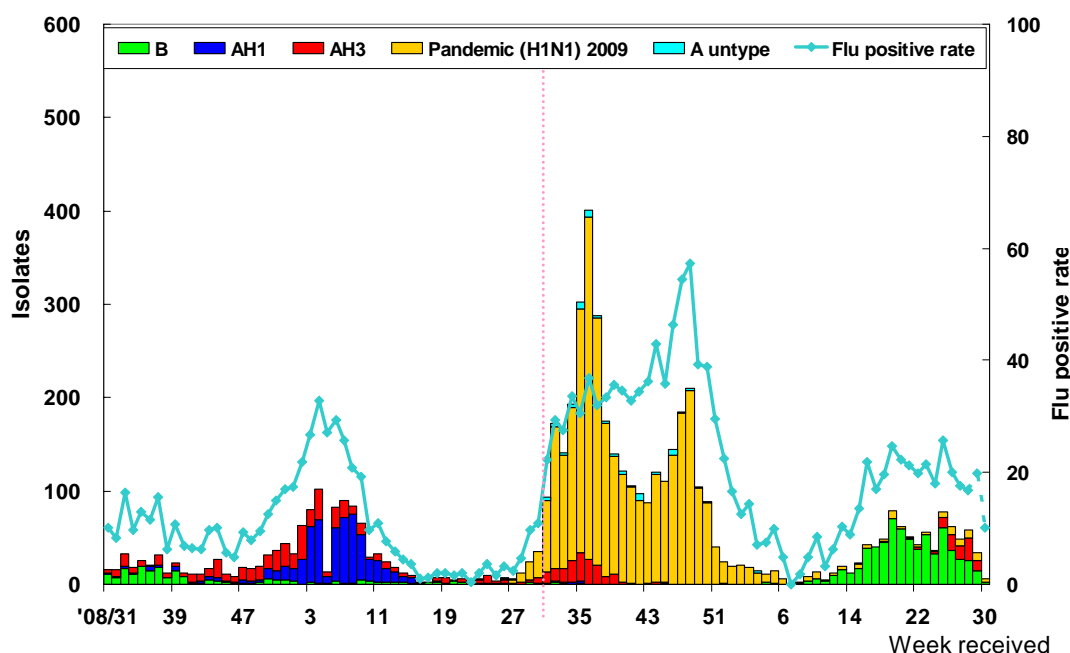
Antigenic characterization: Taiwan CDC has antigenically characterized 268 human influenza viruses [1 influenza A (H1), 23 influenza A (H3), 74 influenza B, 168 pandemic (H1N1) 2009] since



June 1, 2009.

None of the influenza seasonal A (H1) viruses tested was related to the influenza A (H1N1) component of the 2009–10 influenza vaccine (A/Brisbane/59/2007). Three (13%) of the influenza A (H3N2) viruses tested were related to the A (H3N2) vaccine component (A/Brisbane/10/2007). Sixty-four (86%) of the influenza B viruses tested belonged to the B/Victoria lineage and were related to the B component of the 2009–10 influenza vaccine (B/Brisbane/60/2008). All (100%) of the pandemic (H1N1) 2009 viruses tested were related to the A/California/07/2009 vaccine component.

Influenza positive tests reported to Taiwan CDC by contracted laboratories, 2008–2010



Antiviral resistance: Since June 1, 2009, 16 influenza A (H3N2) and 1,190 pandemic (H1N1) 2009 viruses have been tested for resistance to the neuraminidase inhibitors (oseltamivir and zanamivir) and adamantanes (amantadine and rimantadine). The results of antiviral resistance testing performed on these viruses are summarized in the table below.

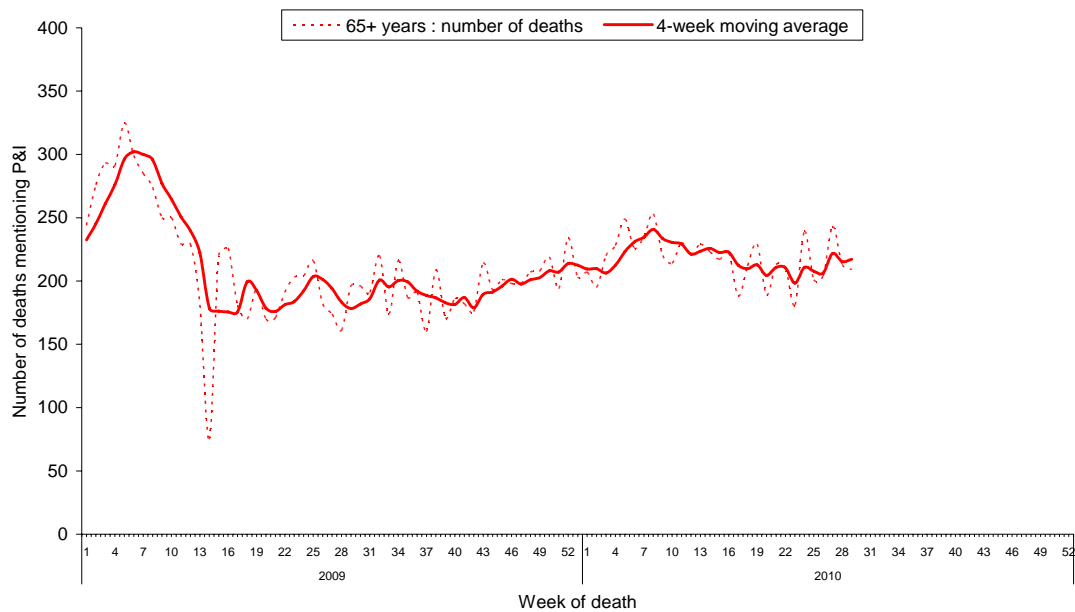
	Isolates tested (n)	Resistance Viruses, n (%)		Isolates tested (n)	Resistant Viruses, n (%)
		Oseltamivir	Zanamivir		Adamantanes
A (pandemic [H1N1] 2009)	1,190	8 (0.7) [*]	0 (0)	168	168 (100)
A (H3)	16	0 (0)	0 (0)	16	16 (100)

^{*}All patients had documented exposure to oseltamivir through treatment

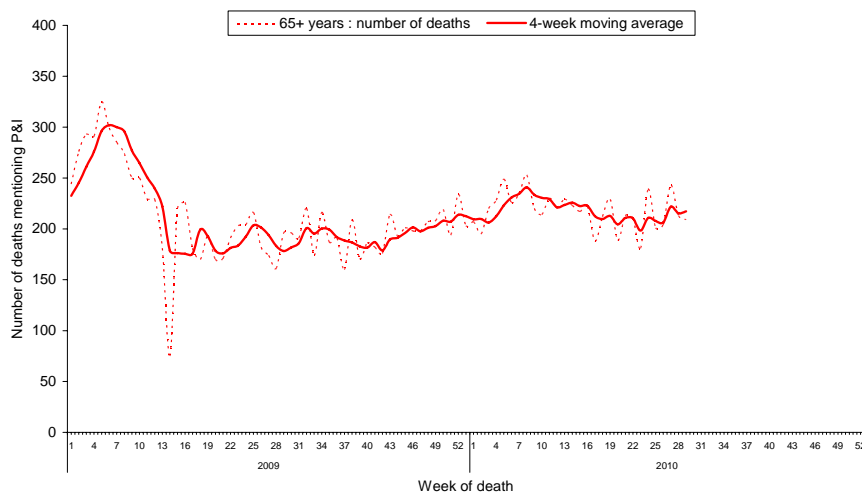
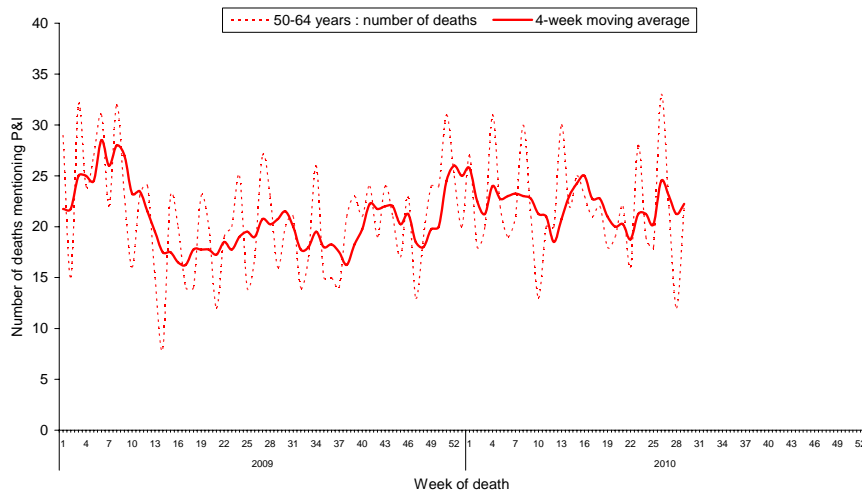
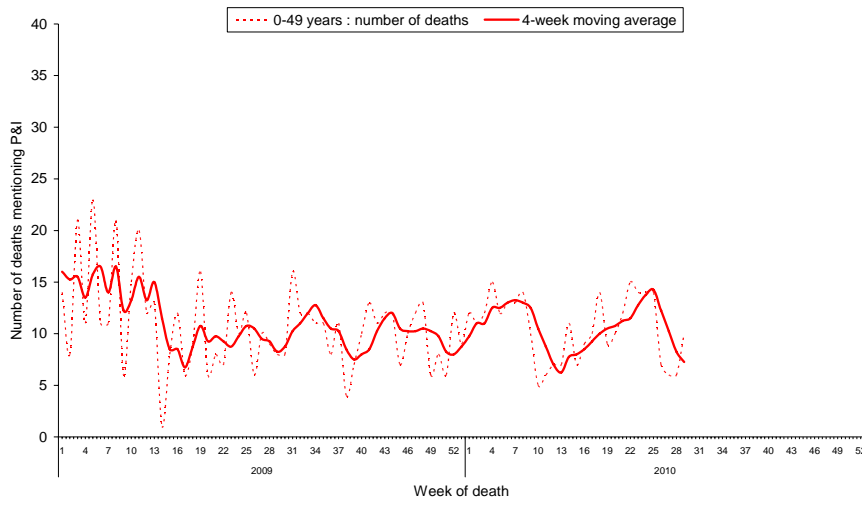
Pneumonia and influenza (P&I) mortality surveillance

During week 29, 241 deaths reported through the National Death Certificate System mentioned P&I as the cause of death, which was above the number for this time of last year (220 deaths). The number of deaths mentioning P&I for age groups 0–49, 50–64, and greater than 65 years was the highest for adult greater than 65 years of age.

National pneumonia and influenza mortality Week ending 7/24/2010



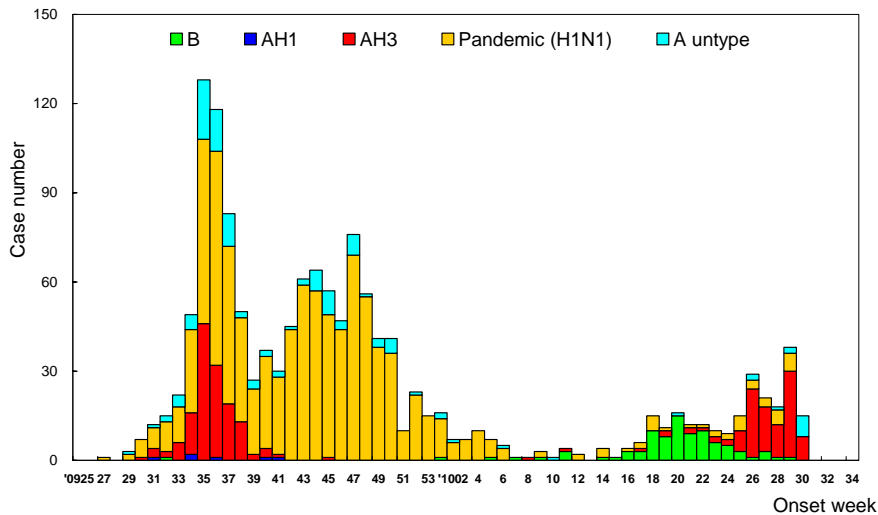
National pneumonia and influenza mortality by age group Week ending 7/24/2010



Reports of complicated influenza*

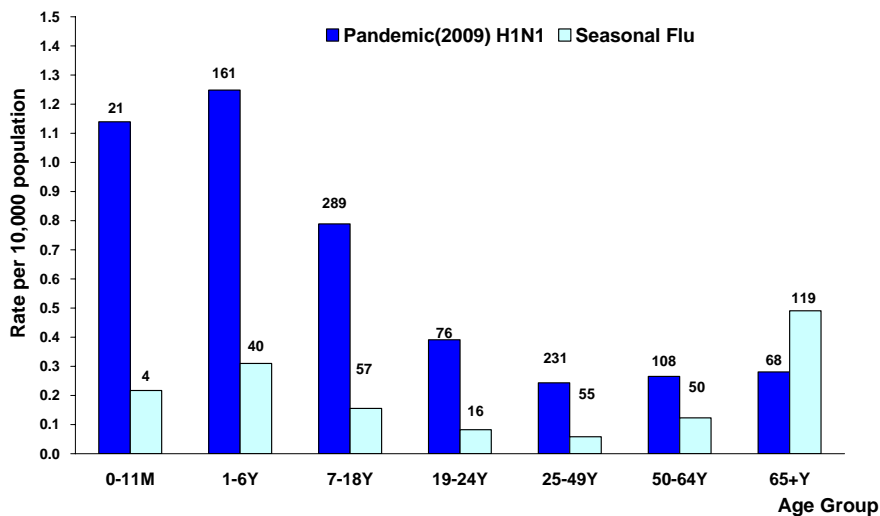
Since July 1, 2009, Taiwan CDC has received 1418 reports of complicated influenza virus infections, including 954 reports of complicated pandemic (H1N1) 2009 virus infections (46 deaths). There were 7 new complicated pandemic (H1N1) 2009 influenza cases, 22 new seasonal influenza virus type AH3 cases, and 8 new seasonal influenza virus untyped A cases during week 30.

Number of complicated influenza reports by week of onset 7/1/2009 to present



*Defined as pandemic (H1N1) 2009 influenza infection with pulmonary complication, neurologic complication, myocarditis, pericarditis, invasive bacterial infection, or those requiring intensive care or resulting deaths.

Rate of complicated influenza reports by age groups 7/1/2009 to present



*Numbers represent number of complicated influenza reports for that specific age stratum.



Outpatient and emergency room influenza-like illness surveillance

Nationwide during week 30, 1.12% of outpatient visits reported through the National Health Insurance Database were due to influenza-like illness (ILI). This rate has increased by 8% compared with the previous week (1.04%).

Nationwide during week 30, 11.44% of emergency room patient visits reported through the Real-time Outbreak and Disease Surveillance System (RODS) were due to ILI. This rate has decreased by 1% compared with the previous week (11.55%).

Rate of outpatient and emergency room (ER) visits for influenza-like illness 6/15/2008 to present

