



Summary

During week 49 (November 29–December 5, 2009), influenza activity decreased in Taiwan.

- Of the 586 specimens tested during week 47–49, 336 (57%) were positive for influenza viruses, and 302 (52%) were positive for pandemic (H1N1) 2009 viruses; 100% (95% confidence interval 98%–100%) of all subtyped influenza A viruses were pandemic (H1N1) 2009 viruses.
- Since July 1, 2009, there has been 763 reports of complicated pandemic (H1N1) 2009 virus infections (32 deaths). There were 54 new complicated pandemic (H1N1) 2009 influenza cases during week 49.
- The number of deaths mentioning pneumonia and influenza during week 48 was 221 and below the baseline level (225 deaths).
- The rate of outpatient visits for influenza-like illness is 2.27% and has decreased by 16% compared with the previous week (2.70%) .
- The rate of emergency room visits for influenza-like illness is 16.74% and has decreased by 12% compared with the previous week (18.94%) .

Virologic surveillance

During week 47–49, all (95% confidence interval 98%–100%) subtyped influenza A viruses being reported to Taiwan CDC through contracted laboratories during this period were pandemic (H1N1) 2009 viruses. The results of tests performed during the past 3 weeks are summarized in the table below.

	Data for weeks 47–49	Cumulative data since 6/1/2009
Number of specimens tested	586	10,742
Number of positive specimens (%)	336 (57)	3,125 (29)
Positive specimens by type/subtype (%)		
Influenza A	336 (100)	3,113 (100)
A (pandemic [H1N1] 2009)	302 (90)	2,762 (89)
A (H3)	0 (0)	196 (6)
A (H1)	1 (<1)	21 (<1)
A (unable to subtype)	33 (10)	134 (4)
A (subtyping not performed)	0 (0)	0 (0)
Influenza B	0 (0)	12 (<1)

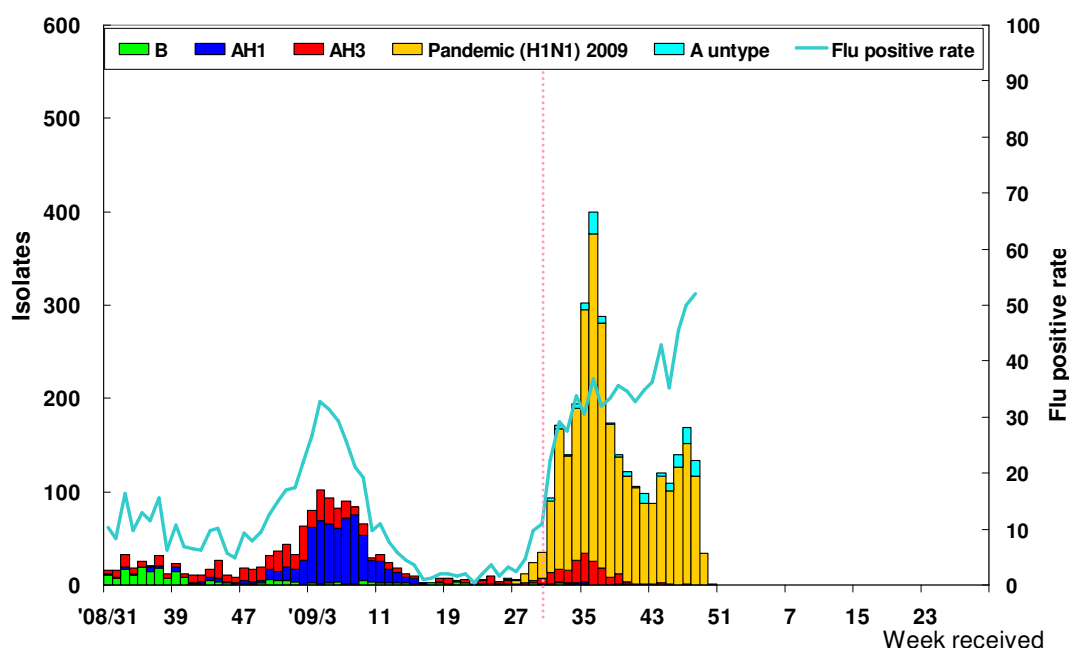
Antigenic characterization: Taiwan CDC has antigenically characterized 77 human influenza viruses [1 influenza A (H1), 23 influenza A (H3), 7 influenza B, 46 pandemic (H1N1) 2009] since June 1, 2009.

None of the influenza seasonal A (H1) viruses tested was related to the influenza A (H1N1) component of the 2009–10 influenza vaccine (A/Brisbane/59/2007). Three (13%) of the influenza A (H3N2) viruses tested were related to the A (H3N2) vaccine component (A/Brisbane/10/2007). Four (57%) of the influenza B viruses tested belonged to the B/Victoria lineage and were related to the B component



of the 2009–10 influenza vaccine (B/Brisbane/60/2008) . All (100%) of the pandemic (H1N1) 2009 viruses tested were related to the A/California/07/2009 vaccine component.

Influenza positive tests reported to Taiwan CDC by contracted laboratories, 2008–2009



Antiviral resistance: Since June 1, 2009, 16 influenza A (H3N2) and 703 pandemic (H1N1) 2009 viruses have been tested for resistance to the neuraminidase inhibitors (oseltamivir and zanamivir) and adamantanes (amantadine and rimantadine). The results of antiviral resistance testing performed on these viruses are summarized in the table below.

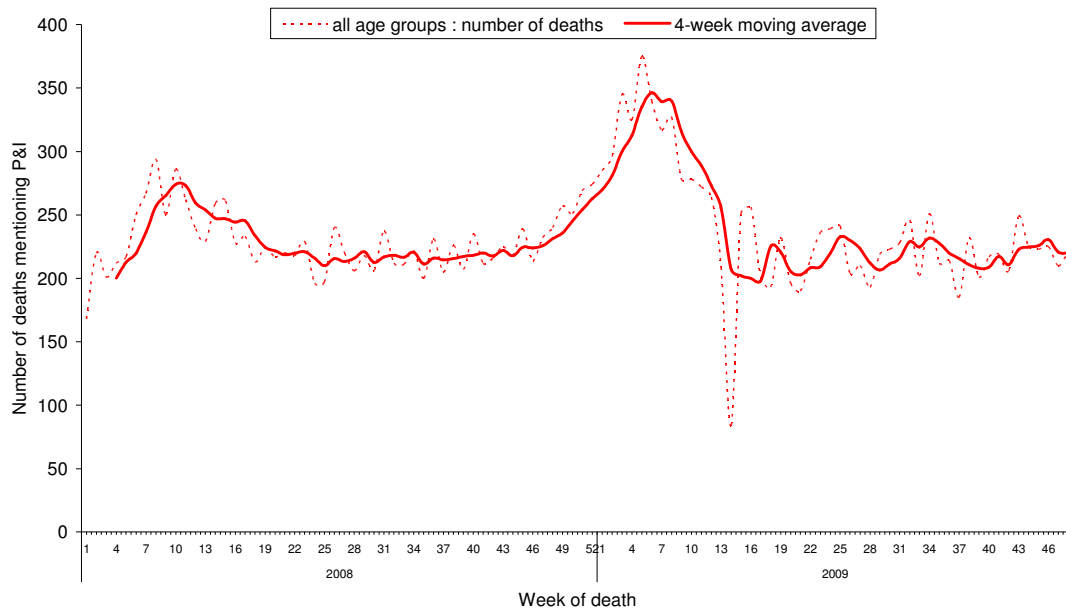
	Isolates tested (n)	Resistance Viruses, n (%)		Isolates tested (n)	Resistant Viruses, n (%)
		Oseltamivir	Zanamivir		Adamantanes
A (pandemic [H1N1] 2009)	703	6 (0.9) [*]	0 (0)	168	168 (100)
A (H3)	16	0 (0)	0 (0)	16	16 (100)

^{*}Both patients had documented exposure to oseltamivir through treatment

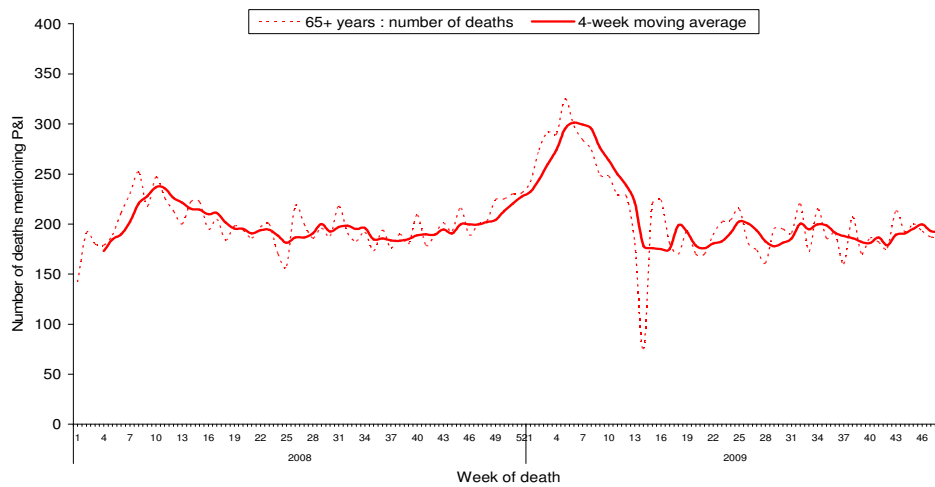
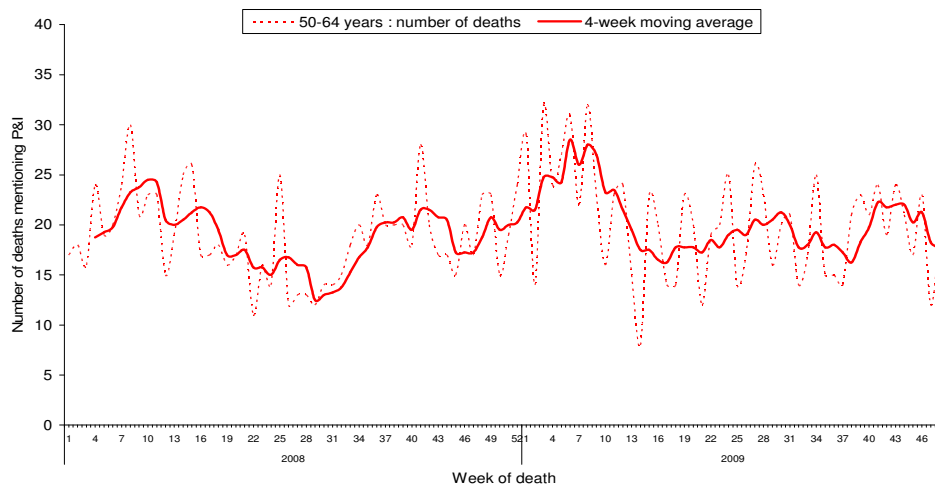
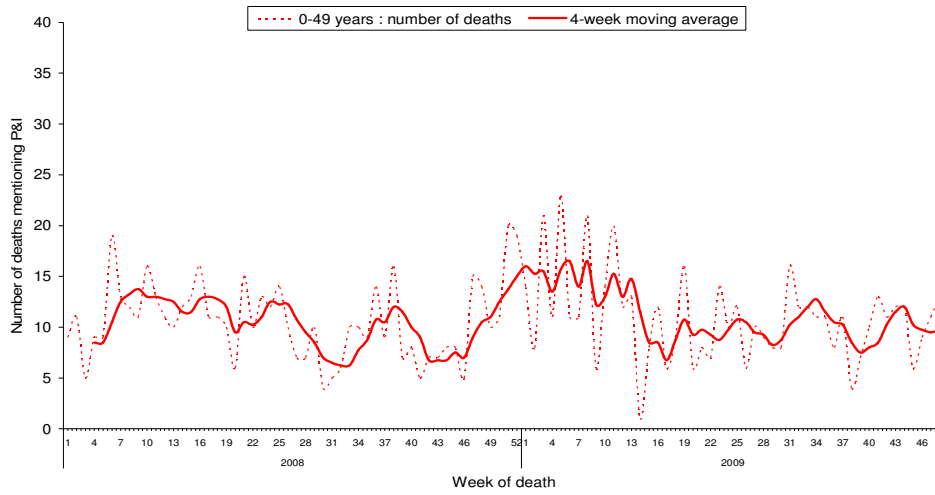
Pneumonia and influenza (P&I) mortality surveillance

During week 48, 221 deaths reported through the National Death Certificate System mentioned P&I as the cause of death, which was below the baseline number (225 deaths). The number of deaths mentioning P&I for age groups 0–49, 50–64, and greater than 65 years was the highest for adult greater than 65 years of age.

National pneumonia and influenza mortality Week ending 11/28/2009



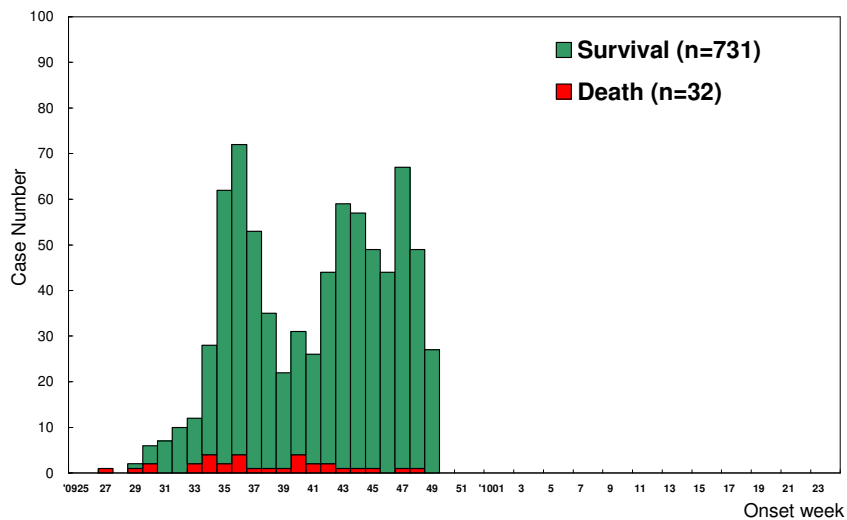
National pneumonia and influenza mortality by age group Week ending 11/28/2009



Reports of complicated influenza*

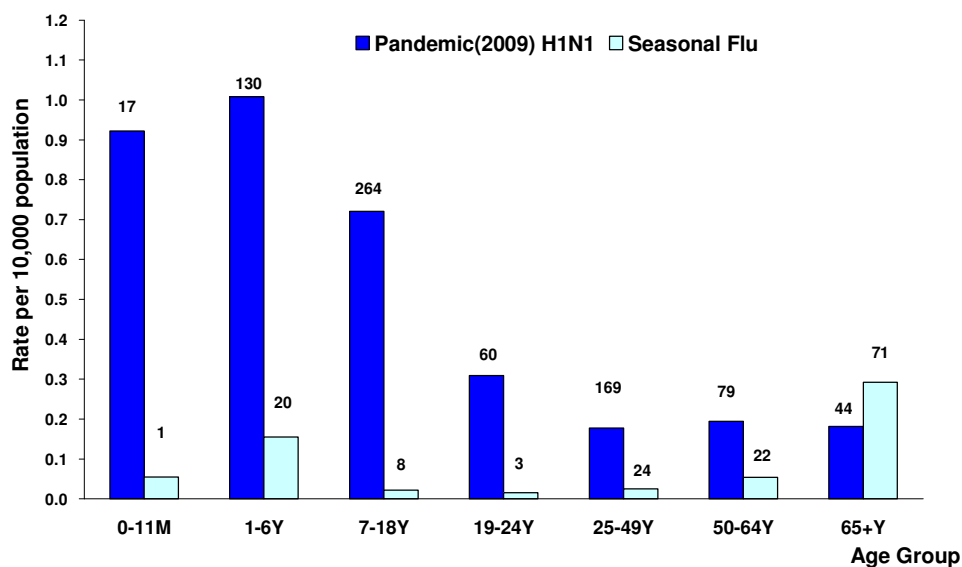
Since July 1, 2009, Taiwan CDC has received 763 reports of complicated pandemic (H1N1) 2009 virus infections (32 deaths). There were 54 new pandemic (H1N1) 2009 influenza cases during week 49.

Number of complicated pandemic H1N1 influenza reports by week of onset 7/1/2009 to present



*Defined as pandemic (H1N1) 2009 influenza infection with pulmonary complication, neurologic complication, myocarditis, pericarditis, invasive bacterial infection, or those requiring intensive care or resulting deaths.

Rate of complicated influenza reports by age groups 7/1/2009 to present



*Numbers represent number of complicated influenza reports for that specific age stratum.



Outpatient and emergency room influenza-like illness surveillance

Nationwide during week 49, 2.27% of outpatient visits reported through the National Health Insurance Database were due to influenza-like illness (ILI). This rate has decreased by 16% compared with the previous week (2.70%).

Nationwide during week 49, 16.74% of emergency room patient visits reported through the Real-time Outbreak and Disease Surveillance System (RODS) were due to ILI. This rate has decreased by 12% compared with the previous week (18.94%).

Rate of outpatient and emergency room (ER) visits for influenza-like illness

6/15/2008 to present

