



Summary : Week 46 (Nov. 10–Nov. 16, 2013)

Influenza activity was low in Taiwan during week 46. Seasonal influenza virus type A (H3N2) is predominant in the community.

- Of the 162 specimens tested during week 44, 2013, 7 (4.3%) were positive for influenza viruses, 5 (3.1%) were positive for influenza A (H3N2) virus, and 2 (1.2%) were positive for influenza A (H1N1) virus.
- During week 46, 2013, there were 8 new cases of complicated influenza, including 7 cases with influenza A (H3N2) virus infection and 1 case with influenza A (H1N1) virus infection. Since July 1, 2013, 165 cases of complicated influenza infection have been confirmed, including 129 cases from influenza A (H3N2) virus infection, 35 cases from influenza A (H1N1) virus infection, and 1 case from influenza B virus infection. 50 cases of complicated influenza infection received the intensive care. Since July 1, 2013, there have been 13 reports of death from complicated influenza infection; 10 cases from influenza A (H3N2) virus infection and 3 cases from influenza A (H1N1) virus infection respectively.
- During week 45, 2013, the number of deaths related to pneumonia and influenza was 266, which was below the number of the previous week (271 deaths).
- The proportion of outpatient visits for influenza-like illness was 1.02%, a 1.9% decrease compared with the proportion of previous week (1.04%).
- The proportion of emergency room visits for ILI was 8.61%, a 2.4% decrease compared with the proportion of previous week (8.82%).

Virologic surveillance

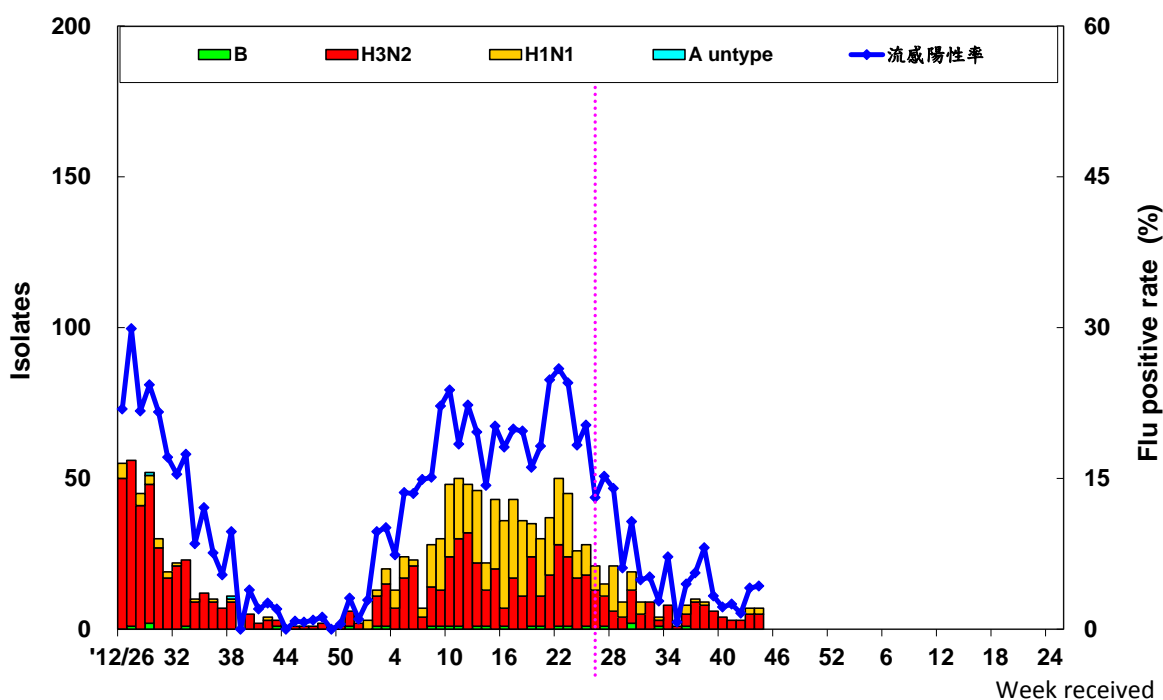
During week 44, 2013, the results of tests performed summarized in the table below.

	Data for week 44	Cumulative data since 7/1/2013
Number of specimens tested	162	2961
Number of positive specimens (%)	7(4.3)	173(5.8)
Positive specimens by type/subtype (%)		
Influenza A (% of all positive specimens)	7(100)	168(97)
A (H1N1) (% of all Influenza A)	2(29)	52(31)
A (H3N2)	5(71)	116(69)
A (unable to subtype)	0(0)	0(0)
A (subtyping not performed)	0(0)	0(0)
Influenza B	0(0)	5(3)



Antigenic characterization: Taiwan CDC has antigenically characterized 15 human influenza viruses [2 influenza A (H1N1) viruses, 13 influenza A (H3N2) viruses] since October 1, 2013. 100% (n=2) influenza A (H1N1) viruses tested were related to the A (H1N1) component of the 2013-14 influenza vaccine (A/California/7/2009(H1N1)pdm09). 92% (n=12) of the influenza A (H3N2) viruses tested were related to the A (H3N2) component of the 2013-14 influenza vaccine (A/Victoria/361/2011(H3N2)).

Influenza positive tests reported to Taiwan CDC by contracted laboratories, 2012–2014



Antiviral resistance: Since October 1, 2013, the antiviral resistance testing to the neuraminidase inhibitors (oseltamivir) of human Influenza viruses has not been completed yet.

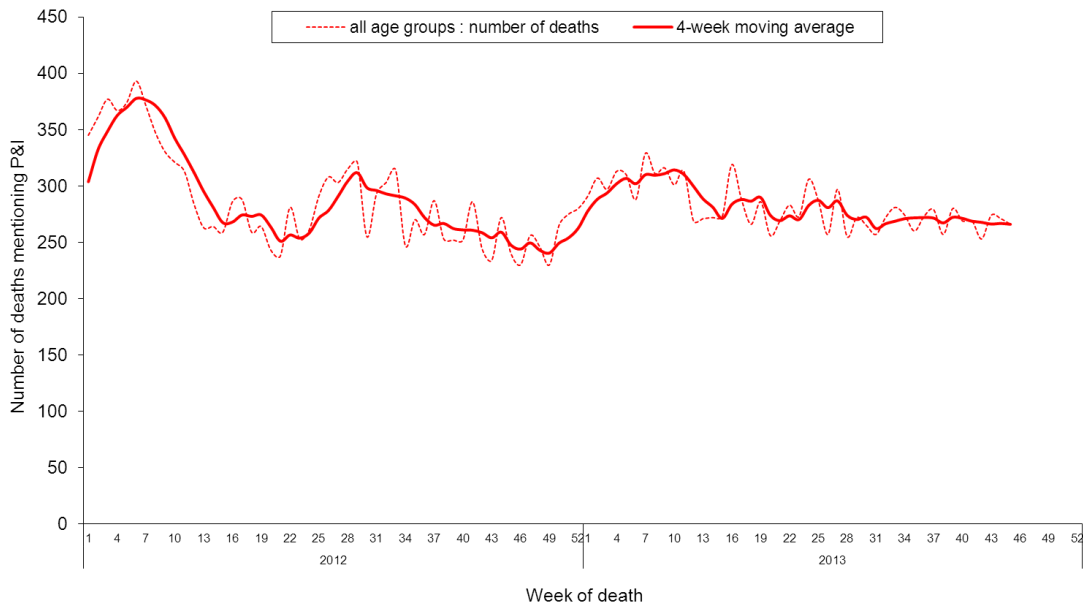
	Isolates tested (n)	Resistance Viruses, n (%)
		Oseltamivir
Influenza A (H1N1)	0	0
Influenza A (H3N2)	0	0
Influenza B	0	0



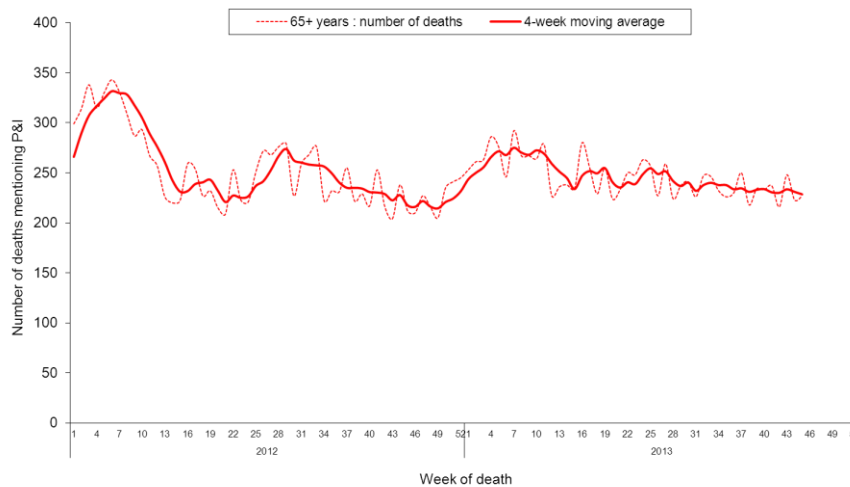
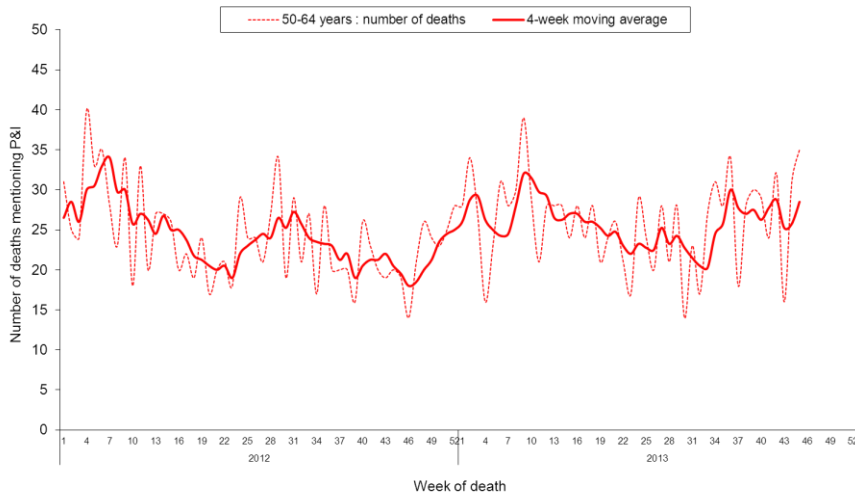
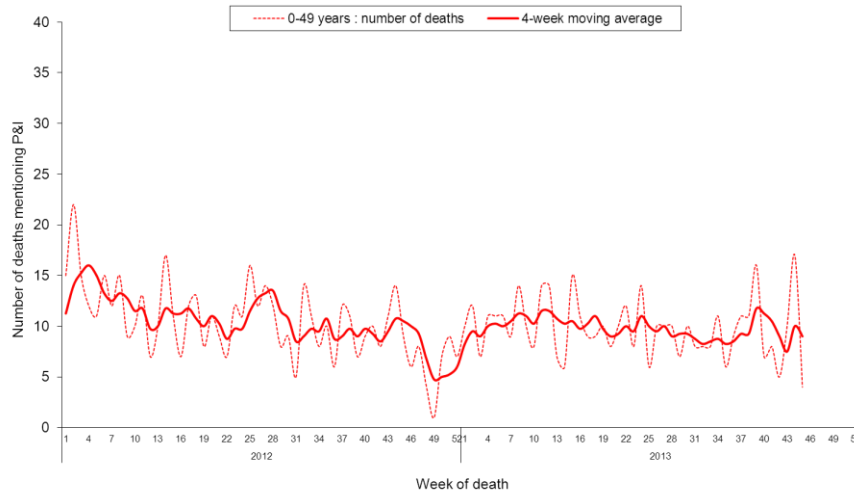
Pneumonia and influenza (P&I) mortality surveillance

During week 45, 2013, 266 deaths reported through the National Death Certificate System mentioned P&I as the cause of death. This number was below the number of previous week (271 deaths). The number of deaths related to P&I for adults of 65 or greater is the highest among the three age groups (0–49, 50–64, and 65+).

National pneumonia and influenza mortality Week ending at November 9, 2013



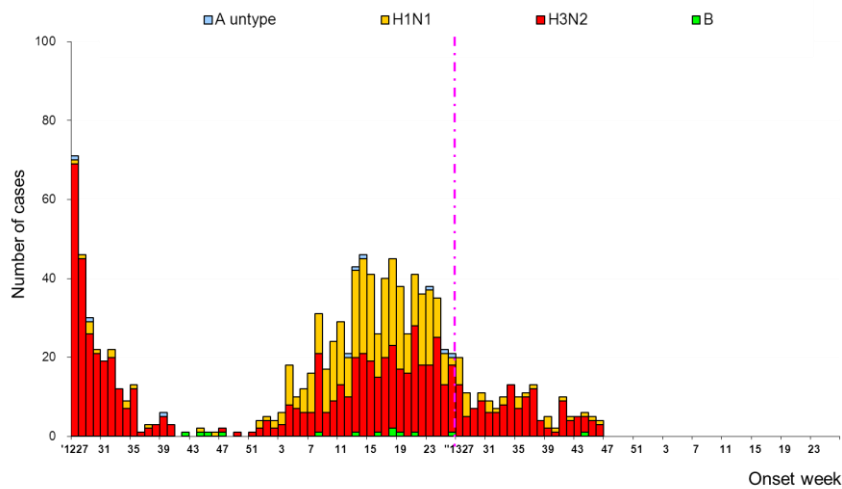
National pneumonia and influenza mortality by age group Week ending at November 9, 2013



Reports of complicated influenza*

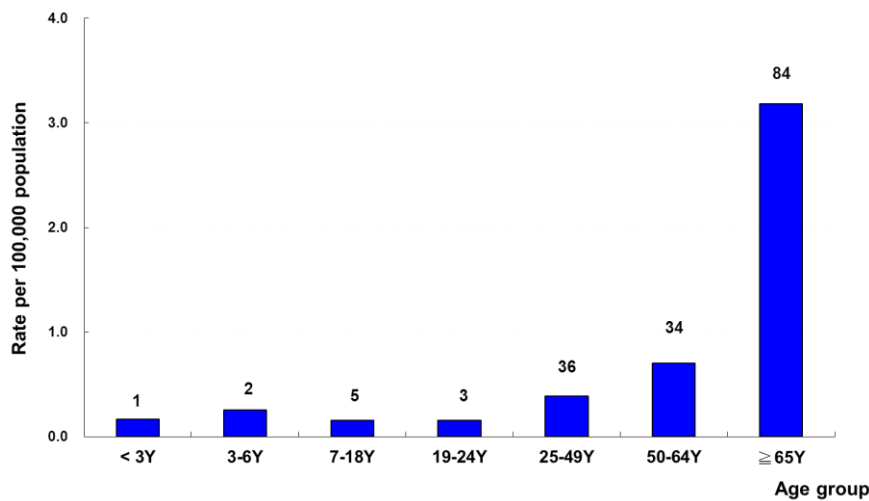
During week 46, 2013, there were 8 new cases of complicated influenza, including 7 cases with influenza A (H3N2) virus infection and 1 case with influenza A (H1N1) virus infection. Since July 1, 2013, 165 cases of complicated influenza infection have been confirmed, including 129 cases from influenza A (H3N2) virus infection, 35 cases from influenza A (H1N1) virus infection, and 1 case from influenza B virus infection. 50 cases of complicated influenza infection received the intensive care. Since July 1, 2013, there have been 13 reports of death from complicated influenza infection; 10 cases from influenza A (H3N2) virus infection and 3 cases from influenza A (H1N1) virus infection respectively.

Number of complicated influenza reports by week of onset July 1, 2012 to present



*Defined as influenza infection with pulmonary complication, neurologic complication, myocarditis, pericarditis, invasive bacterial infection requiring hospitalization, intensive care or resulting in deaths.

Rate of complicated influenza reports by age groups July 1, 2013 to present



*Numbers represent number of complicated influenza reports for that specific age stratum.



Outpatient and emergency room influenza-like illness surveillance

Nationwide during week 46, 2013, 1.02% of outpatient visits reported through the National Health Insurance Database were due to influenza-like illness (ILI), a 1.9% decrease compared with the proportion of previous week (1.04%).

The proportion of emergency room visits for ILI was 8.61%, a 2.4% decrease compared with the proportion of previous week (8.82%).

Proportions of outpatient and emergency room (ER) visits for influenza-like illness (July 1, 2012 to present)

