

台灣流感速訊

Taiwan Influenza Express

Taiwan Centers for Disease Control. | 2008~2009 Influenza Season | Week: 48 (11/23-11/29), 2008 |

Taiwan Influenza Surveillance :

1. The consultation rates for ILI (Influenza-Like Illness) reported by sentinel physicians for the week 48 in 2008 were higher than the mean of previous 3 weeks, with the percentage rates for the past 4 weeks being 2.82, 3.05, 2.95 and 3.07 respectively, as shown in Fig. 1. It was higher than the mean of previous 3 weeks by 4.3 %, which was lower than the same period in 2007-2008.
2. Comparing to the mean of previous 3 weeks, the consultation rate decreased in Kaoping and Eastern regions and increased in rest of 4 regions of Taiwan.
3. The dominant respiratory virus identified by National Influenza Center and CDC Collaborating Labs in these 6 weeks was type AH3, as shown in Fig. 2.

Conclusion : The influenza surveillance for week 48 indicated that the epidemiological trends in Taiwan was higher than the mean of previous 3 weeks. Influenza B was the dominant viruses in this flu season (In last 6 weeks: AH3).

Worldwide Influenza Surveillance :

1. **Asia:** In Hong Kong, the weekly consultation rate for ILI reported by general practitioners for the week 47 (11/16-11/22) was 32.1%, which comparing to the previous week was lower, and lower than the same period of last year. Since 2008, influenza A was the dominant viruses. In Japan, the number of ILI cases reported by sentinel physicians was 0.31 for the week 46 (11/10-11/16), which comparing with the previous week was higher, but lower than same period of last year. Influenza A was the dominant viruses in this flu season.
2. **U.S. /Canada :** In USA, during week 47(11/16-11/22), a low level of influenza activity. The proportion of deaths attributed to pneumonia and influenza was below the epidemic threshold. The proportion of outpatient visits for ILI was below national and region-specific baseline levels. One state reported local influenza activity; the District of Columbia and 19 states reported sporadic influenza activity. The dominant strain in 2008-2009 was influenza A. In Canada, during week 47, low levels of influenza activity. The ILI consultation rate was higher than previous week (17 ILI consultations per 1,000 patient visits), which is within the expected range for this week. The sentinel response rate was 60%. Of the influenza detections to date, 70% were influenza A and 30% were influenza B. No new influenza outbreaks were reported in week 47.
3. **Europe :** EISS indicated that low levels of influenza activity in Europe. In week 47(11/17-11/23) for the geographical spread indicator, sporadic influenza activity was reported in Belgium, Denmark, England, Ireland, Northern Ireland, Norway, Spain, Sweden and Switzerland and no activity in the remaining 18 countries.
4. **WHO Flu-net :** Global flu surveillance showed that in week 45 (accessed on Dec 05, 2008) there was Sporadic in Belarus, Brazil, Bulgaria, Argentina, Sri Lanka, Egypt, Cameroon, Madagascar, Mongolia, Norway, Mexico, China, Portugal, USA, Switzerland and Tunisia ; the rest areas were no activity or no report.

Conclusion : WHO Flu-net indicated that there were sporadic activities in some countries.

Global Distribution of Influenza by WHO FLU-NET

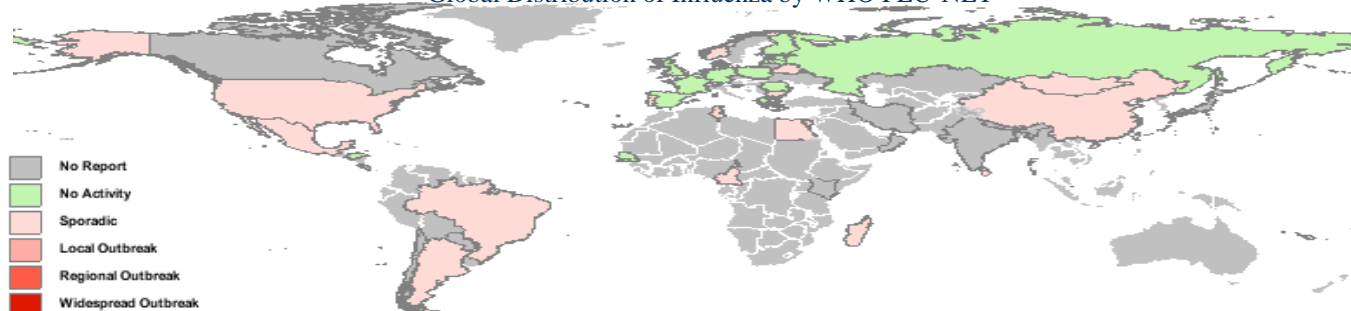


Fig.1 Percentage of Visits by ILI Cases as Reported by Sentinel Physicians

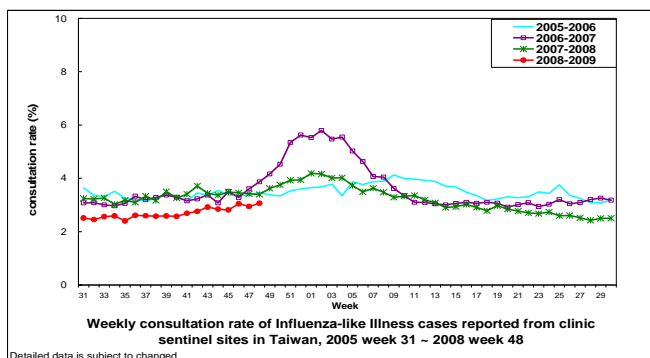
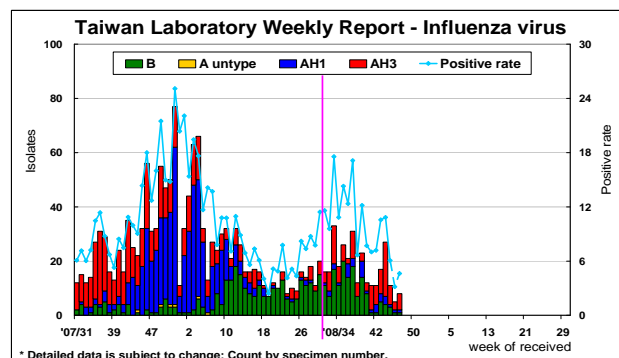


Fig2. Laboratory Summary



References :

Global epidemiological situation of influenza: WHO Flu-net, USA-CDC, CANADA-PHAC, EUROPE-EISS, JAPAN-IASR, HK DOH.
Taiwan epidemiological situation of ILI: Taiwan CDC. For more info, surf <http://www.cdc.gov.tw>, <http://flu.cdc.gov.tw>
The *Influenza Express* published weekly by Taiwan CDC informs you of the latest information on local and global influenza activities.