



Summary : Week 24 (Jun. 10– Jun. 16, 2012)

Influenza activity in Taiwan peaked at week 2. Seasonal influenza virus type AH3 is predominant in the community.

- Of the 187 specimens tested during week 22, 2012, 25 (13%) were positive for influenza viruses, 25 (13%) were positive for influenza AH3 virus.
- There were 38 new complicated influenza infections during week 24. Since July 1, 2011, 1588 complicated influenza infections have been confirmed, including 1033 cases from influenza B virus infection, 443 cases from influenza AH3 (H3N2) virus infection, 80 cases from pandemic (H1N1) 2009 virus infection and 32 cases due to un-typed influenza A virus infection. 533 cases of complicated influenza infections received the intensive care. Since July 1, 2011, there have been 136 reports of death from complicated influenza infection; 102 from the seasonal influenza B strain, 26 from the seasonal H3N2 strain, 6 from pandemic (H1N1) 2009 virus infection and 2 from the un-typed influenza A virus, respectively.
- The number of deaths related to pneumonia and influenza during week 23 was 247, which was below the number of the previous week (272 deaths).
- The rate of outpatient visits for influenza-like illness is 1.11%, which was comparable with the rate of previous week (1.11%).
- The rate of emergency room visits for ILI is 9.9%, a 1.3% decrease compared with the rate of previous week (10.03%).

Virologic surveillance

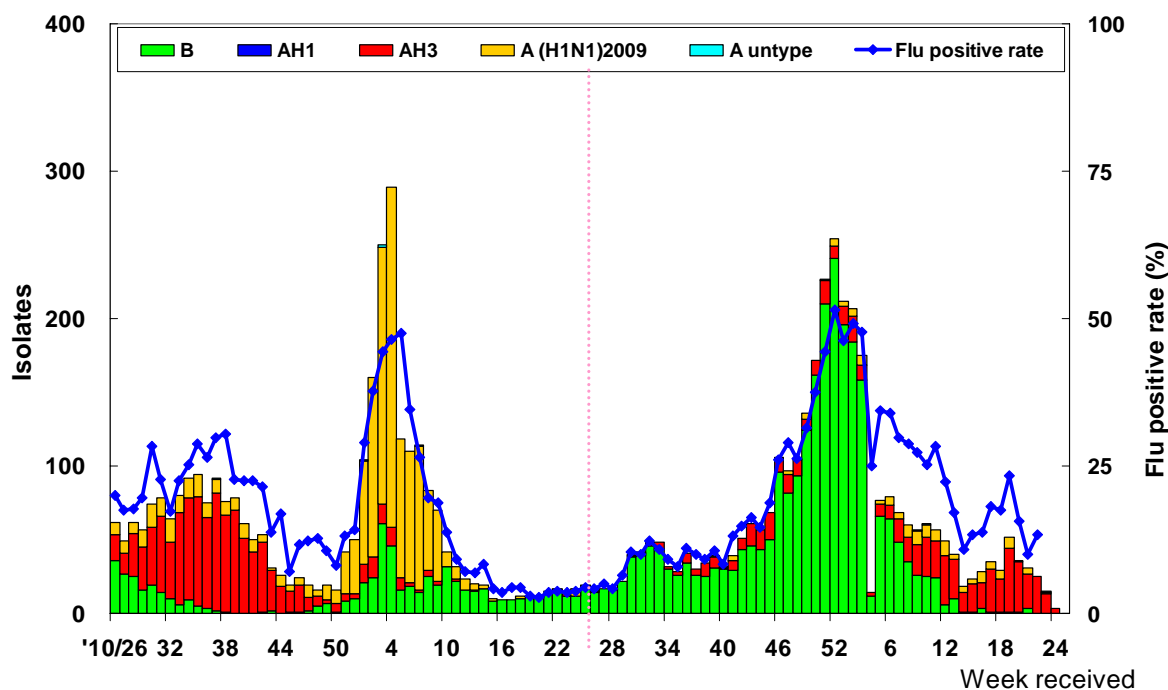
The results of tests performed during week 22 are summarized in the table below.

	Data for week 22	Cumulative data since 7/1/2011
Number of specimens tested	187	15616
Number of positive specimens (%)	25(13)	3310(21)
Positive specimens by type/subtype (%)		
Influenza A (% of all positive specimens)	25(100)	788(24)
A (pandemic [H1N1] 2009) (% of all Influenza A)	0(0)	136(17)
A (H3)	25(100)	648(82)
A (H1)	0(0)	0(0)
A (unable to subtype)	0(0)	4(1)
A (subtyping not performed)	0(0)	0(0)
Influenza B	0(0)	2522(76)



Antigenic characterization: Taiwan CDC has antigenically characterized 417 human influenza viruses [7 pandemic (H1N1) 2009, 73 influenza A (H3), 337 influenza B] since July 1, 2011. 90.4% (n=66) of the influenza A (H3N2) viruses tested were related to the A (H3N2) vaccine component (A/Perth/16/2009). 13.9% (n=47) of the influenza B viruses tested belonged to the B/Victoria lineage and were related to the B component of the 2011-12 influenza vaccine (B/Brisbane/60/2008).

Influenza positive tests reported to Taiwan CDC by contracted laboratories, 2010–2012



Antiviral resistance: Since July 1, 2011, 49 pandemic (H1N1) 2009, 179 influenza A (H3N2) and 302 influenza B viruses have been tested for resistance to the neuraminidase inhibitors (oseltamivir). The results of antiviral resistance testing performed on these viruses are summarized in the table below.

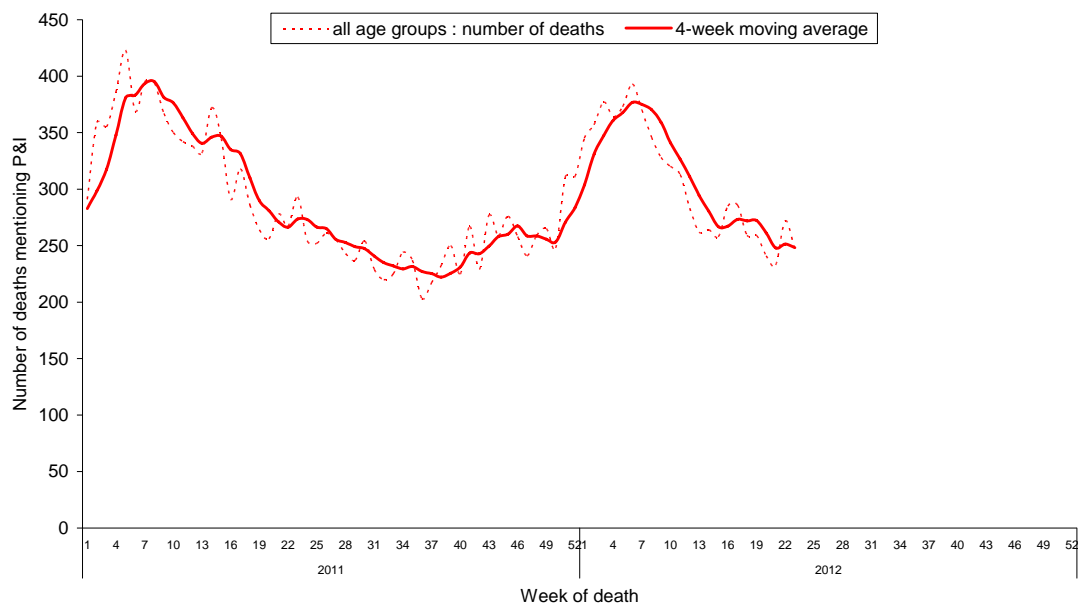
	Isolates tested (n)	Resistance Viruses, n (%)
		Oseltamivir
A (pandemic [H1N1] 2009)	49	0 (0)
A (H3)	179	0 (0)
B	302	0 (0)



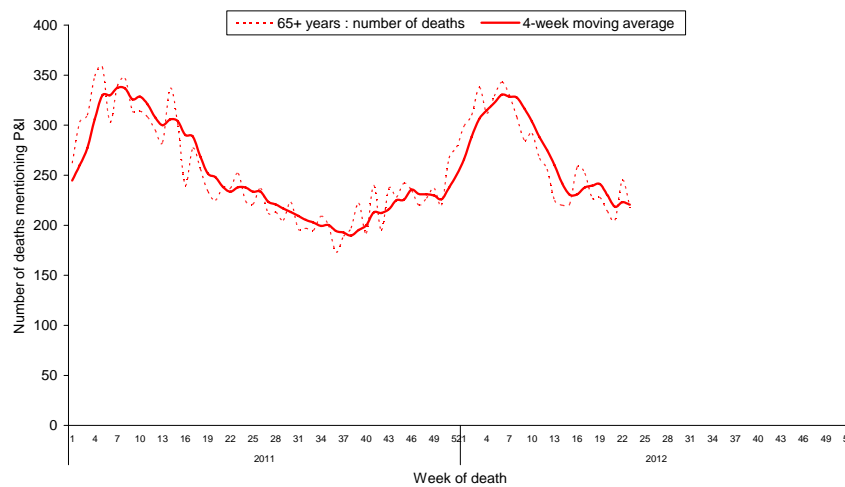
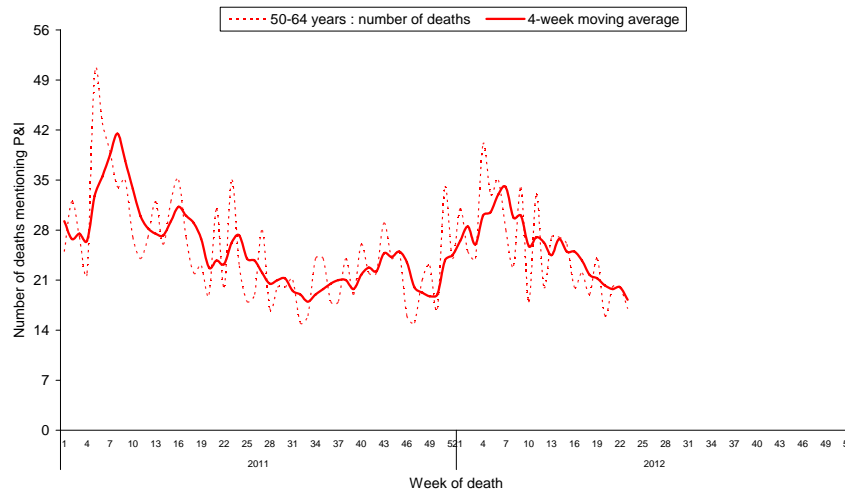
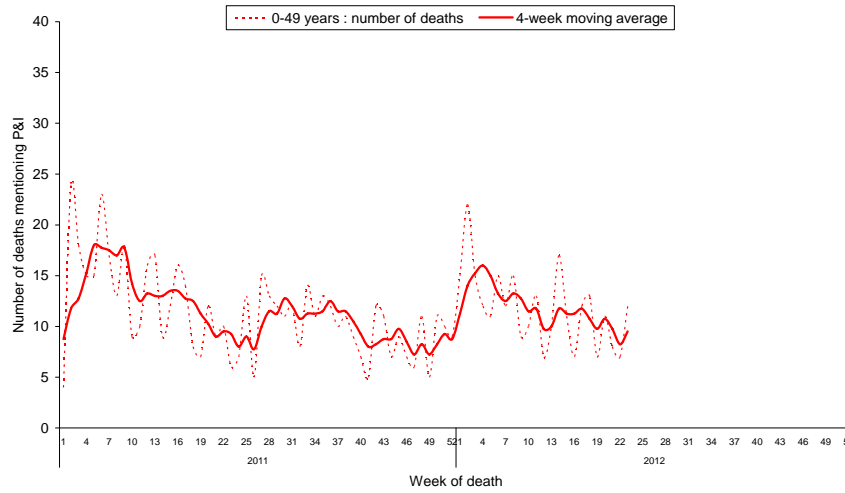
Pneumonia and influenza (P&I) mortality surveillance

During week 23, 2012, 247 deaths reported through the National Death Certificate System mentioned P&I as the cause of death. This number was above the number of previous week (272 deaths). The number of deaths related to P&I for adults of 65 or greater is the highest among the three age groups (0–49, 50–64, and 65⁺).

National pneumonia and influenza mortality Week ending 6/9/2012



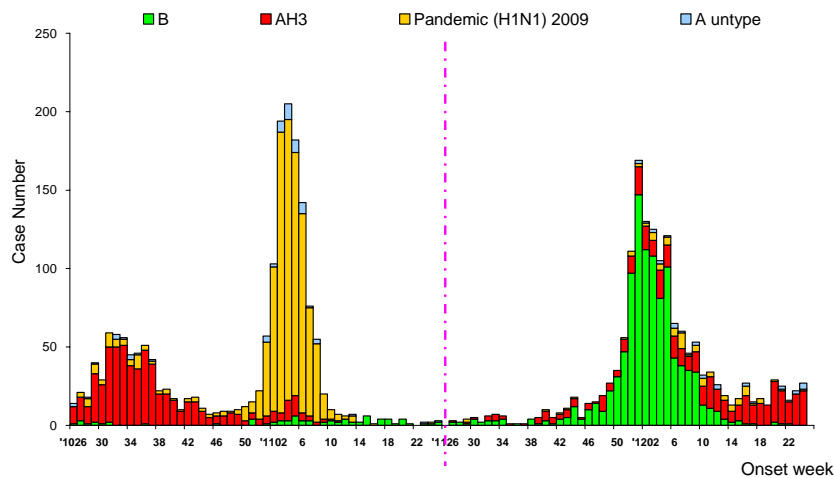
National pneumonia and influenza mortality by age group Week ending 6/9/2012



Reports of complicated influenza*

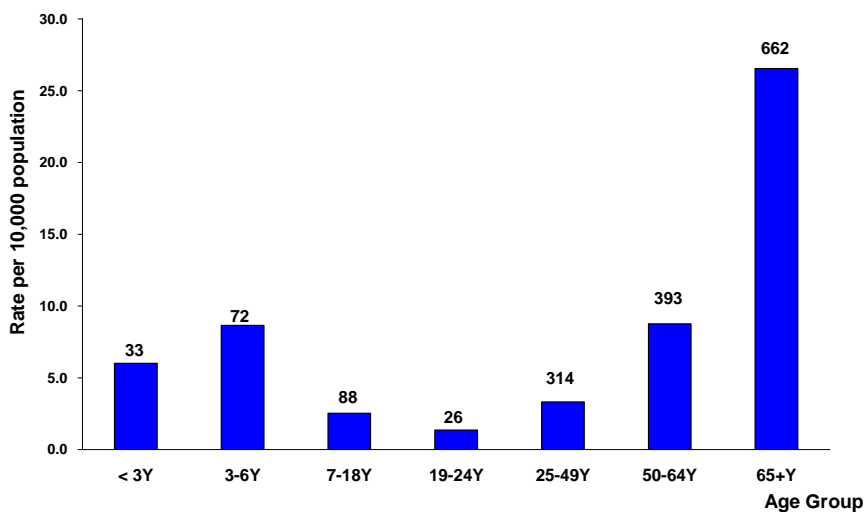
There were 38 new complicated influenza infections (including 33 seasonal influenza AH3 cases, 1 case from pandemic (H1N1) 2009 virus infection and 3 cases due to un-typed influenza A virus infection) during week 24 Since July 1, 2011, 1588 complicated influenza infections have been confirmed, including 533 cases requiring intensive care. Since July 1, 2011, there have been 136 reports of death from complicated influenza infection; 102 from the seasonal influenza B strain, 26 from the seasonal H3N2 strain, 6 from pandemic (H1N1) 2009 virus and 2 from the un-typed influenza A virus, respectively.

Number of complicated influenza reports by week of onset 27/6/2010 to present



*Defined as influenza infection with pulmonary complication, neurologic complication, myocarditis, pericarditis, invasive bacterial infection requiring hospitalization, intensive care or resulting in deaths.

Rate of complicated influenza reports by age groups 1/7/2011 to present



*Numbers represent number of complicated influenza reports for that specific age stratum.



Outpatient and emergency room influenza-like illness surveillance

Nationwide during week 24, 1.11% of outpatient visits reported through the National Health Insurance Database were due to influenza-like illness (ILI), which was comparable with the rate of previous week (1.1%).

The rate of emergency room visits for ILI is 9.9%, a 1.3% decrease compared with the rate of previous week (10.03%).

Rate of outpatient and emergency room (ER) visits for influenza-like illness

27/6/2010 to present

