



Summary : Week 45 (Nov. 4– Nov. 10, 2012)

Influenza activity was low in Taiwan during week 45. The influenza strains which have been tested match the 2012–13 influenza vaccine components.

- Of the 138 specimens tested during week 43, 2012, 3 (2.2%) were positive for influenza viruses, 2 (1.5%) were positive for influenza AH3 virus, 1 (0.7%) was positive for influenza B virus.
- There was a new case of complicated influenza with pandemic (H1N1) 2009 virus infection during week 45. Since July 1, 2012, 263 cases of complicated influenza infection have been confirmed, including 245 cases from influenza AH3 (H3N2) virus infection, 13 cases from pandemic (H1N1) 2009 virus infection, 3 cases due to un-typed influenza A virus infection, and 2 cases from influenza B virus infection. 74 cases of complicated influenza infection received the intensive care. Since July 1, 2012, there have been 25 reports of death from complicated influenza infection; 24 cases from the seasonal AH3 (H3N2) strain infection and 1 case from pandemic (H1N1) 2009 virus infection, respectively.
- The number of deaths related to pneumonia and influenza during week 44 was 262, which was above the number of the previous week (228 deaths).
- The rate of outpatient visits for influenza-like illness is 1.05%, a 2.9% increase compared with the rate of previous week (1.02%).
- The rate of emergency room visits for ILI is 8.08%, a 6.7% increase compared with the rate of previous week (7.57%).

Virologic surveillance

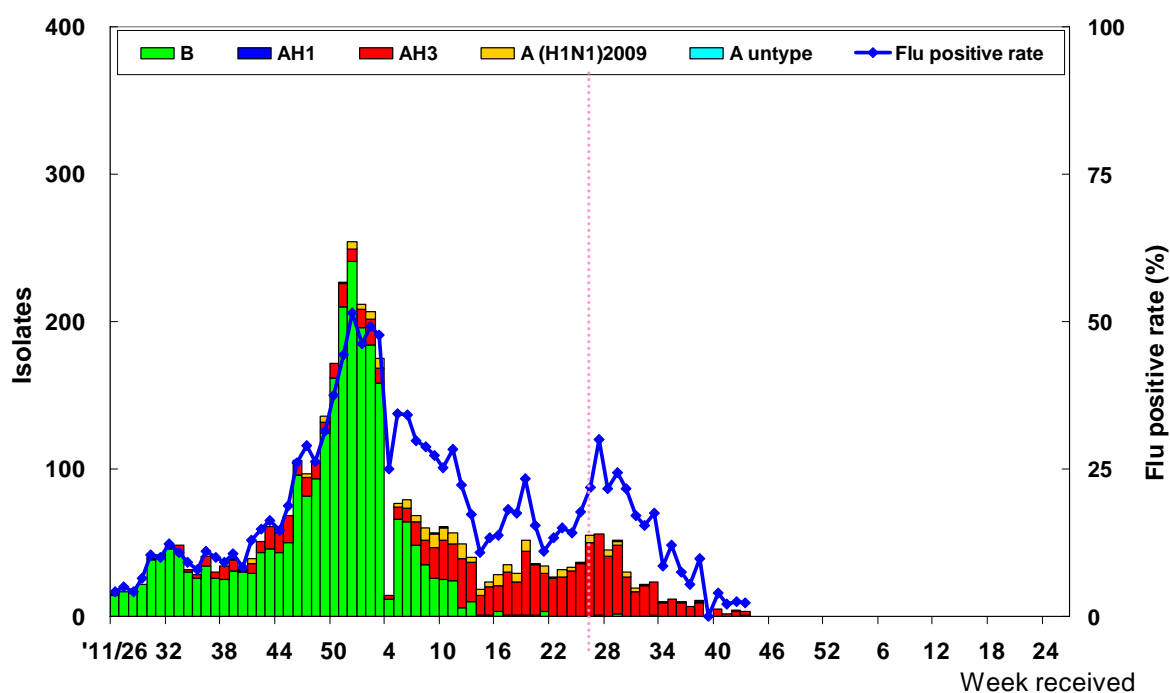
The results of tests performed during week 43 are summarized in the table below.

| | Data for week 43 | Cumulative data since 7/1/2012 |
|--|------------------|--------------------------------|
| Number of specimens tested | 138 | 2396 |
| Number of positive specimens (%) | 3(2.2) | 311(13) |
| Positive specimens by type/subtype (%) | | |
| Influenza A (% of all positive specimens) | 2(67) | 306(98) |
| A (pandemic [H1N1] 2009) (% of all Influenza A) | 0(0) | 17(6) |
| A (H3) | 2(100) | 287(94) |
| A (H1) | 0(0) | 0(0) |
| A (unable to subtype) | 0(0) | 2(<1) |
| A (subtyping not performed) | 0(0) | 0(0) |
| Influenza B | 1(33) | 5(2) |



Antigenic characterization: Taiwan CDC has antigenically characterized 6 human influenza viruses [1 pandemic (H1N1) 2009, 5 influenza A (H3)] since October 1, 2012. All of the 5 influenza A (H3) viruses tested were related to the A(H3N2) component of the 2012-13 influenza vaccine (A/Victoria/361/2011(H3N2)), and one pandemic (H1N1) 2009 virus tested was related to A(H1N1)pdm09 component of the 2012-13 influenza vaccine (A/California/7/2009(H1N1)pdm09).

Influenza positive tests reported to Taiwan CDC by contracted laboratories, 2011–2013



Antiviral resistance: Since October 1, 2012, 5 pandemic (H1N1) 2009 and 23 influenza A (H3N2) have been tested for resistance to the neuraminidase inhibitors (oseltamivir). The results of antiviral resistance testing performed on these viruses are summarized in the table below.

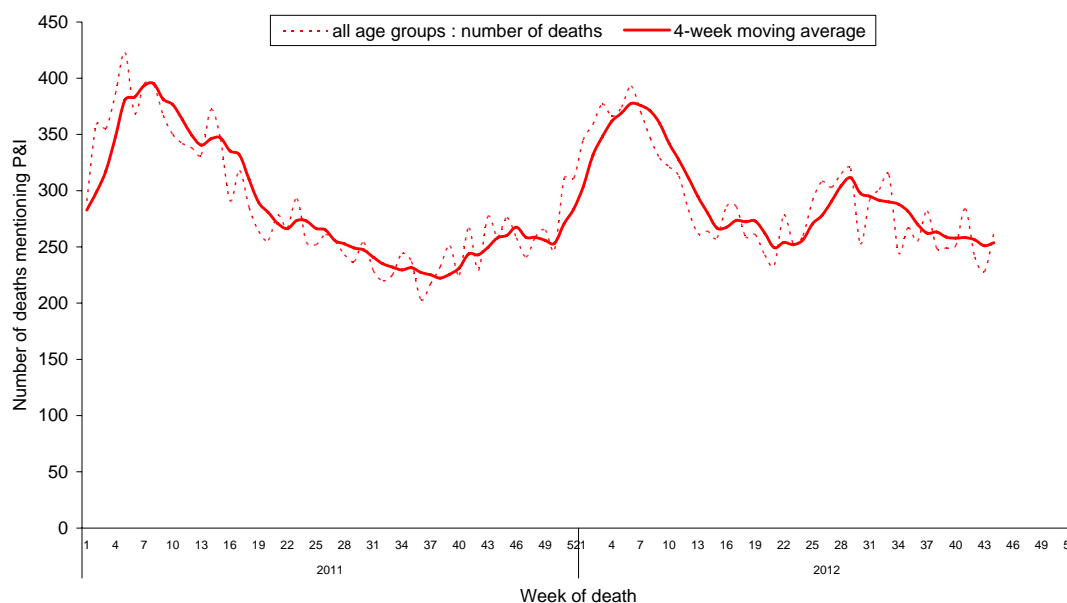
| | Isolates tested (n) | Resistance Viruses, n (%) |
|--------------------------|---------------------|---------------------------|
| | | Oseltamivir |
| A (pandemic [H1N1] 2009) | 5 | 0 (0) |
| A (H3) | 23 | 0 (0) |
| B | 0 | 0 (0) |



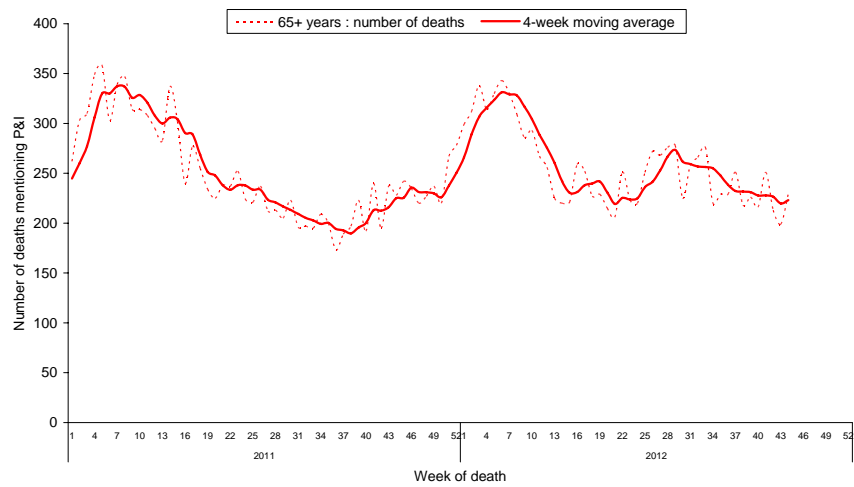
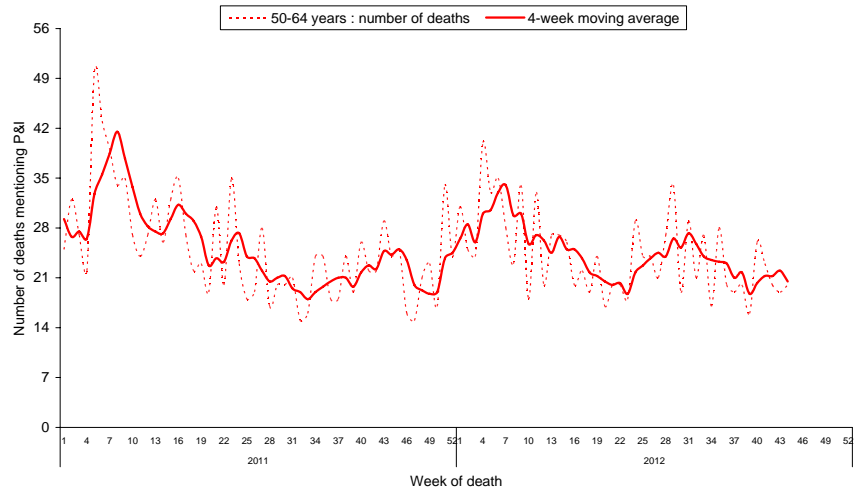
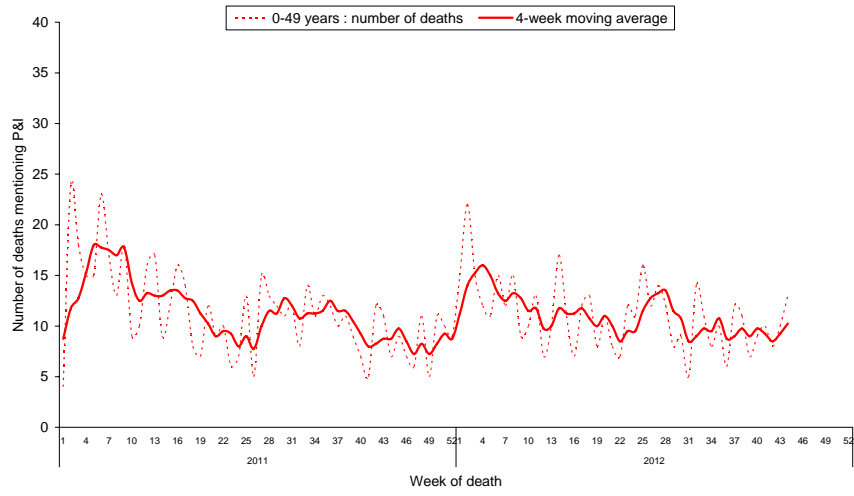
Pneumonia and influenza (P&I) mortality surveillance

During week 44, 2012, 262 deaths reported through the National Death Certificate System mentioned P&I as the cause of death. This number was above the number of previous week (228 deaths). The number of deaths related to P&I for adults of 65 or greater is the highest among the three age groups (0–49, 50–64, and 65⁺).

National pneumonia and influenza mortality Week ending November 3, 2012



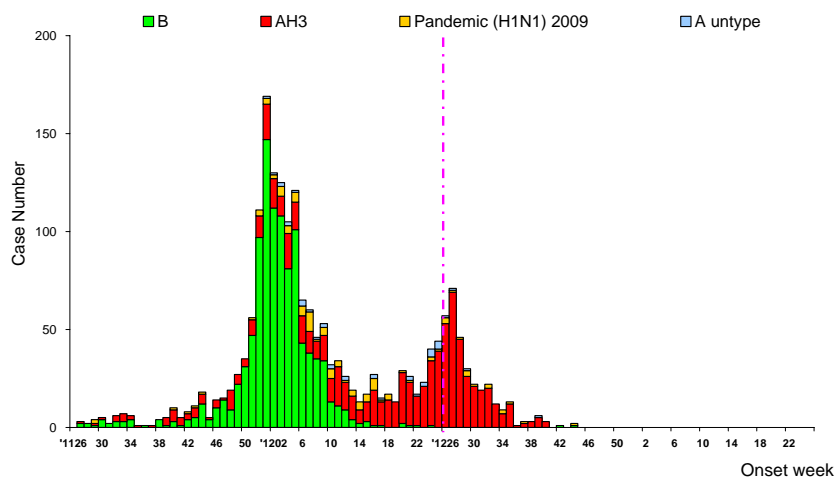
National pneumonia and influenza mortality by age group Week ending November 3, 2012



Reports of complicated influenza*

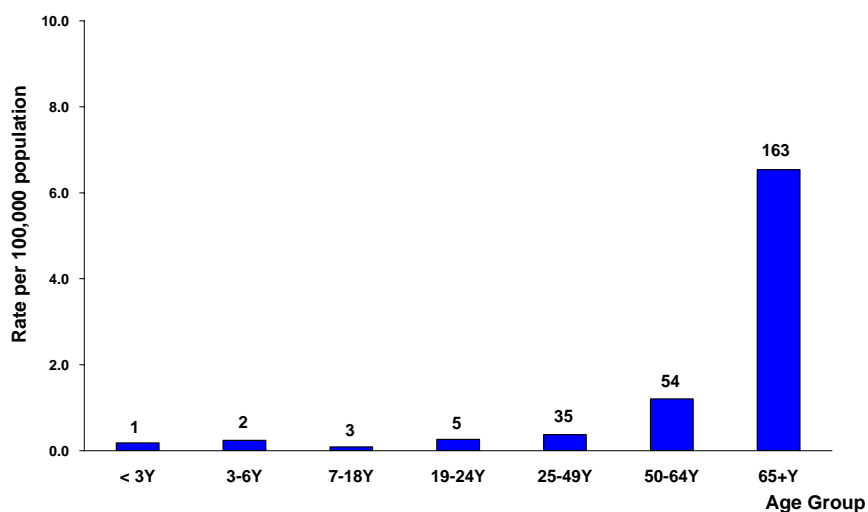
There was a new case of complicated influenza with pandemic (H1N1) 2009 virus infection during week 45. Since July 1, 2012, 263 cases of complicated influenza infection have been confirmed, including 74 cases requiring intensive care. Since July 1, 2012, there have been 25 reports of death from complicated influenza infection; 24 cases from the seasonal AH3 (H3N2) strain infection and 1 case from pandemic (H1N1) 2009 virus infection, respectively.

Number of complicated influenza reports by week of onset June 26, 2011 to present



*Defined as influenza infection with pulmonary complication, neurologic complication, myocarditis, pericarditis, invasive bacterial infection requiring hospitalization, intensive care or resulting in deaths.

Rate of complicated influenza reports by age groups July 1, 2012 to present



*Numbers represent number of complicated influenza reports for that specific age stratum.



Outpatient and emergency room influenza-like illness surveillance

Nationwide during week 45, 1.05% of outpatient visits reported through the National Health Insurance Database were due to influenza-like illness (ILI), a 2.9% increase compared with the rate of previous week (1.02%).

The rate of emergency room visits for ILI is 8.08%, a 6.7% increase compared with the rate of previous week (7.57%).

Rate of outpatient and emergency room (ER) visits for influenza-like illness

June 26, 2011 to present

