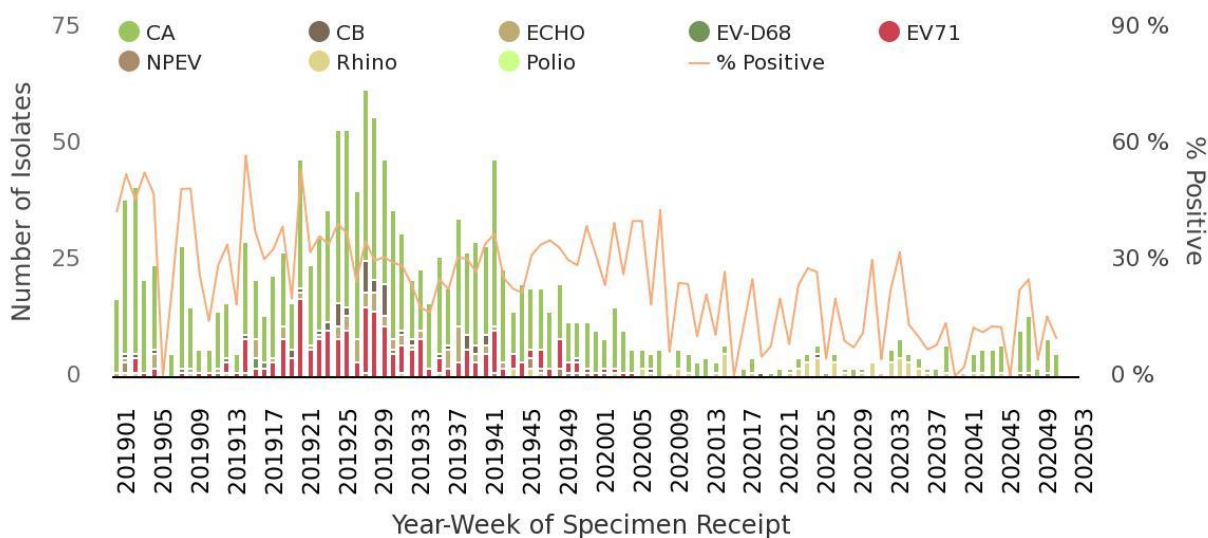


### Summary

According to the laboratory surveillance<sup>1</sup>, Coxsackie A was the predominant virus type in the past 4 weeks (Figure 1). During week 53, the total number of outpatient and ER visits for enterovirus infection was 6,376, which was increased gradually during recent weeks, and was still below the national baseline (Figure 2).

In week 53, no new EVSC<sup>2</sup> case was confirmed. There have been 5 EVSC cases since 2020 (Figure 3), and all cases were caused by EV71. Among EVSC cases, 60% were below 3 years old (Table 1). Figure 4 showed the geographical distribution of EVSC cases according to their residential areas.

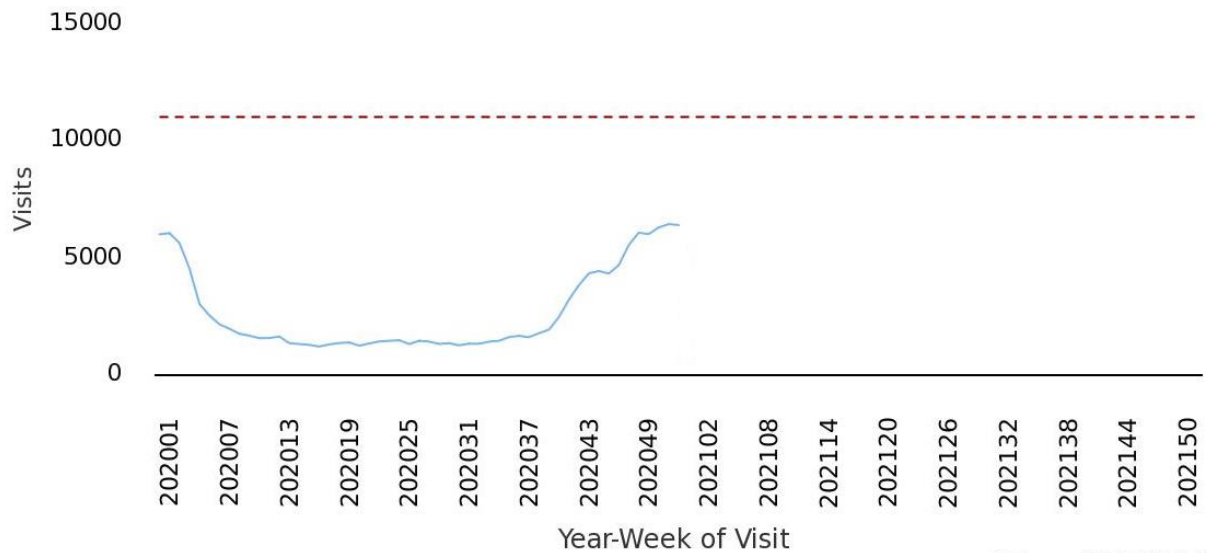
For further information, please visit the Taiwan National Infectious Disease Statistics System (NIDSS) website at <https://nidss.cdc.gov.tw/en/Home/Index?op=1>



Taiwan CDC 2021/01/04

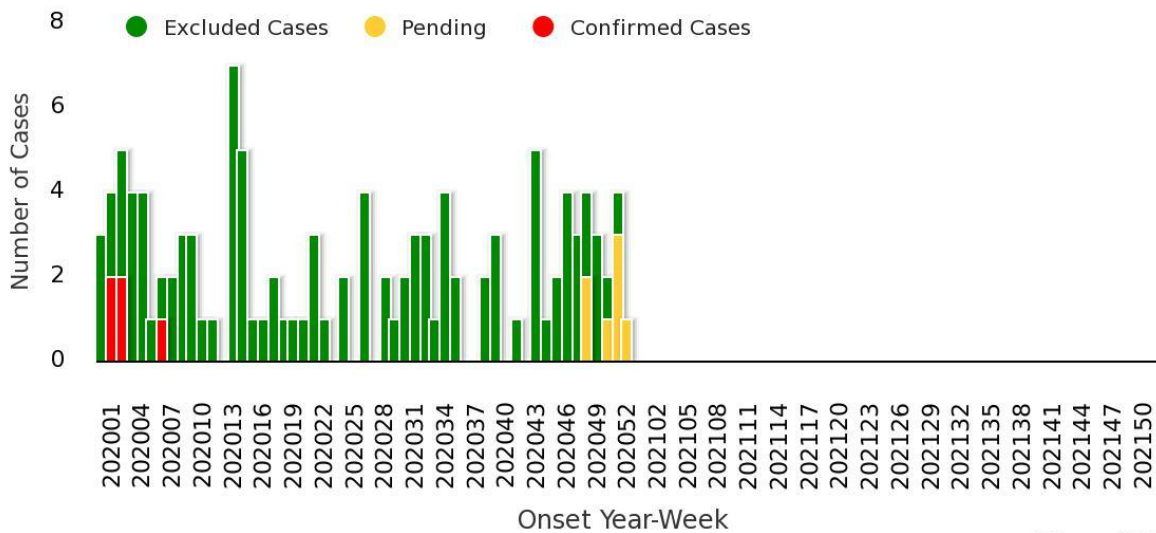
Figure 1. Trend of Enterovirus Isolates, 2019-2020

1. In terms of the surveillance systems in Taiwan, please see: Jian, S. W., Chen, C. M., Lee, C. Y., & Liu, D. P. (2017). Real-Time Surveillance of Infectious Diseases: Taiwan's Experience. *Health security*, 15(2), 144-153.
2. EVSC: Enteroviruses infection with Severe Complications



Taiwan CDC 2021 (NHIA)

Figure 2. Trend of outpatient and ER visits for enterovirus infection, 2020-2021



Taiwan CDC 2021

Figure 3. Trend of EVSC, 2020-2021



Table 1. Age and sex distribution of EVSC cases in 2020

Age(year)	Male	Female	Total
<1	0	0	0
1	0	2	2
2	1	0	1
3	0	0	0
4	0	0	0
5	0	0	0
6	0	1	1
7-9	0	0	0
≥ 10	1	0	1
<b>Total</b>	<b>2</b>	<b>3</b>	<b>5</b>

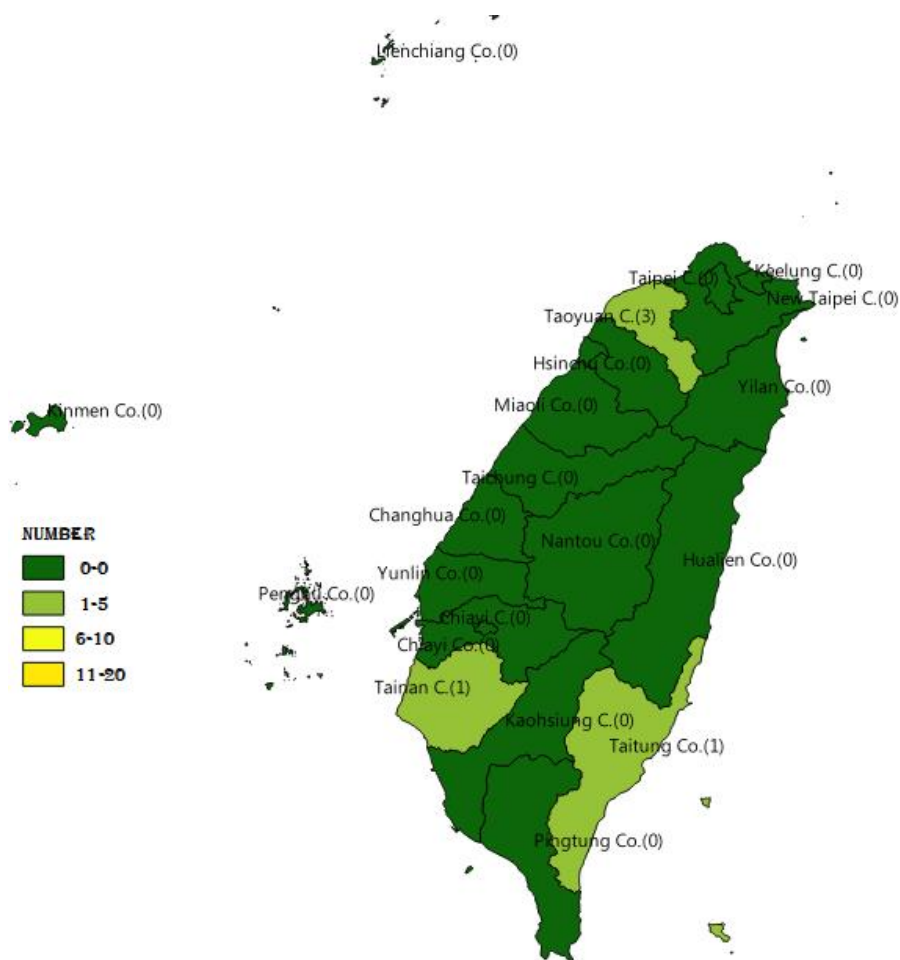


Figure 4. Geographical distribution of EVSC cases in 2020

