

**STATISTICS OF COMMUNICABLE DISEASES
AND SURVEILLANCE REPORT IN TAIWAN AREA, 2002**

**CENTER FOR DISEASE CONTROL
DEPARTMENT OF HEALTH
THE EXECUTIVE YUAN**

January, 2004

Foreword

Communicable diseases spread through various ways of transmission such as close contact with the infected person, vectors, food or air. In a developed country like Taiwan, disease transmission is further facilitated by the massive amount of international travelers it receives, transportation advancement and economic prosperity. Therefore, disease surveillance and prevention have become extremely important and should not be overlooked in today's world.

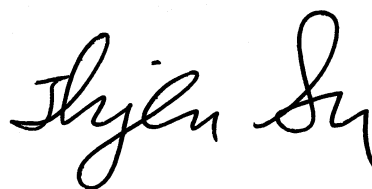
Constructing a globally effective, mobilized and prompt disease surveillance system has always been one of the Center's priorities in its development. A sound disease surveillance system provides a good basis for disease prevention. Furthermore, communicable disease statistics is the most fundamental tool in disease surveillance. Hence, it plays a key role in disease control and prevention policy formulation.

In 1970s, the Department of Health (DOH) began the establishment of specific communicable disease surveillance system. In 1993, a more integrated surveillance system, the "Communicable Disease Case Reporting and Management System", which is used to send and report cases along with their bio-specimen information, was constructed. Information technology was only incorporated into disease surveillance in July 1997. Case reporting system was then web-enabled and installed on the Health Information Network (HIN). In July 2003, case reporting system became web-based. As a result, more comprehensive reporting information can reach the healthcare authorities more promptly.

In 1993, the Center began editing the "Annual Report of Communicable Disease Statistics in the Taiwan-Fukien Area". In 1995, the Center published the "Annual Report of Communicable Disease Surveillance". In 1996, the Center combined the two aforementioned publications to "Annual Report of Communicable Disease Statistics and Surveillance". In 2000, the Center included reports by "Syndromic Surveillance System" and "Investigation Task Force for Disease of Unknown Causes". In 2001, the CDC included the report by

“Nosocomial Infection Control Surveillance System” to the report. In 2001, the report by “School-Based Surveillance System” for specific surveillance report was added. In 2002, the pertussis, bacillary dysentery and leptospirosis for surveillance reports of selected diseases were included. The annual statistics report is published in the hope to allow healthcare organization, health authorities and academic institutions to make use of the systematic data more effectively.

On the other hand, the Center translated the report into English this year in an attempt to share our accomplishment and experiences in public health practice and further international collaboration. It is our hope this English edition report facilitates diseases control information exchange with other countries. Nevertheless, some errors in the volume are expected and your comments and suggestions would be most welcome.

A handwritten signature in black ink, appearing to read "Shylen Sy". The signature is fluid and cursive, with the first name "Shylen" and the last name "Sy" clearly distinguishable.

Director-General
Center for Disease Control

Contents

Foreword	I
Contents	III
Explanatory Notes	V

Summary Tables and Graphs

Table 1	Number of Reported and Confirmed Cases of Notifiable Diseases, by Locality, Taiwan Area, 2002	2
Table 2	Number of Reported and Confirmed Cases of Non-notifiable Diseases, by Locality, Taiwan Area, 2002.	9
Table 3	Number of Reported and Confirmed Cases of Notifiable Diseases, by Age, Taiwan Area, 2002	10
Table 4	Number of Reported and Confirmed Cases of Non-notifiable Diseases, by Age, Taiwan Area, 2002	17
Table 5	Number of Reported and Confirmed Cases of Notifiable Diseases, by Month, Taiwan Area, 2002	18
Table 6	Number of Reported and Confirmed Cases of Non-notifiable Diseases, by Month, Taiwan Area, 2002	25
Table 7	Analysis of Time Intervals Between Diagnosis and Reports Received for Notifiable Diseases, by Locality, Taiwan Area, 2002	26
Table 8	Analysis of Time Intervals Between Reports Received from Local Health Bureau to CDC/Taiwan for Notifiable Diseases, by Locality, Taiwan Area, 2002	27
Table 9	Cases of Acute Flaccid Paralysis, Neonatal Tetanus, Congenital Rubella Syndrome and Measles Eradication Program, by Locality, Taiwan Area, 2002	28

Table 10	Immunization in Taiwan Area, 1993 – 2002.....	30
Table 11	Vaccination Coverage in Percent with Individual Vaccines by Birth Cohorts of 2000 and 2001 by Locality in Taiwan Area....	34
Figure 1	Comparison of 2002 Total Confirmed Cases of Notifiable Diseases with Historical Data, Taiwan Area.....	37
Appendix 1	List of Information Providers	40
Appendix 2	Regulations for Notifiable and Other Diseases	41
Appendix 3	Case Reporting Form for Notifiable Diseases.....	42
Appendix 4	2002 Calendar for Re-defined Months.....	44

- (5) Acute viral unspecified hepatitis: cases that are non-A/non-B hepatitis and that cannot be classified as hepatitis C, D or E.

4. Analysis Standards:

- (1) By Time: Generally, the reported case's diseases onset date is used for analysis by time.
- (2) By Locality: The reported case's residence or place of station in a military case; foreigners are listed as "others". However, the locality for all the forms used for daily analysis will be listed based on the location of the health bureau.
- (3) By Age: The actual age of the reported case on the disease onset date.
- (4) By month: Please refer to Appendix 4 for further details. Date is calculated according to the following regulations set by the Office of Statistics of the Department of Health:
 - i. January 1 will be the first day of the first week in a year. While, December 31 will be the last day of the last week. There are 35 weeks in a year.
 - ii. A week is Sunday through Saturday.
 - iii. There are about four to five weeks in a month.
 - iv. If the first and the last weeks of a year do not amount to seven days, they will still be counted as a week.
 - v. The last week of a month should amount to five days. If not, the days are counted as part of the next month.
- (5) Statistics in the Report contain only the confirmed cases of the following diseases: cholera, diphtheria, plague, Ebola hemorrhagic fever, typhus fever, rabies, yellow fever, anthrax, poliomyelitis, malaria, dengue hemorrhagic fever/dengue shock syndrome, congenital rubella syndrome, leprosy, HIV infection, AIDS, gonorrhea and syphilis.
- (6) In the 1999 annual statistics report, the tuberculosis statistics included only confirmed cases of open and non-open pulmonary tuberculosis, but cases of pulmonary tuberculosis complicated with non-pulmonary tuberculosis. In compliance with the amendment made to the Communicable Diseases Control Act in 1999 and the intensified control of open pulmonary tuberculosis, the Center began to include and tabulate

open pulmonary tuberculosis (including open pulmonary tuberculosis and open pulmonary tuberculosis with pulmonary and non-pulmonary complications) and other tuberculosis (all tuberculosis cases except the aforementioned open pulmonary tuberculosis) in the tuberculosis statistics in 2002.

- (7) Starting from 2002, only Taiwanese HIV infection and AIDS cases are analyzed.
 - (8) Mid-Year Population: the mid-year population comes from the “2002 Taiwan-Fukien Demographic Fact Book” by the Ministry of the Interior and is used to calculate the incidence rate of diseases.
 - (9) Beginning 2002, the historical information will not be amended. Any correction made to such information will be listed in the appendixes.
5. Any inconsistency with the data in this report and that published before 1992 might be due to the use of two different sources; one is based on the weekly reports supplied by the Province, cities and counties and the other is based on the reported cases of communicable disease.
 6. Symbols: “-” is used where no data applies; “0” for data not amounting to one unit; “...” for unknown data.

* Specified by laws and regulations: “Communicable Disease Control Act” and “AIDS Control Act”. Please see Appendix 2 for classification of communicable diseases.

** Please see Appendix 3 for the form of communicable disease case report.

Explanatory Notes

1. Taiwan Area referred in this Report includes Taiwan Island, the Pescadores, Kinmen and Matsu.
2. The report presents statistics of notifiable diseases* and other communicable diseases. The source of information comes from reported cases** made by medical personnel to the local health bureau.
3. Definitions of terms used in the Report:
 - (1) Notifiable diseases: communicable diseases listed in Article 3, Communicable Disease Control Act and those in AIDS Prevention and Control Act.
 - (2) Reported cases: notifiable disease cases reported by the physicians; however, cases that do not meet the case definition of the notifiable disease will not be included in the statistics.
 - (3) Confirmed cases: reported cases that are diagnosed or found positive by laboratory testing done by CDC or other verified institutions or are determined epidemiologically associated with positive cases thus identified; however, gonorrhea, syphilis and AIDS cases will be confirmed by laboratory testing; acute flaccid paralysis* cases will be verified by the Task Group on the Investigation of Acute Flaccid Paralysis of the Department of Health.
 - (4) SMYF Program (a.k.a The third phase of the Poliomyelitis, Neonatal Tetanus, Congenital Rubella Syndrome and Measles Eradication Program): The Executive Yuan approved the implementation of the first phase of the program in 1990. The program was implemented during 1991 through 1996. The second phase of the program was approved in 1996 and implemented during 1997 through 2001. The third phase of the program was approved in 2001 and has been implemented since 2002. The goal of the program was to eradicate wild strain poliovirus by 2000 and keep neonatal tetanus, congenital rubella syndrome and measles under effective control.

Summary Tables and Graphs

表一 中華民國九十一年臺灣地區法定傳染病統計－地區別

單位：人

地區別 Locality	霍亂 Cholera		鼠疫 Plague		黃熱病 Yellow fever		狂犬病 Rabies		伊波拉病毒 出血熱 Ebola hemorrhagic fever		流行性 斑疹傷寒 Typhus fever	
	報告 病例 reported	確定 病例 confirmed	報告 病例 reported	確定 病例 confirmed	報告 病例 reported	確定 病例 confirmed	報告 病例 reported	確定 病例 confirmed	報告 病例 reported	確定 病例 confirmed	報告 病例 reported	確定 病例 confirmed
	總計 Total	2	2	-	-	-	-	1	1	-	-	-
臺北市 Taipei City	-	-	-	-	-	-	-	-	-	-	-	-
高雄市 Kaohsiung City	-	-	-	-	-	-	-	-	-	-	-	-
臺北縣 Taipei County	-	-	-	-	-	-	-	-	-	-	-	-
宜蘭縣 Ilan County	-	-	-	-	-	-	-	-	-	-	-	-
桃園縣 Taoyuan County	-	-	-	-	-	-	-	-	-	-	-	-
新竹縣 Hsinchu County	-	-	-	-	-	-	-	-	-	-	-	-
苗栗縣 Miaoli County	-	-	-	-	-	-	-	-	-	-	-	-
臺中縣 Taichung County	-	-	-	-	-	-	-	-	-	-	-	-
彰化縣 Changhwa County	-	-	-	-	-	-	-	-	-	-	-	-
南投縣 Nantou County	-	-	-	-	-	-	-	-	-	-	-	-
雲林縣 Yunlin County	-	-	-	-	-	-	-	-	-	-	-	-
嘉義縣 Chiayi County	-	-	-	-	-	-	-	-	-	-	-	-
臺南縣 Tainan County	-	-	-	-	-	-	-	-	-	-	-	-
高雄縣 Kaohsiung County	1	1	-	-	-	-	-	-	-	-	-	-
屏東縣 Pingtung County	-	-	-	-	-	-	-	-	-	-	-	-
臺東縣 Taitung County	-	-	-	-	-	-	-	-	-	-	-	-
花蓮縣 Hualien County	-	-	-	-	-	-	1	1	-	-	-	-
澎湖縣 Penghu County	-	-	-	-	-	-	-	-	-	-	-	-
基隆市 Keelung City	-	-	-	-	-	-	-	-	-	-	-	-
新竹市 Hsinchu City	-	-	-	-	-	-	-	-	-	-	-	-
臺中市 Taichung City	-	-	-	-	-	-	-	-	-	-	-	-
嘉義市 Chiayi City	-	-	-	-	-	-	-	-	-	-	-	-
臺南市 Tainan City	1	1	-	-	-	-	-	-	-	-	-	-
金門縣 Kinmen County	-	-	-	-	-	-	-	-	-	-	-	-
連江縣 Lien-Chiang County	-	-	-	-	-	-	-	-	-	-	-	-
其他 Others	-	-	-	-	-	-	-	-	-	-	-	-

註：二名霍亂、一名狂犬病、十二名傷寒、七名副傷寒及一名恙蟲病確定病例為境外移入病例。

Table 1 Number of Reported and Confirmed Cases of Notifiable Diseases,
by Locality, Taiwan Area, 2002

Unit: Person

白喉 Diphtheria		流行性 腦脊髓膜炎 Meningococcal meningitis		傷寒 Typhoid fever		副傷寒 Paratyphoid fever		炭疽病 Anthrax		小兒麻痺症 Poliomyelitis		恙蟲病 Scrub typhus	
報告 病例 reported	確定 病例 confirmed	報告 病例 reported	確定 病例 confirmed	報告 病例 reported	確定 病例 confirmed	報告 病例 reported	確定 病例 confirmed	報告 病例 reported	確定 病例 confirmed	報告 病例 reported	確定 病例 confirmed	報告 病例 reported	確定 病例 confirmed
-	-	81	46	135	54	64	18	-	-	-	-	1,920	237
-	-	7	4	14	4	5	-	-	-	-	-	118	12
-	-	6	4	5	2	4	1	-	-	-	-	291	7
-	-	12	4	47	19	21	4	-	-	-	-	237	24
-	-	-	-	1	-	1	1	-	-	-	-	27	7
-	-	7	5	22	17	9	1	-	-	-	-	45	4
-	-	5	2	6	3	2	1	-	-	-	-	11	3
-	-	1	1	8	1	3	-	-	-	-	-	13	1
-	-	2	2	4	1	4	1	-	-	-	-	63	7
-	-	5	3	-	-	2	2	-	-	-	-	77	6
-	-	-	-	5	-	1	-	-	-	-	-	66	28
-	-	2	2	2	-	1	-	-	-	-	-	42	6
-	-	3	1	1	-	-	-	-	-	-	-	21	6
-	-	6	3	3	1	2	2	-	-	-	-	57	2
-	-	4	3	2	1	1	1	-	-	-	-	166	8
-	-	8	3	2	-	3	2	-	-	-	-	83	2
-	-	2	1	1	-	1	-	-	-	-	-	119	29
-	-	2	2	2	2	-	-	-	-	-	-	232	39
-	-	-	-	1	-	-	-	-	-	-	-	27	6
-	-	1	1	-	-	-	-	-	-	-	-	7	-
-	-	3	2	3	1	3	1	-	-	-	-	10	1
-	-	4	3	2	-	1	1	-	-	-	-	40	2
-	-	-	-	2	1	-	-	-	-	-	-	6	-
-	-	-	-	2	1	-	-	-	-	-	-	53	2
-	-	1	-	-	-	-	-	-	-	-	-	85	29
-	-	-	-	-	-	-	-	-	-	-	-	23	6
-	-	-	-	-	-	-	-	-	-	-	-	1	-

Remark: 2 cholera, 1 rabies, 12 typhoid fever, 7 paratyphoid fever, and 1 scrub typhus confirmed cases were imported.

表一 中華民國九十一年臺灣地區法定傳染病統計-地區別 (續)

單位：人

地區別 Locality	桿菌性痢疾 Bacillary dysentery		阿米巴性痢疾 Amoebic dysentery		登革熱 Dengue fever		登革出血熱或 登革休克症候群 Dengue hemorrhagic fever / Dengue shock syndrome		瘧疾 Malaria			侵襲性 b型嗜血桿菌 感染症 Haemophilus influenzae type b infection	
	報告 病例 reported	確定 病例 confirmed	報告 病例 reported	確定 病例 confirmed	報告 病例 reported	確定 病例 confirmed	報告 病例 reported	確定 病例 confirmed	報告 病例 reported	確定病例 confirmed		報告 病例 reported	確定 病例 confirmed
										本土病例 indigenous	境外移入 imported		
總計 Total	594	436	412	289	15,221	5,388	242	242	28	-	28	104	41
臺北市 Taipei City	28	24	48	26	207	23	1	1	6	-	6	9	5
高雄市 Kaohsiung City	9	4	23	21	7,450	2,834	137	137	1	-	1	-	-
臺北縣 Taipei County	81	62	57	37	227	14	-	-	5	-	5	22	8
宜蘭縣 Ilan County	41	27	28	28	8	-	-	-	-	-	-	1	1
桃園縣 Taoyuan County	46	41	43	25	92	13	-	-	3	-	3	8	5
新竹縣 Hsinchu County	32	29	11	7	20	-	-	-	-	-	-	4	3
苗栗縣 Miaoli County	10	7	8	3	25	1	-	-	-	-	-	5	-
臺中縣 Taichung County	41	37	28	23	43	7	-	-	1	-	1	10	2
彰化縣 Changhwa County	4	1	5	2	69	5	-	-	1	-	1	10	-
南投縣 Nantou County	168	109	11	5	29	1	-	-	1	-	1	4	1
雲林縣 Yunlin County	1	-	6	5	62	2	-	-	1	-	1	2	-
嘉義縣 Chiayi County	4	-	7	4	40	5	-	-	-	-	-	3	1
臺南縣 Tainan County	14	13	33	29	182	20	-	-	-	-	-	4	2
高雄縣 Kaohsiung County	7	5	19	15	5,179	1,979	93	93	2	-	2	6	5
屏東縣 Pingtung County	2	1	29	23	1,175	385	8	8	2	-	2	6	2
臺東縣 Taitung County	12	5	11	3	24	-	-	-	-	-	-	1	-
花蓮縣 Hualien County	81	62	3	1	16	4	1	1	-	-	-	2	1
澎湖縣 Penghu County	-	-	-	-	22	12	-	-	-	-	-	-	-
基隆市 Keelung City	5	5	1	1	14	1	-	-	1	-	1	-	-
新竹市 Hsinchu City	1	-	9	6	16	1	-	-	-	-	-	3	1
臺中市 Taichung City	2	1	19	16	37	8	-	-	1	-	1	2	2
嘉義市 Chiayi City	-	-	5	4	22	3	-	-	1	-	1	-	-
臺南市 Tainan City	4	3	8	5	258	69	2	2	2	-	2	2	2
金門縣 Kinmen County	-	-	-	-	3	-	-	-	-	-	-	-	-
連江縣 Lien-Chiang County	1	-	-	-	1	1	-	-	-	-	-	-	-
其他 Others	-	-	-	-	-	-	-	-	-	-	-	-	-

註：二十五名桿菌性痢疾、一百一十四名阿米巴性痢疾、五十二名登革熱、一名登革出血熱及二十八名瘧疾確定病例為境外移入病例。

Table 1 Number of Reported and Confirmed Cases of Notifiable Diseases,
by Locality, Taiwan Area, 2002 (Cont.)

Unit:Person

腸道出血性 大腸桿菌感染症 EHEC (Enterohemorrhagic <i>E. coli</i>) infection		腸病毒感冒 併發重症 Enteroviruses infection complicated severe case		結核病 Tuberculosis				日本腦炎 Japanese encephalitis		癩病 Leprosy		麻疹 Measles	
				開放性 肺結核 Open pulmonary tuberculosis		其他 結核 Other tuberculosis							
報告 病例 reported	確定 病例 confirmed	報告 病例 reported	確定 病例 confirmed	報告 病例 reported	確定 病例 confirmed	報告 病例 reported	確定 病例 confirmed	報告 病例 reported	確定 病例 confirmed	報告 病例 reported	確定 病例 confirmed	報告 病例 reported	確定 病例 confirmed
25	-	315	162	10,225	8,886	15,037	9,127	311	19	7	7	79	24
3	-	12	7	1,065	836	1,213	685	16	-	2	2	8	1
2	-	28	14	794	721	817	566	25	-	1	1	3	1
5	-	45	24	1,486	1,267	2,020	1,154	52	3	1	1	10	3
-	-	7	2	153	139	379	226	4	-	-	-	2	-
2	-	14	4	648	582	1,126	602	19	1	-	-	4	-
1	-	6	1	164	135	271	156	2	1	-	-	1	-
-	-	6	2	183	151	361	184	8	1	-	-	3	1
2	-	22	14	649	522	836	538	27	-	-	-	17	13
1	-	33	24	810	698	1,107	688	17	2	1	1	1	-
-	-	4	2	259	232	565	289	8	1	-	-	2	-
-	-	17	13	429	370	570	345	14	3	-	-	2	-
-	-	8	2	351	319	443	263	10	1	-	-	-	-
1	-	19	8	427	377	716	446	26	-	-	-	-	-
2	-	32	14	708	655	1,011	682	24	2	-	-	2	-
4	-	23	12	550	506	1,077	695	15	2	-	-	7	2
-	-	4	3	140	128	407	321	4	-	-	-	2	-
-	-	5	3	277	263	406	270	9	1	-	-	4	-
-	-	2	-	28	23	67	24	1	-	-	-	-	-
2	-	4	1	203	188	302	210	1	-	1	1	2	-
-	-	5	3	124	104	211	88	3	-	-	-	3	2
-	-	7	3	389	316	595	361	13	-	1	1	3	1
-	-	3	1	112	100	96	74	5	1	-	-	-	-
-	-	9	5	268	246	406	249	7	-	-	-	1	-
-	-	-	-	6	6	12	9	1	-	-	-	-	-
-	-	-	-	2	2	23	2	-	-	-	-	2	-
-	-	-	-	-	-	-	-	-	-	-	-	-	-

Remark: 25 bacillary dysentery, 114 amoebic dysentery, 52 dengue fever, 1 DHF, and 28 malaria confirmed cases were imported.

表一 中華民國九十一年臺灣地區法定傳染病統計－地區別(續)

單位：人

地區別 Locality	德國麻疹 Rubella		先天性德國麻疹 症候群 Congenital rubella syndrome		百日咳 Pertussis		猩紅熱 Scarlet fever		破傷風 Tetanus		退伍軍人病 Legionellosis	
	報告 病例	確定 病例	報告 病例	確定 病例	報告 病例	確定 病例	報告 病例	確定 病例	報告 病例	確定 病例	報告 病例	確定 病例
	reported	confirmed	reported	confirmed	reported	confirmed	reported	confirmed	reported	confirmed	reported	confirmed
總計 Total	78	4	-	-	203	18	1,655	1,032	15	-	1,693	72
臺北市 Taipei City	19	1	-	-	33	1	290	157	-	-	274	5
高雄市 Kaohsiung City	9	-	-	-	-	-	85	46	-	-	149	4
臺北縣 Taipei County	7	-	-	-	53	6	260	162	1	-	389	9
宜蘭縣 Ilan County	2	-	-	-	6	-	119	104	-	-	63	2
桃園縣 Taoyuan County	5	-	-	-	22	1	235	104	1	-	125	2
新竹縣 Hsinchu County	3	-	-	-	3	-	16	1	-	-	28	1
苗栗縣 Miaoli County	1	-	-	-	4	-	34	14	-	-	28	2
臺中縣 Taichung County	5	-	-	-	10	6	85	71	-	-	93	4
彰化縣 Changhwa County	-	-	-	-	10	-	35	32	4	-	19	-
南投縣 Nantou County	4	2	-	-	2	-	56	54	-	-	11	-
雲林縣 Yunlin County	1	-	-	-	5	2	16	10	-	-	38	1
嘉義縣 Chiayi County	-	-	-	-	2	-	13	9	1	-	34	-
臺南縣 Tainan County	2	-	-	-	-	-	59	47	-	-	41	2
高雄縣 Kaohsiung County	4	-	-	-	1	-	50	31	2	-	72	-
屏東縣 Pingtung County	4	-	-	-	6	1	57	35	2	-	45	-
臺東縣 Taitung County	-	-	-	-	15	1	4	4	1	-	24	2
花蓮縣 Hualien County	-	-	-	-	17	-	25	3	1	-	146	33
澎湖縣 Penghu County	1	-	-	-	-	-	-	-	1	-	3	-
基隆市 Keelung City	1	-	-	-	4	-	19	15	-	-	28	1
新竹市 Hsinchu City	2	1	-	-	2	-	31	15	-	-	23	1
臺中市 Taichung City	4	-	-	-	7	-	106	79	-	-	12	1
嘉義市 Chiayi City	1	-	-	-	1	-	13	9	-	-	24	1
臺南市 Tainan City	2	-	-	-	-	-	44	30	1	-	24	1
金門縣 Kinmen County	-	-	-	-	-	-	1	-	-	-	-	-
連江縣 Lien-Chiang County	1	-	-	-	-	-	2	-	-	-	-	-
其他 Others	-	-	-	-	-	-	-	-	-	-	-	-

註：六名A型急性病毒性肝炎確定病例為境外移入病例。

Table 1 Number of Reported and Confirmed Cases of Notifiable Diseases,
by Locality, Taiwan Area, 2002 (Cont.)

Unit:Person

急性病毒性肝炎 Acute viral hepatitis											
A型 Type A		B型 Type B		C型 Type C		D型 Type D		E型 Type E		未定型 Unspecified	
報告 病例 reported	確定 病例 confirmed	報告 病例 reported	確定 病例 confirmed	報告 病例 reported	確定 病例 confirmed	報告 病例 reported	確定 病例 confirmed	報告 病例 reported	確定 病例 confirmed	報告 病例 reported	確定 病例 confirmed
217	212	419	417	156	156	9	9	13	12	57	-
43	43	65	65	2	2	3	3	1	1	19	-
6	6	24	24	17	17	-	-	1	1	-	-
59	55	105	104	14	14	1	1	2	2	15	-
5	5	5	5	4	4	-	-	-	-	1	-
29	29	30	30	4	4	-	-	2	2	4	-
14	14	14	14	3	3	2	2	-	-	3	-
3	3	18	17	14	14	-	-	-	-	2	-
7	7	16	16	7	7	-	-	-	-	3	-
3	3	29	29	3	3	-	-	-	-	-	-
1	1	11	11	1	1	2	2	-	-	2	-
3	3	6	6	9	9	-	-	-	-	-	-
2	2	1	1	8	8	-	-	1	1	1	-
7	7	13	13	12	12	-	-	2	2	2	-
7	7	12	12	27	27	-	-	1	1	2	-
5	5	9	9	14	14	-	-	-	-	-	-
1	1	4	4	4	4	1	1	-	-	-	-
4	4	6	6	3	3	-	-	2	2	-	-
1	1	-	-	-	-	-	-	-	-	-	-
5	5	11	11	3	3	-	-	1	-	1	-
4	4	7	7	-	-	-	-	-	-	-	-
4	4	20	20	2	2	-	-	-	-	-	-
2	2	5	5	3	3	-	-	-	-	-	-
1	1	8	8	2	2	-	-	-	-	1	-
-	-	-	-	-	-	-	-	-	-	1	-
1	-	-	-	-	-	-	-	-	-	-	-
-	-	-	-	-	-	-	-	-	-	-	-

Remark: 6 type A acute viral hepatitis confirmed cases were imported.

表一 中華民國九十一年臺灣地區法定傳染病統計－地區別(續)
Table 1 Number of Reported and Confirmed Cases of Notifiable Diseases,
by Locality, Taiwan Area, 2002 (Cont.)

單位：人

Unit:Person

地區別 Locality	腮腺炎 Mumps		水痘 Chickenpox		梅毒 Syphilis		淋病 Gonorrhea		HIV感染 HIV infection		後天免疫 缺乏症候群 AIDS	
	報告 病例 reported	確定 病例 confirmed	報告 病例 reported	確定 病例 confirmed	報告 病例 reported	確定 病例 confirmed	報告 病例 reported	確定 病例 confirmed	報告 病例 reported	確定 病例 confirmed	報告 病例 reported	確定 病例 confirmed
	總計 Total	664	-	13,070	-	4,182	4,182	838	838	770	770	176
臺北市 Taipei City	211	-	1,701	-	665	665	257	257	181	181	32	32
高雄市 Kaohsiung City	46	-	686	-	315	315	30	30	47	47	18	18
臺北縣 Taipei County	45	-	2,213	-	882	882	205	205	193	193	37	37
宜蘭縣 Ilan County	17	-	79	-	81	81	14	14	12	12	4	4
桃園縣 Taoyuan County	62	-	1,463	-	394	394	59	59	53	53	7	7
新竹縣 Hsinchu County	11	-	266	-	89	89	7	7	8	8	1	1
苗栗縣 Miaoli County	27	-	1,242	-	90	90	9	9	9	9	1	1
臺中縣 Taichung County	58	-	943	-	95	95	21	21	35	35	17	17
彰化縣 Changhwa County	2	-	65	-	125	125	10	10	21	21	4	4
南投縣 Nantou County	20	-	209	-	46	46	7	7	12	12	5	5
雲林縣 Yunlin County	5	-	291	-	73	73	7	7	6	6	2	2
嘉義縣 Chiayi County	16	-	569	-	85	85	13	13	6	6	1	1
臺南縣 Tainan County	11	-	456	-	106	106	46	46	25	25	10	10
高雄縣 Kaohsiung County	10	-	558	-	221	221	8	8	26	26	6	6
屏東縣 Pingtung County	31	-	649	-	222	222	27	27	15	15	3	3
臺東縣 Taitung County	10	-	106	-	41	41	10	10	7	7	3	3
花蓮縣 Hualien County	13	-	90	-	72	72	17	17	10	10	1	1
澎湖縣 Penghu County	1	-	159	-	12	12	2	2	-	-	-	-
基隆市 Keelung City	8	-	465	-	158	158	26	26	19	19	2	2
新竹市 Hsinchu City	21	-	144	-	126	126	7	7	9	9	-	-
臺中市 Taichung City	24	-	249	-	127	127	14	14	45	45	9	9
嘉義市 Chiayi City	8	-	197	-	34	34	12	12	8	8	4	4
臺南市 Tainan City	4	-	242	-	93	93	25	25	20	20	9	9
金門縣 Kinmen County	-	-	24	-	6	6	2	2	2	2	-	-
連江縣 Lien-Chiang County	3	-	2	-	5	5	2	2	-	-	-	-
其他 Others	-	-	2	-	19	19	1	1	1	1	-	-

註：HIV感染及後天免疫缺乏症候群均不含外國籍病例。

Remark: The number of HIV infection and AIDS did not include the cases of foreign nationality.

表二 中華民國九十一年臺灣地區非法定傳染病統計－地區別
 Table 2 Number of Reported and Confirmed Cases of Non-notifiable Diseases,
 by Locality, Taiwan Area, 2002

Unit:Person

地區別 Locality	急性無力 肢體麻痺 Acute flaccid paralysis		流行性感 冒併發 重症 Influenza severe case		肉毒桿菌 中毒 Botulism		鉤端 螺旋體病 Leptospirosis		庫賈氏症 Creutzfeldt-Jakob disease	
	報告 病例 reported	確定 病例 confirmed	報告 病例 reported	確定 病例 confirmed	報告 病例 reported	確定 病例 confirmed	報告 病例 reported	確定 病例 confirmed	報告 病例 reported	確定 病例 confirmed
總計 Total	92	84	18	5	3	-	795	25	12	12
臺北市 Taipei City	3	3	3	1	-	-	92	5	2	2
高雄市 Kaohsiung City	29	26	-	-	-	-	88	1	1	1
臺北縣 Taipei County	13	12	8	3	-	-	206	5	3	3
宜蘭縣 Ilan County	3	3	-	-	1	-	5	-	-	-
桃園縣 Taoyuan County	1	1	-	-	-	-	45	2	1	1
新竹縣 Hsinchu County	-	-	-	-	-	-	8	1	-	-
苗栗縣 Miaoli County	3	3	-	-	-	-	11	2	-	-
臺中縣 Taichung County	4	3	-	-	1	-	18	-	-	-
彰化縣 Changhwa County	2	2	-	-	1	-	9	-	-	-
南投縣 Nantou County	1	1	-	-	-	-	10	1	-	-
雲林縣 Yunlin County	3	3	1	-	-	-	14	-	1	1
嘉義縣 Chiayi County	-	-	1	-	-	-	11	2	-	-
臺南縣 Tainan County	4	4	2	-	-	-	16	-	-	-
高雄縣 Kaohsiung County	9	9	-	-	-	-	73	1	-	-
屏東縣 Pingtung County	9	8	-	-	-	-	77	-	-	-
臺東縣 Taitung County	1	1	-	-	-	-	10	-	1	1
花蓮縣 Hualien County	2	1	-	-	-	-	56	5	-	-
澎湖縣 Penghu County	-	-	-	-	-	-	4	-	-	-
基隆市 Keelung City	2	1	-	-	-	-	12	-	-	-
新竹市 Hsinchu City	1	1	1	1	-	-	6	-	1	1
臺中市 Taichung City	-	-	-	-	-	-	7	-	1	1
嘉義市 Chiayi City	-	-	-	-	-	-	5	-	-	-
臺南市 Tainan City	2	2	1	-	-	-	9	-	1	1
金門縣 Kinmen County	-	-	1	-	-	-	3	-	-	-
連江縣 Lien-Chiang County	-	-	-	-	-	-	-	-	-	-
其他 Others	-	-	-	-	-	-	-	-	-	-

表三 中華民國九十一年臺灣地區法定傳染病統計—年齡別

單位：人

年齡別 Age	霍亂 Cholera		鼠疫 Plague		黃熱病 Yellow fever		狂犬病 Rabies		伊波拉病毒 出血熱 Ebola hemorrhagic		流行性 班疹傷寒 Typhus fever	
	報告 病例 reported	確定 病例 confirmed	報告 病例 reported	確定 病例 confirmed	報告 病例 reported	確定 病例 confirmed	報告 病例 reported	確定 病例 confirmed	報告 病例 reported	確定 病例 confirmed	報告 病例 reported	確定 病例 confirmed
總計 Total	2	2	-	-	-	-	1	1	-	-	-	-
0	-	-	-	-	-	-	-	-	-	-	-	-
1	-	-	-	-	-	-	-	-	-	-	-	-
2	-	-	-	-	-	-	-	-	-	-	-	-
3	-	-	-	-	-	-	-	-	-	-	-	-
4	-	-	-	-	-	-	-	-	-	-	-	-
5-9	-	-	-	-	-	-	-	-	-	-	-	-
10-14	-	-	-	-	-	-	-	-	-	-	-	-
15-19	-	-	-	-	-	-	-	-	-	-	-	-
20-24	-	-	-	-	-	-	-	-	-	-	-	-
25-29	-	-	-	-	-	-	-	-	-	-	-	-
30-34	1	1	-	-	-	-	-	-	-	-	-	-
35-39	1	1	-	-	-	-	-	-	-	-	-	-
40-44	-	-	-	-	-	-	-	-	-	-	-	-
45-49	-	-	-	-	-	-	1	1	-	-	-	-
50-54	-	-	-	-	-	-	-	-	-	-	-	-
55-59	-	-	-	-	-	-	-	-	-	-	-	-
60-64	-	-	-	-	-	-	-	-	-	-	-	-
65-69	-	-	-	-	-	-	-	-	-	-	-	-
70+	-	-	-	-	-	-	-	-	-	-	-	-
不詳 Unknown	-	-	-	-	-	-	-	-	-	-	-	-

註：二名霍亂、一名狂犬病、十二名傷寒、七名副傷寒及一名恙蟲病確定病例為境外移入病例。

Table 3 Number of Reported and Confirmed Cases of Notifiable Diseases,
by Age, Taiwan Area, 2002

Unit:Person

白喉 Diphtheria		流行性 腦脊髓膜炎 Meningococcal meningitis		傷寒 Typhoid fever		副傷寒 Paratyphoid fever		炭疽病 Anthrax		小兒麻痺症 Poliomyelitis		恙蟲病 Scrub typhus	
報告 病例 reported	確定 病例 confirmed	報告 病例 reported	確定 病例 confirmed	報告 病例 reported	確定 病例 confirmed	報告 病例 reported	確定 病例 confirmed	報告 病例 reported	確定 病例 confirmed	報告 病例 reported	確定 病例 confirmed	報告 病例 reported	確定 病例 confirmed
-	-	81	46	135	54	64	18	-	-	-	-	1,920	237
-	-	11	10	5	2	3	-	-	-	-	-	6	-
-	-	2	2	7	2	6	1	-	-	-	-	8	2
-	-	2	2	5	-	2	1	-	-	-	-	7	2
-	-	-	-	2	1	3	-	-	-	-	-	8	1
-	-	-	-	2	1	1	1	-	-	-	-	9	-
-	-	6	3	4	3	2	1	-	-	-	-	33	4
-	-	4	1	9	6	1	1	-	-	-	-	42	4
-	-	3	2	8	2	4	-	-	-	-	-	76	1
-	-	12	6	7	6	1	1	-	-	-	-	235	35
-	-	7	1	19	10	4	-	-	-	-	-	147	15
-	-	1	-	10	3	9	2	-	-	-	-	158	16
-	-	3	1	8	1	2	-	-	-	-	-	168	26
-	-	3	1	7	2	4	2	-	-	-	-	177	20
-	-	5	3	8	4	6	3	-	-	-	-	153	27
-	-	3	1	9	4	3	1	-	-	-	-	146	27
-	-	4	4	3	2	4	-	-	-	-	-	116	18
-	-	5	4	5	1	3	1	-	-	-	-	128	13
-	-	3	-	4	-	2	2	-	-	-	-	116	13
-	-	7	5	13	4	4	1	-	-	-	-	187	13
-	-	-	-	-	-	-	-	-	-	-	-	-	-

Remark: 2 cholera, 1 rabies, 12 typhoid fever, 7 paratyphoid fever, and 1 scrub typhus confirmed cases were imported.

表三 中華民國九十一年臺灣地區法定傳染病統計-年齡別 (續)

單位：人

年齡別 Age	桿菌性痢疾 Bacillary dysentery		阿米巴性痢疾 Amoebic dysentery		登革熱 Dengue fever		登革出血熱或 登革休克症候群 Dengue hemorrhagic fever / dengue shock syndrome		瘧疾 Malaria			侵襲性 b型嗜血桿菌 感染症 Haemophilus influenzae type b infection	
	報告 病例 reported	確定 病例 confirmed	報告 病例 reported	確定 病例 confirmed	報告 病例 reported	確定 病例 confirmed	報告 病例 reported	確定 病例 confirmed	報告 病例 reported	確定病例 confirmed		報告 病例 reported	確定 病例 confirmed
										本土病例 indigenous	境外移入 imported		
總計 Total	594	436	412	289	15,221	5,388	242	242	28	-	28	104	41
0	12	7	3	-	72	7	-	-	-	-	-	12	6
1	27	17	4	1	84	2	-	-	-	-	-	11	10
2	25	19	1	-	84	5	-	-	-	-	-	8	7
3	23	17	1	-	70	11	-	-	-	-	-	3	2
4	26	21	1	1	81	9	-	-	-	-	-	3	3
5-9	154	133	5	4	371	76	3	3	-	-	-	4	3
10-14	63	51	2	1	427	116	3	3	-	-	-	1	1
15-19	23	16	5	3	806	231	9	9	-	-	-	-	-
20-24	38	25	76	60	1,218	300	9	9	2	-	2	-	-
25-29	26	19	123	98	1,270	333	10	10	3	-	3	-	-
30-34	23	12	81	59	1,141	287	11	11	3	-	3	2	1
35-39	14	12	40	29	1,064	324	10	10	2	-	2	2	-
40-44	19	12	13	7	1,228	442	17	17	4	-	4	2	-
45-49	20	9	14	9	1,381	543	21	21	9	-	9	2	-
50-54	16	12	8	1	1,475	629	19	19	3	-	3	5	-
55-59	6	4	7	2	1,101	533	39	39	-	-	-	3	-
60-64	16	9	4	1	1,220	634	52	52	1	-	1	8	2
65-69	10	7	6	3	941	463	26	26	-	-	-	6	1
70+	53	34	18	10	1,187	443	13	13	1	-	1	32	5
不詳Unknown	-	-	-	-	-	-	-	-	-	-	-	-	-

註：二十五名桿菌性痢疾、一百一十四名阿米巴性痢疾、五十二名登革熱、一名登革出血熱及二十八名瘧疾確定病例為境外移入病例。

Table 3 Number of Reported and Confirmed Cases of Notifiable Diseases,
by Age, Taiwan Area, 2002 (Cont.)

Unit:Person

腸道出血性 大腸桿菌感染症 EHEC (Enterohemorrhagic <i>E. coli</i>) infection		腸病毒感染症 併發重症 Enteroviruses infection complicated severe case		結核病 Tuberculosis				日本腦炎 Japanese encephalitis		癩病 Leprosy		麻疹 Measles	
				開放性 肺結核 Open pulmonary tuberculosis		其他 結核 Other tuberculosis							
報告 病例 reported	確定 病例 confirmed	報告 病例 reported	確定 病例 confirmed	報告 病例 reported	確定 病例 confirmed	報告 病例 reported	確定 病例 confirmed	報告 病例 reported	確定 病例 confirmed	報告 病例 reported	確定 病例 confirmed	報告 病例 reported	確定 病例 confirmed
25	-	315	162	10,225	8,886	15,037	9,127	311	19	7	7	79	24
1	-	84	39	5	5	10	5	1	-	-	-	13	6
1	-	87	53	4	3	23	16	5	-	-	-	6	-
-	-	50	28	7	4	23	11	8	-	-	-	1	-
-	-	28	17	5	2	16	11	3	-	-	-	-	-
1	-	20	9	4	3	19	10	2	-	-	-	3	-
2	-	27	13	11	8	111	52	24	-	-	-	11	5
-	-	5	1	33	31	105	62	19	-	-	-	9	5
3	-	6	2	172	163	343	262	22	2	-	-	6	1
1	-	1	-	301	240	672	390	31	2	-	-	10	-
1	-	1	-	321	258	762	379	22	2	-	-	10	7
1	-	-	-	327	285	771	404	25	1	2	2	4	-
2	-	2	-	406	357	742	434	18	1	1	1	3	-
3	-	-	-	527	473	909	545	18	1	-	-	-	-
1	-	-	-	584	514	862	505	31	5	-	-	1	-
4	-	1	-	617	560	1,017	621	19	4	1	1	-	-
-	-	-	-	519	459	775	481	5	-	1	1	-	-
1	-	-	-	780	676	1,110	683	15	1	-	-	-	-
1	-	-	-	967	832	1,360	822	11	-	1	1	-	-
2	-	3	-	4,635	4,013	5,407	3,434	32	-	1	1	2	-
-	-	-	-	-	-	-	-	-	-	-	-	-	-

Remark: 25 bacillary dysentery, 114 amoebic dysentery, 52 dengue fever, 1 DHF, and 28 malaria confirmed cases were imported.

表三 中華民國九十一年臺灣地區法定傳染病統計—年齡別(續)

單位：人

年齡別 Age	德國麻疹 Rubella		先天性德國麻疹 症候群 Congenital rubella syndrome		百日咳 Pertussis		猩紅熱 Scarlet fever		破傷風 Tetanus		退伍軍人病 Legionellosis	
	報告 病例 reported	確定 病例 confirmed	報告 病例 reported	確定 病例 confirmed	報告 病例 reported	確定 病例 confirmed	報告 病例 reported	確定 病例 confirmed	報告 病例 reported	確定 病例 confirmed	報告 病例 reported	確定 病例 confirmed
總計 Total	78	4	3	3	203	18	1,655	1,032	15	-	1,693	72
0	1	-	3	3	111	9	6	2	-	-	3	-
1	4	-	-	-	12	-	38	13	-	-	-	-
2	3	-	-	-	7	-	68	21	-	-	-	-
3	1	-	-	-	5	-	145	75	-	-	2	-
4	1	-	-	-	7	-	222	131	-	-	2	-
5-9	11	-	-	-	19	1	1,023	688	-	-	3	-
10-14	6	1	-	-	22	2	118	77	1	-	3	-
15-19	9	-	-	-	-	-	6	1	-	-	27	1
20-24	17	1	-	-	2	-	4	4	-	-	44	1
25-29	10	-	-	-	2	2	4	4	-	-	53	1
30-34	4	2	-	-	5	1	6	5	2	-	64	4
35-39	5	-	-	-	3	1	5	5	2	-	49	1
40-44	3	-	-	-	5	-	1	1	-	-	62	2
45-49	1	-	-	-	1	-	-	-	-	-	89	8
50-54	-	-	-	-	-	-	-	-	1	-	88	6
55-59	-	-	-	-	-	-	1	1	1	-	84	4
60-64	1	-	-	-	-	-	1	1	-	-	157	6
65-69	-	-	-	-	1	1	2	1	-	-	146	8
70+	1	-	-	-	1	1	5	2	8	-	817	31
不詳 Unknown	-	-	-	-	-	-	-	-	-	-	-	-

註：六名A型急性病毒性肝炎確定病例為境外移入病例。

Table 3 Number of Reported and Confirmed Cases of Notifiable Diseases,
by Age, Taiwan Area, 2002 (Cont.)

Unit: Person

急性病毒性肝炎 Acute viral hepatitis											
A型 Type A		B型 Type B		C型 Type C		D型 Type D		E型 Type E		未定型 Unspecified	
報告 病例 reported	確定 病例 confirmed	報告 病例 reported	確定 病例 confirmed	報告 病例 reported	確定 病例 confirmed	報告 病例 reported	確定 病例 confirmed	報告 病例 reported	確定 病例 confirmed	報告 病例 reported	確定 病例 confirmed
217	212	419	417	156	156	9	9	13	12	57	-
-	-	3	3	-	-	-	-	2	2	-	-
-	-	1	1	-	-	-	-	-	-	-	-
-	-	-	-	-	-	-	-	-	-	-	-
-	-	-	-	-	-	-	-	-	-	-	-
-	-	-	-	-	-	-	-	-	-	-	-
2	2	-	-	-	-	-	-	-	-	1	-
7	7	-	-	1	1	-	-	-	-	2	-
14	14	18	17	2	2	-	-	-	-	2	-
34	33	84	84	35	35	-	-	3	3	9	-
42	41	85	84	27	27	2	2	-	-	5	-
39	38	57	57	15	15	-	-	2	2	10	-
14	14	44	44	11	11	-	-	1	1	6	-
19	19	34	34	16	16	3	3	-	-	7	-
20	18	18	18	8	8	2	2	1	1	3	-
14	14	20	20	9	9	-	-	-	-	3	-
3	3	15	15	11	11	-	-	-	-	4	-
-	-	10	10	6	6	1	1	-	-	1	-
3	3	7	7	5	5	1	1	-	-	1	-
6	6	23	23	10	10	-	-	4	3	3	-
-	-	-	-	-	-	-	-	-	-	-	-

Remark: 6 type A acute viral hepatitis confirmed cases were imported.

表三 中華民國九十一年臺灣地區法定傳染病統計－年齡別(續)
 Table 3 Number of Reported and Confirmed Cases of Notifiable Diseases,
 by Age, Taiwan Area, 2002 (Cont.)

單位：人

Unit:Person

年齡別 Age	腮腺炎 Mumps		水痘 Chickenpox		梅毒 Syphilis		淋病 Gonorrhea		HIV感染 HIV infection		後天免疫 缺乏症候群 AIDS	
	報告 病例 reported	確定 病例 confirmed	報告 病例 reported	確定 病例 confirmed	報告 病例 reported	確定 病例 confirmed	報告 病例 reported	確定 病例 confirmed	報告 病例 reported	確定 病例 confirmed	報告 病例 reported	確定 病例 confirmed
	總計 Total	664	-	13,070	-	4,182	4,182	838	838	770	770	176
0	8	-	495	-	50	50	1	1	2	2	-	-
1	23	-	705	-	1	1	-	-	-	-	1	1
2	40	-	834	-	-	-	-	-	-	-	-	-
3	55	-	965	-	-	-	-	-	-	-	-	-
4	50	-	1,506	-	-	-	-	-	-	-	-	-
5-9	269	-	4,553	-	1	1	-	-	-	-	-	-
10-14	85	-	516	-	4	4	2	2	-	-	-	-
15-19	19	-	382	-	94	94	60	60	30	30	2	2
20-24	21	-	883	-	276	276	180	180	125	125	13	13
25-29	16	-	1,021	-	371	371	202	202	162	162	19	19
30-34	13	-	818	-	469	469	129	129	147	147	33	33
35-39	15	-	287	-	535	535	90	90	120	120	40	40
40-44	15	-	31	-	416	416	65	65	61	61	23	23
45-49	10	-	17	-	336	336	40	40	35	35	13	13
50-54	6	-	9	-	333	333	21	21	29	29	10	10
55-59	4	-	8	-	287	287	14	14	21	21	6	6
60-64	6	-	15	-	267	267	6	6	20	20	8	8
65-69	1	-	5	-	173	173	14	14	5	5	3	3
70+	8	-	19	-	569	569	14	14	13	13	5	5
不詳Unknown	-	-	1	-	-	-	-	-	-	-	-	-

註：HIV感染及後天免疫缺乏症候群均不含外國籍病例。

Remark: The number of HIV infection and AIDS did not include the cases of foreign nationality.

表四 中華民國九十一年臺灣地區非法定傳染病統計－年齡別
 Table 4 Number of Reported and Confirmed Cases of Non-notifiable Diseases,
 by Age, Taiwan Area, 2002

單位：人

年齡別 Age	急性無力肢體麻痺 Acute flaccid paralysis		流行性感 併發重症 Influenza severe case		肉毒桿菌 中毒 Botulism		鉤端 螺旋體病 Leptospirosis		庫賈氏症 Creutzfeldt-Jakob disease	
	報告 病例 reported	確定 病例 confirmed	報告 病例 reported	確定 病例 confirmed	報告 病例 reported	確定 病例 confirmed	報告 病例 reported	確定 病例 confirmed	報告 病例 reported	確定 病例 confirmed
	總計 Total	92	84	18	5	3	-	795	25	12
0	11	11	3	-	-	-	...	-	-	-
1	14	13	-	-	-	-	...	-	-	-
2	8	7	-	-	-	-	...	-	-	-
3	3	3	3	1	-	-	...	-	-	-
4	4	3	2	1	-	-	...	-	-	-
5-9	27	24	4	2	-	-	...	-	-	-
5-10	15	15	2	1	-	-	...	-	-	-
15-19	1	-	1	-	-	-	...	-	-	-
20-24	1	1	-	-	1	-	...	1	-	-
25-29	-	-	-	-	-	-	...	3	1	1
30-34	-	-	1	-	-	-	...	3	-	-
35-39	-	-	-	-	-	-	...	2	-	-
40-44	-	-	-	-	-	-	...	-	1	1
45-49	1	-	-	-	-	-	...	3	-	-
50-54	1	1	-	-	-	-	...	3	1	1
55-59	-	-	-	-	-	-	...	2	-	-
60-64	1	1	1	-	-	-	...	3	1	1
65-69	3	3	-	-	-	-	...	3	2	2
70+	2	2	1	-	2	-	...	2	5	5
不詳Unknown	-	-	-	-	-	-	...	-	1	1

註：鉤端螺旋體病報告病例無法作年齡別分類。

Remark: Leptospirosis reported cases can not be classified by age.

表五 中華民國九十一年臺灣地區法定傳染病統計－月份別

單位：人

月份別 Month	霍亂 Cholera		鼠疫 Plague		黃熱病 Yellow fever		狂犬病 Rabies		伊波拉病毒 出血熱 Ebola hemorrhagic fever		流行性 班疹傷寒 Typhus fever	
	報告 病例 reported	確定 病例 confirmed	報告 病例 reported	確定 病例 confirmed	報告 病例 reported	確定 病例 confirmed	報告 病例 reported	確定 病例 confirmed	報告 病例 reported	確定 病例 confirmed	報告 病例 reported	確定 病例 confirmed
	民國八十一年 1991	-	-	-	-	-	-	-	-
民國八十一年 1992	-	-	-	-	-	-	-	-
民國八十二年 1993	-	-	-	-	-	-	-	-
民國八十三年 1994	2	2	-	-	-	-	-	-
民國八十四年 1995	3	3	-	-	-	-	-	-
民國八十五年 1996	-	-	-	-	-	-	-	-
民國八十六年 1997	1	1	-	-	-	-	-	-
民國八十七年 1998	-	-	-	-	-	-	-	-
民國八十八年 1999	5	5	-	-	-	-	-	-	-	-	-	-
民國八十九年 2000	8	8	-	-	-	-	-	-	-	-	-	-
民國九十年 2001	-	-	-	-	-	-	-	-	-	-	-	-
民國九十一年 2002	2	2	-	-	-	-	1	1	-	-	-	-
一月 Jan.	-	-	-	-	-	-	-	-	-	-	-	-
二月 Feb.	-	-	-	-	-	-	-	-	-	-	-	-
三月 Mar.	-	-	-	-	-	-	-	-	-	-	-	-
四月 Apr.	2	2	-	-	-	-	-	-	-	-	-	-
五月 May	-	-	-	-	-	-	-	-	-	-	-	-
六月 June	-	-	-	-	-	-	1	1	-	-	-	-
七月 July	-	-	-	-	-	-	-	-	-	-	-	-
八月 Aug.	-	-	-	-	-	-	-	-	-	-	-	-
九月 Sep.	-	-	-	-	-	-	-	-	-	-	-	-
十月 Oct.	-	-	-	-	-	-	-	-	-	-	-	-
十一月 Nov.	-	-	-	-	-	-	-	-	-	-	-	-
十二月 Dec.	-	-	-	-	-	-	-	-	-	-	-	-
不詳 Unknown	-	-	-	-	-	-	-	-	-	-	-	-

註：二名霍亂、一名狂犬病、十二名傷寒、七名副傷寒及一名恙蟲病確定病例為境外移入病例。

Table 5 Number of Reported and Confirmed Cases of Notifiable Diseases,
by Month, Taiwan Area, 2002

Unit:Person

白喉 Diphtheria		流行性 腦脊髓膜炎 Meningococcal meningitis		傷寒 Typhoid fever		副傷寒 Paratyphoid fever		炭疽病 Anthrax		小兒麻痺症 Poliomyelitis		恙蟲病 Scrub typhus	
報告 病例 reported	確定 病例 confirmed	報告 病例 reported	確定 病例 confirmed	報告 病例 reported	確定 病例 confirmed	報告 病例 reported	確定 病例 confirmed	報告 病例 reported	確定 病例 confirmed	報告 病例 reported	確定 病例 confirmed	報告 病例 reported	確定 病例 confirmed
-	-	4	4	68	68	-	-	72	23
-	-	5	5	89	89	-	-	113	52
-	-	10	8	177	42	-	-	231	58
-	-	11	4	218	48	-	-	295	103
-	-	18	9	227	47	-	-	467	140
-	-	26	16	280	68	-	-	601	156
-	-	34	19	283	54	-	-	998	253
-	-	17	12	302	74	5	4	-	-	1,435	321
-	-	21	13	183	49	14	11	-	-	-	-	1,357	302
-	-	34	16	147	43	37	3	-	-	-	-	1,277	270
-	-	80	43	172	59	47	11	-	-	-	-	1,572	235
-	-	81	46	135	54	64	18	-	-	-	-	1,920	237
-	-	11	8	10	1	3	1	-	-	-	-	119	24
-	-	7	7	5	2	1	-	-	-	-	-	75	11
-	-	11	5	5	2	2	1	-	-	-	-	86	7
-	-	14	7	11	4	2	1	-	-	-	-	127	14
-	-	5	-	5	3	7	1	-	-	-	-	162	9
-	-	7	3	27	19	11	2	-	-	-	-	184	15
-	-	4	2	29	13	10	1	-	-	-	-	236	35
-	-	4	2	8	2	6	2	-	-	-	-	221	29
-	-	4	3	12	3	7	3	-	-	-	-	210	23
-	-	5	3	9	3	8	4	-	-	-	-	192	24
-	-	4	2	6	-	3	1	-	-	-	-	168	24
-	-	5	4	8	2	4	1	-	-	-	-	140	22
-	-	-	-	-	-	-	-	-	-	-	-	-	-

Remark: 2 cholera, 1 rabies, 12 typhoid fever, 7 paratyphoid fever, and 1 scrub typhus confirmed cases were imported.

表五 中華民國九十一年臺灣地區法定傳染病統計-月份別 (續)

單位：人

月份別 Month	桿菌性痢疾 Bacillary dysentery		阿米巴性痢疾 Amoebic dysentery		登革熱 Dengue fever		登革出血熱或 登革休克症候群 Dengue hemorrhagic fever / Dengue shock syndrome		瘧疾 Malaria			侵襲性 b型嗜血桿菌 感染症 Haemophilus influenzae type b infection	
	報告 病例 reported	確定 病例 confirmed	報告 病例 reported	確定 病例 confirmed	報告 病例 reported	確定 病例 confirmed	報告 病例 reported	確定 病例 confirmed	報告 病 例 reported	確定病例 confirmed		報告 病例 reported	確定 病例 confirmed
										本土病例 indigenous	境外移入 imported		
民國八十一年 1991	94	94	13	13	804	175	30	-	30
民國八十一年 1992	88	88	28	28	293	23	42	-	42
民國八十二年 1993	272	208	449	380	165	13	36	-	36
民國八十三年 1994	110	61	264	159	1,034	244	35	-	35
民國八十四年 1995	644	563	40	10	1,803	364	5	5	38	-	38
民國八十五年 1996	375	256	73	7	1,078	53	3	3	38	-	38
民國八十六年 1997	495	405	93	21	772	76	1	1	48	-	48
民國八十七年 1998	487	425	83	21	1,353	334	14	14	49	-	49	49	31
民國八十八年 1999	271	210	122	55	1,109	65	4	4	32	-	32	55	31
民國八十九年 2000	380	321	409	322	857	140	1	1	42	-	42	103	45
民國九十年 2001	1,610	1,327	410	303	1,121	270	11	11	29	-	29	112	49
民國九十一年 2002	594	436	412	289	15,221	5,388	242	242	28	-	28	104	41
一月 Jan.	55	42	49	41	66	10	-	-	1	-	1	10	6
二月 Feb.	33	25	27	20	33	3	-	-	2	-	2	14	5
三月 Mar.	26	21	38	22	56	2	-	-	4	-	4	10	5
四月 Apr.	38	26	40	30	115	9	1	1	2	-	2	13	4
五月 May	73	49	25	14	87	7	1	1	4	-	4	12	1
六月 June	101	70	33	18	334	145	4	4	6	-	6	5	4
七月 July	50	30	30	20	1,738	640	13	13	-	-	-	6	3
八月 Aug.	43	33	38	32	3,231	1,083	37	37	4	-	4	7	3
九月 Sep.	54	41	17	13	3,655	1,299	77	77	1	-	1	9	3
十月 Oct.	29	19	41	30	3,066	1,163	48	48	2	-	2	2	1
十一月 Nov.	39	34	32	30	2,035	769	47	47	-	-	-	8	3
十二月 Dec.	53	46	42	19	805	258	14	14	2	-	2	8	3
不詳 Unknown	-	-	-	-	-	-	-	-	-	-	-	-	-

註：二十五名桿菌性痢疾、一百一十四名阿米巴性痢疾、五十二名登革熱、一名登革出血熱及二十八名瘧疾確定病例為境外移入病例。

Table 5 Number of Reported and Confirmed Cases of Notifiable Diseases,
by Month, Taiwan Area, 2002 (Cont.)

Unit: Person

腸道出血性 大腸桿菌感染症 EHEC (Enterohemorrhagic <i>E. coli</i>) infection		腸病毒 感染 併發重症 Enteroviruses infection complicated severe case		結核病 Tuberculosis				日本腦炎 Japanese encephalitis		癩病 Leprosy		麻疹 Measles	
				開放性 肺結核 Open pulmonary tuberculosis		其他 結核 Other tuberculosis							
報告 病例 reported	確定 病例 confirmed	報告 病例 reported	確定 病例 confirmed	報告 病例 reported	確定 病例 confirmed	報告 病例 reported	確定 病例 confirmed	報告 病例 reported	確定 病例 confirmed	報告 病例 reported	確定 病例 confirmed	報告 病例 reported	確定 病例 confirmed
...	257	35	14	14	44	2
...	207	10	17	17	264	-
...	180	11	7	7	71	2
...	214	13	4	4	98	33
...	284	27	10	10	42	-
...	332	21	15	15	47	-
...	342	6	7	7	67	5
...	417	22	7	7	50	9
1	-	108	35	9,358	7,523	5,372	4,821	412	24	3	3	23	-
12	-	456	291	10,100	8,203	8,599	7,564	387	13	4	4	48	5
12	1	618	393	9,305	8,173	9,584	6,313	400	33	2	2	50	9
25	-	315	162	10,225	8,886	15,037	9,127	311	19	7	7	79	24
3	-	14	6	825	722	1,141	818	12	-	-	-	3	-
2	-	11	5	561	495	758	527	14	-	-	-	7	1
2	-	27	14	886	761	1,353	879	18	-	1	1	8	-
1	-	31	16	1,018	904	1,427	871	24	-	-	-	7	2
1	-	37	20	921	815	1,551	948	14	1	-	-	-	-
3	-	31	14	796	686	1,276	765	50	7	1	1	7	2
5	-	32	14	908	791	1,356	827	61	11	1	1	8	1
1	-	25	11	901	780	1,392	805	33	-	-	-	6	4
3	-	25	17	886	751	1,199	687	29	-	2	2	18	13
2	-	35	19	925	791	1,264	729	23	-	-	-	4	1
1	-	24	13	777	674	1,164	654	21	-	2	2	4	-
1	-	23	13	821	716	1,156	617	12	-	-	-	7	-
-	-	-	-	-	-	-	-	-	-	-	-	-	-

Remark: 25 bacillary dysentery, 114 amoebic dysentery, 52 dengue fever, 1 DHF, and 28 malaria confirmed cases were imported.

表五 中華民國九十一年臺灣地區法定傳染病統計—月份別(續)

單位：人

月份別 Month	德國麻疹 Rubella		先天性德國麻疹 症候群 Congenital rubella		百日咳 Pertussis		猩紅熱 Scarlet fever		破傷風 Tetanus		退伍軍人病 Legionellosis	
	報告 病例 reported	確定 病例 confirmed	報告 病例 reported	確定 病例 confirmed	報告 病例 reported	確定 病例 confirmed	報告 病例 reported	確定 病例 confirmed	報告 病例 reported	確定 病例 confirmed	報告 病例 reported	確定 病例 confirmed
民國八十一年 1991	2,809	85	5	5	3	...	15	15	15
民國八十一年 1992	10,945	5	13	13	226	...	34	34	14
民國八十二年 1993	1,409	60	11	11	63	7	74	11	13
民國八十三年 1994	195	6	-	-	51	6	585	219	17	16
民國八十四年 1995	122	2	-	-	86	26	290	105	13	13	515	46
民國八十五年 1996	152	3	-	-	146	15	542	199	14	13	776	44
民國八十六年 1997	112	4	-	-	491	102	537	169	12	11	2,273	245
民國八十七年 1998	64	5	-	-	283	34	575	232	21	18	1,807	20
民國八十八年 1999	31	2	-	-	276	19	419	166	20	5	1,505	22
民國八十九年 2000	93	29	-	-	313	47	924	511	24	-	1,448	63
民國九十年 2001	84	17	3	3	170	6	1,140	568	19	-	1,366	40
民國九十一年 2002	78	4	-	-	203	18	1,655	1,032	15	-	1,693	72
一月 Jan.	4	1	-	-	18	-	167	102	3	-	143	4
二月 Feb.	1	-	-	-	14	1	116	80	-	-	120	5
三月 Mar.	7	-	-	-	15	-	169	126	-	-	130	1
四月 Apr.	10	-	-	-	18	2	212	140	2	-	120	2
五月 May	4	-	-	-	21	2	206	125	2	-	129	4
六月 June	8	-	-	-	18	2	163	107	2	-	113	6
七月 July	7	-	-	-	14	-	128	76	-	-	174	12
八月 Aug.	8	1	-	-	25	-	100	60	-	-	169	10
九月 Sep.	8	1	-	-	14	2	68	30	1	-	121	5
十月 Oct.	12	1	-	-	15	1	95	46	1	-	148	8
十一月 Nov.	4	-	-	-	15	3	99	56	2	-	161	10
十二月 Dec.	5	-	-	-	16	5	132	84	2	-	165	5
不詳 Unknown	-	-	-	-	-	-	-	-	-	-	-	-

註：六名A型急性病毒性肝炎確定病例為境外移入病例。

Table 5 Number of Reported and Confirmed Cases of Notifiable Diseases,
by Month, Taiwan Area, 2002 (Cont.)

Unit:Person

急性病毒性肝炎Acute viral hepatitis											
A型 Type A		B型 Type B		C型 Type C		D型 Type D		E型 Type E		未定型 Unspecified	
報告 病例 reported	確定 病例 confirmed	報告 病例 reported	確定 病例 confirmed	報告 病例 reported	確定 病例 confirmed	報告 病例 reported	確定 病例 confirmed	報告 病例 reported	確定 病例 confirmed	報告 病例 reported	確定 病例 confirmed
40	...	88	61	...
50	...	124	54	...
63	6	138	11	17	2	-	-	-	-	95	...
193	153	258	171	99	84	-	-	2	2	102	-
851	633	321	214	133	105	6	4	2	2	74	-
305	198	427	276	240	85	3	-	-	-	137	1
211	165	585	346	364	-	3	-	2	-	99	-
177	163	576	411	508	2	1	-	-	-	55	-
132	103	533	377	310	4	3	-	2	1	51	-
98	68	335	226	69	4	1	-	1	-	43	-
268	257	367	355	283	152	5	4	1	1	68	-
217	212	419	417	156	156	9	9	13	12	57	-
17	17	33	33	12	12	2	2	-	-	5	-
21	21	29	29	8	8	1	1	-	-	2	-
29	26	24	24	12	12	-	-	1	1	6	-
19	18	38	37	15	15	-	-	2	2	7	-
9	9	39	38	14	14	-	-	-	-	5	-
20	20	45	45	8	8	-	-	3	3	5	-
31	30	28	28	22	22	1	1	-	-	7	-
19	19	39	39	9	9	-	-	-	-	8	-
13	13	45	45	18	18	1	1	-	-	4	-
12	12	37	37	19	19	2	2	4	3	4	-
11	11	32	32	14	14	1	1	2	2	2	-
16	16	30	30	5	5	1	1	1	1	2	-
-	-	-	-	-	-	-	-	-	-	-	-

Remark: 6 type A acute viral hepatitis confirmed cases were imported.

表五 中華民國九十一年臺灣地區法定傳染病統計－月份別(續)
Table 5 Number of Reported and Confirmed Cases of Notifiable Diseases,
by Month, Taiwan Area, 2002 (Cont.)

單位：人

Unit: Person

月份別 Month	腮腺炎 Mumps		水痘 Chickenpox		梅毒 Syphilis		淋病 Gonorrhea		HIV感染 HIV infection		後天免疫 缺乏症候群 AIDS	
	報告 病例 reported	確定 病例 confirmed	報告 病例 reported	確定 病例 confirmed	報告 病例 reported	確定 病例 confirmed	報告 病例 reported	確定 病例 confirmed	報告 病例 reported	確定 病例 confirmed	報告 病例 reported	確定 病例 confirmed
	民國八十一年 1991	358	1,551	1,551	886	886	97	97	18
民國八十一年 1992	2,164	2,847	2,847	632	632	150	150	23	22
民國八十二年 1993	730	11	3,200	3,200	520	520	146	146	36	31
民國八十三年 1994	362	1	3,240	3,240	263	263	216	216	65	65
民國八十四年 1995	181	1	3,054	3,054	175	175	266	266	100	100
民國八十五年 1996	346	-	3,172	3,172	121	121	313	313	162	162
民國八十六年 1997	256	1	3,050	3,050	95	95	385	385	135	135
民國八十七年 1998	270	2	2,407	2,407	91	91	446	446	154	154
民國八十八年 1999	261	1	1,263	-	3,038	3,038	163	163	504	504	170	170
民國八十九年 2000	375	-	5,863	-	3,875	3,875	361	361	560	560	156	156
民國九十年 2001	444	-	5,316	-	4,256	4,256	443	443	684	684	146	146
民國九十一年 2002	664	-	13,070	-	4,182	4,182	838	838	770	770	176	176
一月 Jan.	65	-	1,019	-	383	383	45	45	46	46	4	4
二月 Feb.	32	-	1,018	-	230	230	46	46	32	32	3	3
三月 Mar.	44	-	957	-	399	399	50	50	62	62	18	18
四月 Apr.	57	-	1,111	-	350	350	48	48	86	86	24	24
五月 May	62	-	1,162	-	369	369	74	74	61	61	16	16
六月 June	59	-	1,076	-	396	396	85	85	46	46	15	15
七月 July	70	-	949	-	400	400	86	86	62	62	12	12
八月 Aug.	56	-	966	-	334	334	68	68	77	77	18	18
九月 Sep.	62	-	725	-	340	340	72	72	52	52	14	14
十月 Oct.	60	-	1,066	-	372	372	98	98	82	82	20	20
十一月 Nov.	41	-	1,243	-	309	309	68	68	77	77	16	16
十二月 Dec.	56	-	1,778	-	300	300	98	98	87	87	16	16
不詳 Unknown	-	-	-	-	-	-	-	-	-	-	-	-

註：HIV感染及後天免疫缺乏症候群均不含外國籍病例。

Remark: The number of HIV infection and AIDS did not include the cases of foreign nationality.

表六 中華民國九十一年臺灣地區非法定傳染病統計－月份別
Table 6 Number of Reported and Confirmed Cases of Non-notifiable Diseases,
by Month, Taiwan Area, 2002

單位：人

Unit: Person

月份別 Month	急性無力 肢體麻痺 Acute flaccid paralysis		流行性感 冒併發 重症 Influenza severe case		肉毒桿菌 中毒 Botulism		鉤端 螺旋體病 Leptospirosis		庫賈氏症 Creutzfeldt-Jakob disease	
	報告 病例 reported	確定 病例 confirmed	報告 病例 reported	確定 病例 confirmed	報告 病例 reported	確定 病例 confirmed	報告 病例 reported	確定 病例 confirmed	報告 病例 reported	確定 病例 confirmed
	民國八十一年 1991	-	-	6	-	3
民國八十一年 1992	9	-	3	-	3	3
民國八十二年 1993	9	-	2	-	8	8
民國八十三年 1994	64	50	1	-	9	9
民國八十四年 1995	84	74	3	-	9	9
民國八十五年 1996	86	83	4	-	9	9
民國八十六年 1997	153	141	4	-	7	7
民國八十七年 1998	127	116	-	-	15	15
民國八十八年 1999	74	59	5	2	1	-	9	9
民國八十九年 2000	89	63	22	4	5	-	11	11
民國九十年 2001	111	101	29	7	6	-	10	10
民國九十一年 2002	92	84	18	5	3	-	795	25	12	12
一月 Jan.	1	1	5	2	-	-	...	1	-	-
二月 Feb.	5	4	2	-	-	-	...	1	-	-
三月 Mar.	5	4	4	-	-	-	...	2	-	-
四月 Apr.	10	10	1	1	1	-	...	4	2	2
五月 May	15	14	-	-	-	-	...	3	-	-
六月 June	10	8	2	2	-	-	...	2	2	2
七月 July	8	7	-	-	-	-	...	2	2	2
八月 Aug.	3	2	-	-	-	-	...	-	2	2
九月 Sep.	7	7	-	-	1	-	...	2	1	1
十月 Oct.	14	13	-	-	-	-	...	3	-	-
十一月 Nov.	8	8	-	-	1	-	...	3	2	2
十二月 Dec.	6	6	4	-	-	-	...	2	-	-
不詳 Unknown	-	-	-	-	-	-	...	-	1	1

註：鉤端螺旋體病通報病例無法作月份別分類。

Remark :Leptospirosis reported cases can not be classified by month of onset.

表七 中華民國九十一年臺灣地區法定傳染病診斷日至衛生局收到日之通報時效分析－地區別
 Table 7 Analysis of Time Intervals Between Diagnosis and Reports Received for
 Notifiable Diseases, by Locality, Taiwan Area, 2002

單位：日

Unit: Day

地區別 Locality	九十年 (2001)			九十一年 (2002)						
	個案數 Case no.	平均值 Average	中位數 Median	個案數 Case no.	平均值 Average	中位數 Median	24小時內通報 <=24 hours		大於24小時通報 >24 hours	
							個案數 Case no.	百分率 %	個案數 Case no.	百分率 %
	總計 Total	4,989	0.7	0	10,621	0.6	0	10,091	95.0	530
臺北市 Taipei City	705	0.3	0	830	0.5	0	762	91.8	68	8.2
高雄市 Kaohsiung City	738	1.4	0	4,272	0.5	1	4,169	97.6	103	2.4
臺北縣 Taipei County	259	0.4	0	201	0.6	0	178	88.6	23	11.4
宜蘭縣 Ilan County	423	0.1	0	75	0.1	0	74	98.7	1	1.3
桃園縣 Taoyuan County	348	0.5	0	345	0.5	0	327	94.8	18	5.2
新竹縣 Hsinchu County	113	0.8	0	60	0.6	0	56	93.3	4	6.7
苗栗縣 Miaoli County	28	0.3	0	55	0.6	0	51	92.7	4	7.3
臺中縣 Taichung County	128	0.2	0	160	0.4	0	154	96.3	6	3.8
彰化縣 Changhwa County	179	0.3	0	222	0.3	0	216	97.3	6	2.7
南投縣 Nantou County	215	0.1	1	145	0.1	0	142	97.9	3	2.1
雲林縣 Yunlin County	24	0.0	0	42	0.5	0	40	95.2	2	4.8
嘉義縣 Chiayi County	67	0.3	0	59	0.4	0	57	96.6	2	3.4
臺南縣 Tainan County	135	0.1	0	181	0.2	0	177	97.8	4	2.2
高雄縣 Kaohsiung County	215	0.3	0	1,859	0.7	0	1,741	93.7	118	6.3
屏東縣 Pingtung County	185	3.7	0	1,098	0.9	0	987	89.9	111	10.1
臺東縣 Taitung County	56	0.5	0	64	0.3	0	62	96.9	2	3.1
花蓮縣 Hualien County	533	0.2	0	134	0.7	0	114	85.1	20	14.9
澎湖縣 Penghu County	11	0.0	0	19	0.3	0	18	94.7	1	5.3
基隆市 Keelung City	21	0.1	0	27	0.2	0	27	100.0	-	-
新竹市 Hsinchu City	39	0.8	0	48	0.2	0	46	95.8	2	4.2
臺中市 Taichung City	203	0.2	0	165	0.2	0	162	98.2	3	1.8
嘉義市 Chiayi City	98	7.3	0	69	0.4	0	66	95.7	3	4.3
臺南市 Tainan City	254	0.2	0	483	0.5	0	459	95.0	24	5.0
金門縣 Kinmen County	4	1.8	0	1	1.0	0	1	100.0	-	-
連江縣 Lien-Chiang County	8	0.8	0	7	0.7	0	5	71.4	2	28.6

註：1.分析資料係為法定傳染病通報病例，須於24小時內通報者，但不包括HIV感染及後天免疫缺乏症候群。
 2.91年高雄縣與高雄市發生登革熱大流行，該地區與該項傳染病未列入時效分析。

Remark: 1. Analysis base on diseases which should be notified within 24 hours, but HIV infection and AIDS were not included.

2. The analysis of Dengue fever and Dengue hemorrhagic fever from Kaohsiung city and Kaohsiung county is not included, because of outbreak happening at that area in 2002.

表八 中華民國九十一年臺灣地區法定傳染病衛生局收到日至疾管局收到日之通報時效分析－地區別
 Table 8 Analysis of Time Intervals Between Reports Received from Local Health Bureau to CDC/Taiwan for Notifiable Diseases, by Locality, Taiwan Area, 2002

單位：日

Unit: Day

地區別 Locality	九十年 (2001)			九十一年 (2002)							
	個案數 Case no.	平均值 Average	中位數 Median	個案數 Case no.	平均值 Average	中位數 Median	24小時內通報		大於24小時通報		
							<=24 hours		>24 hours		
							個案數 Case no.	百分率 %	個案數 Case no.	百分率 %	
總計 Total	4,989	0.7	0	10,621	0.0	0	10,568	99.5	53	0.5	
臺北市 Taipei City	705	0.3	0	830	0.1	0	812	97.8	18	2.2	
高雄市 Kaohsiung City	738	1.4	0	4,272	0.0	0	4,269	99.9	3	0.1	
臺北縣 Taipei County	259	0.4	0	201	0.3	0	191	95.0	10	5.0	
宜蘭縣 Ilan County	423	0.1	0	75	0.0	0	75	100.0	-	-	
桃園縣 Taoyuan County	348	0.5	0	345	0.0	0	344	99.7	1	0.3	
新竹縣 Hsinchu County	113	0.8	0	60	0.0	0	60	100.0	-	-	
苗栗縣 Miaoli County	28	0.3	0	55	0.0	0	55	100.0	-	-	
臺中縣 Taichung County	128	0.2	0	160	0.0	0	160	100.0	-	-	
彰化縣 Changhwa County	179	0.3	0	222	0.0	0	221	99.5	1	0.5	
南投縣 Nantou County	215	0.1	0	145	0.0	0	145	100.0	-	-	
雲林縣 Yunlin County	24	0.0	0	42	0.0	0	42	100.0	-	-	
嘉義縣 Chiayi County	67	0.3	0	59	0.0	0	59	100.0	-	-	
臺南縣 Tainan County	135	0.1	0	181	0.0	0	180	99.4	1	0.6	
高雄縣 Kaohsiung County	215	0.3	0	1,859	0.1	0	1,847	99.4	12	0.6	
屏東縣 Pingtung County	185	3.7	0	1,098	0.0	0	1,095	99.7	3	0.3	
臺東縣 Taitung County	56	0.5	0	64	0.0	0	64	100.0	-	-	
花蓮縣 Hualien County	533	0.2	0	134	0.0	0	134	100.0	-	-	
澎湖縣 Penghu County	11	0.0	0	19	0.0	0	19	100.0	-	-	
基隆市 Keelung City	21	0.1	0	27	0.0	0	27	100.0	-	-	
新竹市 Hsinchu City	39	0.8	0	48	0.0	0	48	100.0	-	-	
臺中市 Taichung City	203	0.2	0	165	0.0	0	165	100.0	-	-	
嘉義市 Chiayi City	98	7.3	0	69	0.2	0	68	98.6	1	1.4	
臺南市 Tainan City	254	0.2	0	483	0.1	0	480	99.4	3	0.6	
金門縣 Kinmen County	4	1.8	0	1	0.0	0	1	100.0	-	-	
連江縣 Lien-Chiang County	8	0.8	0	7	0.0	0	7	100.0	-	-	

註：1.分析資料係為法定傳染病通報病例，須於24小時內通報者，但不包括HIV感染及後天免疫缺乏症候群。

2.91年高雄縣與高雄市發生登革熱大流行，該地區與該項傳染病未列入時效分析。

Remark: 1. Analysis base on diseases which should be notified within 24 hours, but HIV infection and AIDS were not included.

2. The analysis of Dengue fever and Dengue hemorrhagic fever from Kaohsiung city and Kaohsiung county is not included, because of outbreak happening at that area in 2002.

表九 中華民國九十一年臺灣地區根除三麻一風計畫病例報告統計－地區別

單位：人

		急性無力肢體麻痺					新生兒破傷風				
		Acute flaccid paralysis					Neonatal tetanus				
		(1)	(2)	(3)	(3-1)	(4)	(1)	(2)	(3)	(3-1)	(4)
總計	Total	90	92	92	100	84	-	-	-	-	-
臺北市	Taipei City	15	14	14	100	14	-	-	-	-	-
高雄市	Kaohsiung City	32	34	34	100	31	-	-	-	-	-
臺北縣	Taipei County	-	1	1	100	1	-	-	-	-	-
宜蘭縣	Ilan County	-	1	1	100	1	-	-	-	-	-
桃園縣	Taoyuan County	-	8	8	100	7	-	-	-	-	-
新竹縣	Hsinchu County	-	-	-	-	-	-	-	-	-	-
苗栗縣	Miaoli County	-	-	-	-	-	-	-	-	-	-
臺中縣	Taichung County	3	-	-	-	-	-	-	-	-	-
彰化縣	Changhwa County	2	3	3	100	3	-	-	-	-	-
南投縣	Nantou County	-	-	-	-	-	-	-	-	-	-
雲林縣	Yunlin County	-	-	-	-	-	-	-	-	-	-
嘉義縣	Chiayi County	-	1	1	100	1	-	-	-	-	-
臺南縣	Tainan County	3	3	3	100	3	-	-	-	-	-
高雄縣	Kaohsiung County	-	6	6	100	6	-	-	-	-	-
屏東縣	Pingtung County	9	8	8	100	7	-	-	-	-	-
臺東縣	Taitung County	1	-	-	-	-	-	-	-	-	-
花蓮縣	Hwalien County	-	2	2	100	1	-	-	-	-	-
澎湖縣	Penghu County	-	-	-	-	-	-	-	-	-	-
基隆市	Keelung City	1	1	1	100	-	-	-	-	-	-
新竹市	Hsinchu City	18	1	1	100	1	-	-	-	-	-
臺中市	Taichung City	4	7	7	100	6	-	-	-	-	-
嘉義市	Chiayi City	1	1	1	100	1	-	-	-	-	-
臺南市	Tainan City	1	1	1	100	1	-	-	-	-	-
金門縣	Kinmen County	-	-	-	-	-	-	-	-	-	-
連江縣	Lien-Chiang County	-	-	-	-	-	-	-	-	-	-
其他	Others	-	-	-	-	-	-	-	-	-	-

註：1. (1)主動監視之報告病例數

(2)傳染病個案報告單之病例數

(3)完成病例調查表之病例數

(3-1)完成病例調查表之百分比

(4)確定病例數〈急性無力肢體麻痺由神經學專科醫師診斷判定，其餘依據實驗診斷〉

2.均依據通報縣市分析

Table 9 Cases of Acute Flaccid Paralysis, Neonatal Tetanus, Congenital Rubella Syndrome, and Measles Eradication Program, by Locality, Taiwan Area, 2002

Unit: Person

先天性德國麻疹症候群 Congenital rubella syndrome					麻疹 Measles					德國麻疹 Rubella				
(1)	(2)	(3)	(3-1)	(4)	(1)	(2)	(3)	(3-1)	(4)	(1)	(2)	(3)	(3-1)	(4)
2	-	-	-	-	45	79	79	100	24	47	78	78	100	4
1	-	-	-	-	15	15	15	100	4	21	21	21	100	1
1	-	-	-	-	3	5	5	100	1	6	13	13	100	-
-	-	-	-	-	-	2	2	100	-	-	2	2	100	-
-	-	-	-	-	-	1	1	100	-	-	1	1	100	-
-	-	-	-	-	2	5	5	100	-	4	8	8	100	-
-	-	-	-	-	-	1	1	100	-	-	2	2	100	-
-	-	-	-	-	-	3	3	100	1	-	1	1	100	-
-	-	-	-	-	12	11	11	100	9	2	4	4	100	-
-	-	-	-	-	-	-	-	-	-	-	-	-	-	-
-	-	-	-	-	2	2	2	100	-	3	3	3	100	1
-	-	-	-	-	1	3	3	100	-	1	1	1	100	-
-	-	-	-	-	-	-	-	-	-	-	-	-	-	-
-	-	-	-	-	-	-	-	-	-	3	2	2	100	-
-	-	-	-	-	-	-	-	-	-	-	-	-	-	-
-	-	-	-	-	3	7	7	100	2	2	4	4	100	-
-	-	-	-	-	-	1	1	100	-	-	-	-	-	-
-	-	-	-	-	-	8	8	100	-	-	1	1	100	-
-	-	-	-	-	-	-	-	-	-	-	1	1	100	-
-	-	-	-	-	1	1	1	100	-	1	1	1	100	-
-	-	-	-	-	6	4	4	100	3	2	4	4	100	1
-	-	-	-	-	-	8	8	100	4	-	6	6	100	1
-	-	-	-	-	-	-	-	-	-	-	-	-	-	-
-	-	-	-	-	-	-	-	-	-	2	2	2	100	-
-	-	-	-	-	-	-	-	-	-	-	-	-	-	-
-	-	-	-	-	-	2	2	100	-	-	1	1	100	-
-	-	-	-	-	-	-	-	-	-	-	-	-	-	-

Remark: 1. (1) Cases from active surveillance
 (2) Cases from passive surveillance
 (3) Investigated cases
 (3-1) Percentage of cases investigated
 (4) Confirmed Cases (only AFP cases were confirmed by neurologists)
 2. All were analyzed by reporting area

表十 臺灣地區歷年傳染病預防接種工作
中華民國八十二年至九十一年

單位：劑

疫苗類別 Vaccine		卡介苗 B.C.G		白喉百日咳破傷風混合疫苗 Diphtheria Pertussis & Tetanus				
		一歲以下 Below one year old	其他 Others	第一劑 1st dose	第二劑 2nd dose	第三劑 3rd dose	第四劑 4th dose	其他 Others
年別 Year								
地區別 Locality								
民國八十二年	1993	412,025	280,656	317,671	311,597	304,835	271,088	4,053
民國八十三年	1994	379,971	217,871	317,094	314,654	312,066	293,125	2,374
民國八十四年	1995	361,762	267,159	315,257	316,152	314,777	298,138	16,696
民國八十五年	1996	338,884	513,615	316,530	315,618	316,572	306,303	9,715
民國八十六年	1997	337,541	155,962	308,019	308,220	305,817	298,751	10,908
民國八十七年	1998	273,639	7,688	258,705	272,429	279,475	296,275	10,289
民國八十八年	1999	285,849	13,336	245,731	241,099	240,866	280,642	5,402
民國八十九年	2000	238,802	11,197	254,563	246,383	242,547	245,109	4,353
民國九十年	2001	237,519	13,043	270,056	284,338	296,830	294,944	4,171
民國九十一年	2002	248,118	114,343	210,022	209,963	218,252	261,031	5,521
臺北市	Taipei City	36,349	2,077	28,639	27,567	27,286	30,526	38
高雄市	Kaohsiung City	18,085	204	7,485	7,839	8,090	11,280	18
臺北縣	Taipei County	25,684	1,855	25,362	22,099	26,789	34,542	3,237
宜蘭縣	Ilan County	4,799	289	5,113	5,190	5,174	5,941	112
桃園縣	Taoyuan County	24,939	1,253	23,371	24,684	25,124	29,624	864
新竹縣	Hsinchu County	5,236	244	7,381	7,633	7,427	8,441	47
苗栗縣	Miaoli County	6,080	-	5,491	5,607	5,530	6,616	-
臺中縣	Taichung County	15,233	599	14,105	14,438	14,909	18,953	438
彰化縣	Changhua County	14,130	189	9,697	10,438	10,883	13,794	130
南投縣	Nantou County	5,800	279	6,043	6,080	6,145	7,020	14
雲林縣	Yunlin County	7,290	208	4,646	4,644	4,829	6,378	58
嘉義縣	Chiayi County	3,969	228	4,027	4,186	4,236	5,409	6
臺南縣	Tainan County	9,805	413	8,977	8,938	11,640	11,312	50
高雄縣	Kaohsiung County	10,862	1,047	11,076	10,907	10,922	13,773	20
屏東縣	Pingtung County	9,593	439	8,041	8,334	8,382	10,075	82
臺東縣	Taitung County	2,433	292	1,981	2,028	2,048	2,433	154
花蓮縣	Hualien County	3,710	239	5,822	5,577	5,631	6,143	215
澎湖縣	Penghu County	859	2	853	896	888	1,090	-
基隆市	Keelung City	3,751	12	3,393	3,462	3,501	4,578	17
新竹市	Hsinchu City	4,918	205	3,987	4,011	4,016	4,958	2
臺中市	Taichung City	18,114	501	17,201	17,927	17,142	18,800	4
嘉義市	Chiayi City	7,296	179	2,568	2,651	2,689	3,127	-
臺南市	Tainan City	8,603	680	4,218	4,251	4,400	5,487	14
金門縣	Kinmen County	538	-	491	516	510	663	1
連江縣	Lien-Chiang County	42	-	54	60	61	68	-

Table10 Immunization in Taiwan Area, 1993 – 2002

Unit : Dose

破傷風減量白喉混合疫苗 Td		小兒麻痺口服疫苗 Oral Poliovirus Vaccine					
國小一年級 First grade of primary school	其他 Others	第一劑 1st dose	第二劑 2nd dose	第三劑 3rd dose	第四劑 4th dose	國小一年級 First grade of primary school	其他 Others
189,856	1,641	317,631	311,601	304,832	271,099	206,668	150,037
424,149	3,134	316,578	313,973	311,547	293,310	408,714	6,086
298,395	16,598	315,197	316,037	314,961	298,180	300,973	36,108
309,034	15,496	316,459	315,377	315,968	306,143	308,111	32,303
310,449	10,037	307,839	308,107	305,783	298,664	310,286	31,748
327,556	9,436	259,125	273,248	280,023	296,572	326,762	26,327
311,352	7,466	247,381	243,272	242,823	281,777	309,793	16,813
298,896	6,055	257,294	248,976	245,057	246,584	298,727	13,184
313,166	3,708	272,101	285,880	298,667	304,755	316,867	9,080
291,348	4,055	210,758	213,837	215,362	260,281	286,938	7,463
31,120	588	28,639	27,566	27,283	30,531	30,916	876
20,402	140	7,457	7,813	8,089	11,289	20,542	327
36,638	1,624	25,313	26,086	26,776	34,500	33,411	2,152
6,519	62	5,113	5,190	5,174	5,941	6,519	317
32,050	254	24,261	24,678	25,123	29,632	32,134	634
7,311	45	7,380	7,637	7,046	7,690	6,916	185
7,721	-	5,491	5,607	5,530	6,616	7,721	-
19,174	88	14,105	14,438	14,909	18,953	18,667	154
18,567	65	9,697	10,438	10,883	13,797	18,564	322
7,216	5	6,045	6,085	6,152	7,021	7,214	11
9,243	16	4,655	4,655	4,835	6,380	9,244	94
6,637	43	4,033	4,190	4,240	5,412	6,637	48
9,796	181	8,979	8,940	9,062	11,314	9,796	407
16,303	35	11,082	10,913	10,930	13,778	16,303	118
12,226	377	7,954	8,297	8,347	10,084	12,283	415
3,034	360	1,982	2,028	2,048	2,433	3,034	840
2,288	6	5,816	5,564	5,638	6,133	1,873	209
1,029	2	860	899	889	1,090	1,029	1
5,664	38	3,394	3,463	3,501	4,581	5,663	91
7,666	24	3,982	3,969	4,091	4,948	7,663	39
15,291	24	17,188	17,901	17,131	18,810	15,290	38
4,316	32	2,565	2,646	2,687	3,121	4,356	80
10,343	46	4,216	4,255	4,416	5,492	10,369	105
699	-	497	519	521	667	699	-
95	-	54	60	61	68	95	-

表十 臺灣地區歷年傳染病預防接種工作(續)
中華民國八十二年至九十一年

單位：劑

疫苗類別 Vaccine 年別 Year 地區別 Locality		麻疹疫苗		德國麻疹疫苗		麻疹、腮腺炎、德國麻疹、混合疫苗			日本腦炎疫苗				
		Measles		Rubella		M. M. R.			Japanese Encephalitis				
		單一劑	其他	育齡婦女	其他	單一劑	其他	育齡婦女	第一劑	第二劑	第三劑	其他	國小一年級
		Single dose	Others	Child-bearing women	Others	Single dose	Others	Child-bearing women	1st dose	2nd dose	3rd dose	Others	First grade of primary school
民國八十二年	1993	282,414	-	106,683	1,402	312,466	1,157,712	...	322,366	316,362	301,371	5,352	310,917
民國八十三年	1994	283,496	17	59,859	15,464	318,772	623,513	...	315,271	304,567	281,730	9,752	302,090
民國八十四年	1995	283,122	324	35,279	2,923	310,993	164,095	...	326,817	318,604	286,460	74,709	310,933
民國八十五年	1996	285,099	146	27,047	584	309,178	141,847	...	310,428	304,925	291,749	64,915	291,699
民國八十六年	1997	283,811	210	22,050	16	305,983	69,166	...	332,061	324,785	298,679	59,197	322,630
民國八十七年	1998	277,001	1,208	20,192	596	305,066	30,204	...	340,341	331,089	307,181	97,784	316,626
民國八十八年	1999	230,959	75	14,260	2,077	272,927	10,051	...	328,122	323,947	306,281	83,963	340,699
民國八十九年	2000	246,660	91	20,971	142	260,612	7,273	...	283,237	273,905	313,465	76,195	343,872
民國九十年	2001	303,708	232	59,402	484	289,665	5,093	24,758	302,960	296,233	275,565	58,116	270,813
民國九十一年	2002	219,856	2,223	-	-	262,065	891,007	51,449	281,148	279,899	264,827	22,852	296,263
臺北市	Taipei City	29,439	-	-	-	34,050	101,845	3,802	34,209	31,218	30,392	1,087	30,266
高雄市	Kaohsiung City	8,064	-	-	-	10,634	61,584	2,742	12,295	12,053	12,224	2,136	20,479
臺北縣	Taipei County	27,547	2,190	-	-	33,126	116,522	5,342	39,297	38,768	37,624	1,167	40,790
宜蘭縣	Ilan County	5,231	-	-	-	6,109	20,026	386	6,739	6,527	6,841	-	6,538
桃園縣	Taoyuan County	24,575	-	-	-	29,165	88,939	6,963	32,968	32,268	29,683	7,249	30,931
新竹縣	Hsinchu County	7,216	-	-	-	7,915	19,219	1,034	9,200	8,956	7,695	148	7,322
苗栗縣	Miaoli County	6,085	-	-	-	6,879	23,740	1,162	7,542	7,447	7,040	-	7,928
臺中縣	Taichung County	16,169	-	-	-	18,743	73,999	5,295	16,578	16,211	16,119	577	19,967
彰化縣	Changhua County	11,393	-	-	-	13,331	54,377	2,019	15,145	14,927	14,761	1,016	19,022
南投縣	Nantou County	6,172	-	-	-	6,930	18,602	952	7,367	7,248	7,218	150	7,325
雲林縣	Yunlin County	5,234	-	-	-	6,158	27,331	2,371	6,710	6,727	7,053	1,522	9,484
嘉義縣	Chiayi County	4,448	-	-	-	5,230	19,404	2,526	5,859	5,847	5,438	225	6,623
臺南縣	Tainan County	9,262	-	-	-	10,904	42,366	2,580	12,213	11,962	11,663	602	14,696
高雄縣	Kaohsiung County	11,005	-	-	-	13,592	50,286	2,839	15,740	15,176	14,237	430	16,607
屏東縣	Pingtung County	7,858	-	-	-	9,642	37,402	2,034	11,235	10,917	10,408	1,330	12,372
臺東縣	Taitung County	2,078	-	-	-	2,448	9,427	591	2,768	2,681	2,649	679	3,298
花蓮縣	Hualien County	5,749	32	-	-	8,087	9,425	253	5,223	6,583	5,091	176	2,060
澎湖縣	Penghu County	936	-	-	-	1,066	3,473	240	1,194	1,173	1,096	3	929
基隆市	Keelung City	3,430	-	-	-	4,412	16,182	1,164	5,151	5,064	4,904	1,135	5,382
新竹市	Hsinchu City	3,131	-	-	-	3,756	14,392	428	4,983	5,407	4,926	10	2,775
臺中市	Taichung City	16,984	1	-	-	20,469	34,605	1,618	18,361	22,579	16,978	254	16,400
嘉義市	Chiayi City	2,660	-	-	-	3,122	8,146	922	3,419	3,320	3,455	37	2,138
臺南市	Tainan City	4,592	-	-	-	5,551	30,046	4,068	6,082	5,973	6,684	2,917	12,153
金門縣	Kinmen County	545	-	-	-	671	9,456	118	796	792	572	2	685
連江縣	Lien-Chiang County	53	-	-	-	75	213	-	74	75	76	-	93

註：育齡婦女自90年7月1日起改接種MMR

Table 10 Immunization in Taiwan Area, 1993–2002 (Cont.)

Unit: Dose

A型肝炎疫苗 Hepatitis A				B型肝炎 免疫球蛋白	B型肝炎疫苗 Hepatitis B			
第一劑 1st dose	第二劑 2nd dose	第三劑 3rd dose	其他 Others	單一劑 Single dose	第一劑 1st dose	第二劑 2nd dose	第三劑 3rd dose	其他 Others
...	15,119	596,845	457,162	295,957	141,968
...	14,083	627,464	733,088	583,153	68,624
...	13,734	341,467	374,840	617,463	18,839
...	13,741	327,678	323,563	324,943	11,322
...	13,482	328,646	326,775	325,004	9,912
...	10,304	272,753	275,125	300,986	6,971
...	10,525	284,165	277,896	267,539	2,152
...	11,157	305,378	297,181	278,826	678
4,883	4,082	41	569	8,323	269,674	274,920	306,344	7,516
8,196	7,315	151	19,429	6,169	183,315	204,390	217,308	7,753
-	-	-	-	1,000	37,024	32,901	29,245	10
-	-	-	-	242	5,825	7,465	8,359	289
45	45	-	15	687	18,409	24,094	27,175	4,749
201	216	-	7	174	4,672	5,058	5,060	63
200	219	-	47	674	20,208	17,017	22,958	417
210	220	-	31	322	9,315	7,269	7,104	179
95	71	-	-	119	3,525	5,335	5,688	-
208	289	29	159	298	8,847	13,008	15,033	441
-	-	-	-	370	9,957	11,454	12,825	148
249	259	-	-	211	5,122	6,037	6,162	28
-	-	-	-	89	2,285	4,175	5,000	23
102	107	-	12	93	2,188	3,792	4,256	59
-	-	-	-	63	6,870	9,161	9,243	168
150	183	1	46	352	9,291	11,678	11,282	201
738	849	111	34	83	4,872	8,076	8,870	311
769	811	-	836	70	1,333	1,893	2,116	163
2,331	2,276	10	66	153	4,193	4,327	4,402	151
-	-	-	-	49	914	914	958	20
-	-	-	1	96	3,216	3,353	3,487	139
-	-	-	-	103	5,173	3,918	4,064	4
-	-	-	1	757	15,091	16,220	16,302	36
3	3	-	2	59	2,118	2,559	2,739	85
-	-	-	-	84	2,461	4,162	4,397	69
2,047	928	-	18,172	20	399	480	526	-
848	839	-	-	1	7	44	57	-

Remark: Child-bearing women were vaccinated with MMR since July 1, 2001.

表十一 臺灣地區各縣（市）各項疫苗接種完成率統計

單位：劑

疫苗名稱	Vaccines	白喉百日咳破傷風混合疫苗 (DPT)			白喉百日咳破傷風混合疫苗 (DPT)		
出生世代	Birth cohort	90年出生 (2001)			89年出生 (2000)		
劑次	Dose	第三劑 (3rd dose)			第四劑 (4th dose)		
縣(市)別	Locality	應接種數	接種數	接種率%	應接種數	接種數	接種率%
		Target population	Vaccinated population	Vaccination coverage	Target population	Vaccinated population	Vaccination coverage
合計	Total	254,582	243,670	95.71	300,982	277,615	92.23
臺北市	Taipei City	27,389	24,919	90.98	34,691	30,802	88.79
高雄市	Kaohsiung City	14,583	14,049	96.34	18,455	17,612	95.43
臺北縣	Taipei County	37,744	36,212	95.94	44,319	42,045	94.87
宜蘭縣	Ilan County	5,332	5,153	96.60	6,105	5,836	95.60
桃園縣	Taoyuan County	23,461	22,314	95.11	27,648	25,445	92.03
新竹縣	Hsinchu County	6,546	6,004	91.72	7,313	6,577	89.94
苗栗縣	Miaoli County	6,763	6,312	93.30	7,540	6,779	89.90
臺中縣	Taichung County	18,808	18,281	97.20	21,729	20,719	95.35
彰化縣	Changhwa County	16,174	15,283	94.50	18,545	17,363	93.60
南投縣	Nantou County	6,493	6,294	96.94	7,090	6,748	95.18
雲林縣	Yunlin County	9,473	9,370	98.91	10,841	10,578	97.57
嘉義縣	Chiayi County	7,162	6,929	96.74	8,378	7,989	95.35
臺南縣	Tainan County	11,866	11,534	97.20	14,125	13,523	95.74
高雄縣	Kaohsiung County	13,900	12,622	91.09	16,700	14,463	86.60
屏東縣	Pingtung County	10,374	9,464	91.23	11,896	10,325	86.79
臺東縣	Taitung County	2,788	2,490	89.30	3,161	2,663	84.20
花蓮縣	Hualien County	4,084	3,429	83.96	4,603	3,533	76.75
澎湖縣	Penghu County	1,104	1,067	96.65	1,245	1,155	92.77
基隆市	Keelung City	3,815	3,530	92.50	4,743	4,340	91.50
新竹市	Hsinchu City	4,749	4,578	96.40	5,110	4,529	88.60
臺中市	Taichung City	11,225	10,791	96.13	13,816	13,072	94.61
嘉義市	Chiayi City	2,663	2,435	91.02	3,369	2,801	83.14
臺南市	Tainan City	7,264	6,829	94.01	8,636	7,847	90.86
金門縣	Kinmen County	725	689	95.03	825	777	94.18
連江縣	Lien-Chiang County	97	92	94.90	99	94	95.00

Table 11 Vaccination Coverage in Percent with Individual Vaccines by Birth Cohorts of 2000 and 2001 by Locality in Taiwan Area

Unit : Dose

口服小兒麻痺疫苗 (OPV)			口服小兒麻痺疫苗 (OPV)			麻疹、腮腺炎、 德國麻疹混合疫苗 (MMR)		
90年出生 (2001)			89年出生 (2000)			89年出生 (2000)		
第三劑 (3rd dose)			第四劑 (4th dose)			單一劑 (single dose)		
應接種數	接種數	接種率%	應接種數	接種數	接種率%	應接種數	接種數	接種率%
Target population	Vaccinated population	Vaccination coverage	Target population	Vaccinated population	Vaccination coverage	Target population	Vaccinated population	Vaccination coverage
254,582	243,636	95.70	301,226	277,659	92.18	296,648	283,751	95.65
27,389	24,920	90.99	34,691	30,767	88.69	34,691	31,482	90.75
14,583	14,039	96.27	18,455	17,602	95.38	18,455	18,020	97.64
37,744	36,210	95.88	44,319	42,024	94.82	44,319	43,207	97.49
5,332	5,153	96.60	6,105	5,836	95.60	6,105	5,984	98.00
23,461	22,309	95.09	27,648	25,436	92.00	27,648	26,454	95.68
6,546	6,001	91.67	7,313	6,570	89.84	7,313	6,960	95.17
6,763	6,312	93.30	7,540	6,779	89.90	7,540	7,238	96.00
18,808	18,284	97.21	21,729	20,730	95.40	22,673	22,088	97.42
16,174	15,283	94.50	18,545	17,363	93.60	18,545	17,930	96.70
6,493	6,294	96.94	7,090	6,750	95.20	7,090	6,927	97.70
9,473	9,370	98.91	10,841	10,578	97.57	10,841	10,743	99.10
7,162	6,928	96.73	8,378	7,989	95.35	8,378	8,148	97.25
11,866	11,534	97.20	14,125	13,523	95.74	14,225	13,917	97.83
13,900	12,664	91.11	16,700	14,464	86.61	16,700	15,468	92.62
10,374	9,443	91.03	11,896	10,285	86.46	7,557	7,212	95.43
2,788	2,490	89.30	3,161	2,663	84.20	3,161	2,910	92.10
4,084	3,423	83.81	4,603	3,515	76.36	4,603	3,910	84.94
1,104	1,066	96.56	1,251	1,155	92.33	1,245	1,214	97.51
3,815	3,529	92.50	4,743	4,339	91.50	4,743	4,541	95.70
4,749	4,556	95.90	5,348	4,719	88.20	4,080	3,918	96.00
11,225	10,788	96.11	13,816	13,066	94.57	13,816	13,309	96.33
2,663	2,432	91.30	3,369	2,793	82.90	3,369	3,018	89.60
7,264	6,827	93.98	8,636	7,842	90.81	8,636	8,273	95.80
725	689	95.03	825	777	94.18	825	792	96.00
97	92	94.90	99	94	95.00	90	88	98.00

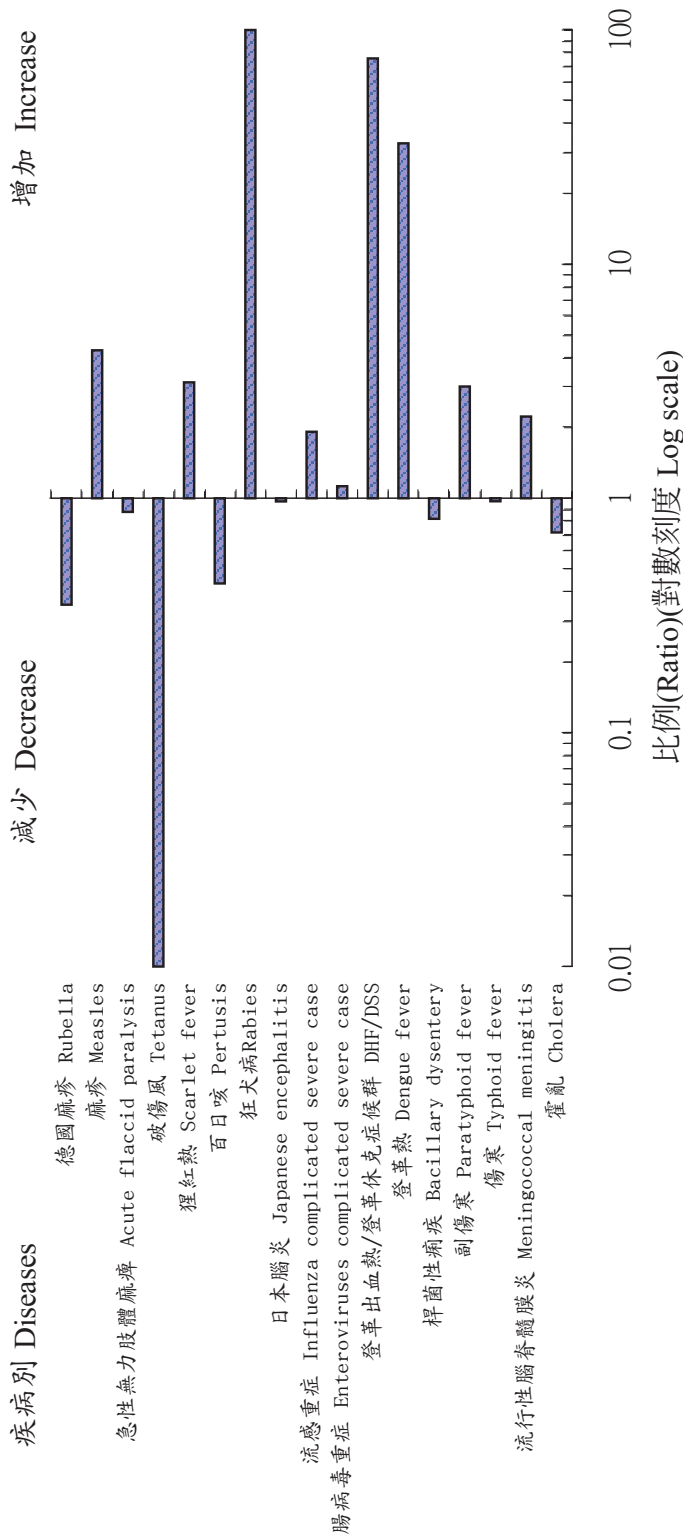
表十一 臺灣地區各縣（市）各項疫苗接種完成率統計(續)

Table 11 Vaccination Coverage in Percent with Individual Vaccines by Birth Cohorts of 2000 and 2001 by Locality in Taiwan Area (Cont.)

單位：劑

Unit : Dose

疫苗名稱 Vaccines		B型肝炎疫苗 (Hepatitis B)						麻疹疫苗 (Measles)		
出生世代 Birth cohort		90年出生 (2001)			89年出生 (2000)			90年出生 (2001)		
劑次 Dose		第二劑 (2nd dose)			第三劑 (3rd dose)			單一劑 (single dose)		
縣(市)別 Locality		應接種數	接種數	接種率%	應接種數	接種數	接種率%	應接種數	接種數	接種率%
		Target population	Vaccinated population	Vaccination coverage	Target population	Vaccinated population	Vaccination coverage	Target population	Vaccinated population	Vaccination coverage
合計	Total	254,582	245,977	96.62	301,319	291,820	96.85	254,358	232,794	91.52
臺北市	Taipei City	27,389	25,445	92.90	34,691	32,130	92.62	27,389	24,279	88.65
高雄市	Kaohsiung City	14,583	14,323	98.22	18,455	18,121	98.19	14,583	13,499	92.57
臺北縣	Taipei County	37,744	36,791	97.48	44,319	43,531	98.22	37,744	35,307	93.54
宜蘭縣	Ilan County	5,332	5,204	97.60	6,105	6,019	98.60	5,332	5,001	93.80
桃園縣	Taoyuan County	23,461	22,786	97.12	27,648	26,797	96.92	23,461	21,353	91.01
新竹縣	Hsinchu County	6,546	6,253	95.52	7,313	7,052	96.43	6,546	5,810	88.76
苗栗縣	Miaoli County	6,763	6,523	96.50	7,540	7,373	97.80	6,763	6,072	90.00
臺中縣	Taichung County	18,808	18,572	98.75	21,729	21,400	98.49	19,646	18,829	95.84
彰化縣	Changhwa County	16,174	15,711	97.10	18,545	18,156	97.90	16,174	14,846	91.80
南投縣	Nantou County	6,493	6,415	98.80	7,090	7,024	99.07	6,493	6,130	94.41
雲林縣	Yunlin County	9,473	9,436	99.61	10,841	10,787	99.50	9,473	9,279	97.95
嘉義縣	Chiayi County	7,162	7,065	98.64	8,378	8,267	98.67	7,162	6,763	94.42
臺南縣	Tainan County	11,866	11,626	97.98	14,225	13,975	98.24	11,866	11,303	95.26
高雄縣	Kaohsiung County	13,900	13,208	95.02	16,700	16,037	96.03	13,900	12,070	86.83
屏東縣	Pingtung County	10,374	9,657	93.09	11,896	11,300	94.99	10,374	8,907	85.86
臺東縣	Taitung County	2,788	2,618	93.90	3,160	2,996	94.81	2,788	2,387	85.60
花蓮縣	Hualien County	4,084	3,684	90.21	4,603	4,058	88.16	4,084	3,201	78.38
澎湖縣	Penghu County	1,104	1,089	98.64	1,245	1,219	97.91	1,104	1,047	94.84
基隆市	Keelung City	3,815	3,691	96.70	4,743	4,587	96.70	3,797	3,327	87.60
新竹市	Hsinchu City	4,749	4,712	99.20	5,348	5,260	98.40	3,715	3,363	90.50
臺中市	Taichung City	11,225	10,835	96.53	13,816	13,348	96.61	11,225	10,459	93.18
嘉義市	Chiayi City	2,663	2,523	94.70	3,369	3,177	94.30	2,663	2,307	86.60
臺南市	Tainan City	7,264	7,009	96.49	8,636	8,303	96.14	7,264	6,503	89.52
金門縣	Kinmen County	725	706	97.38	825	805	97.58	725	670	92.41
連江縣	Lien-Chiang County	97	95	98.00	99	98	99.00	87	82	94.30

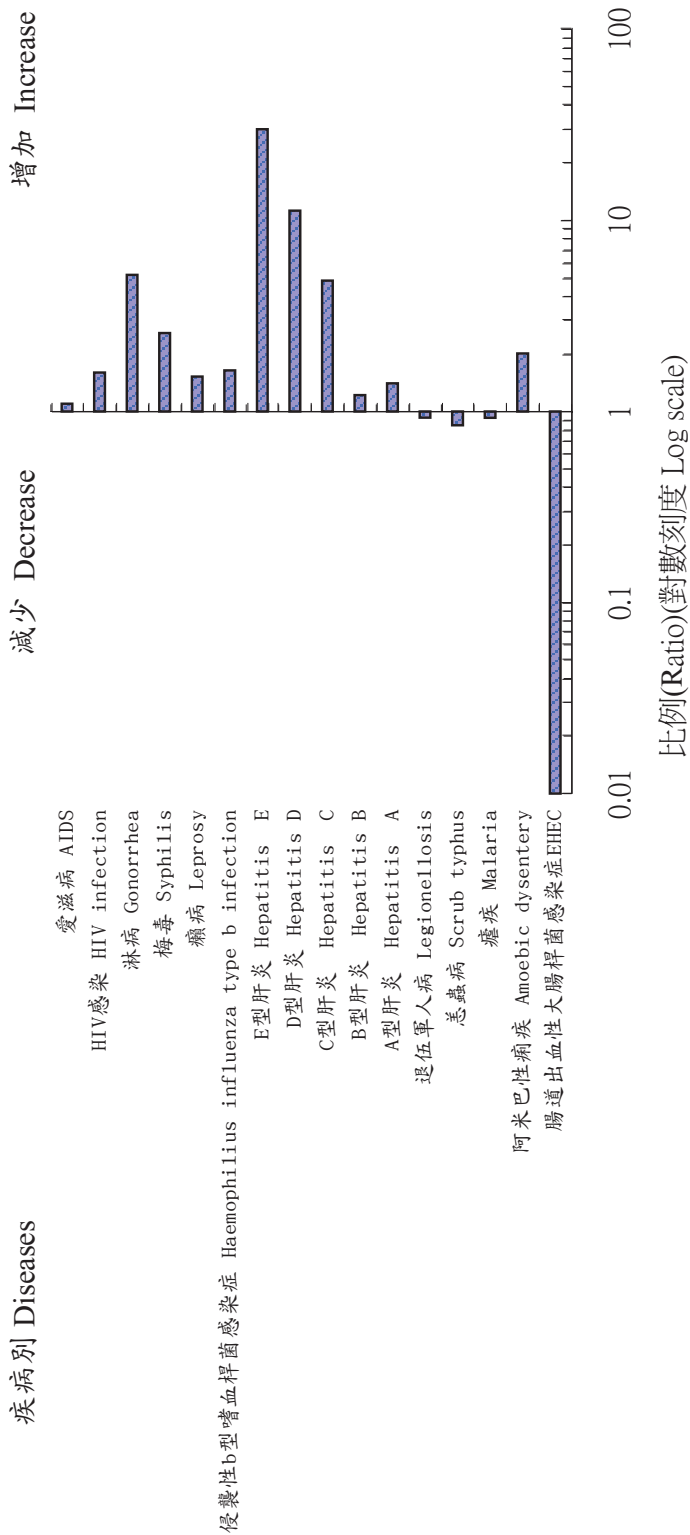


註：1.分析基準：確定病例及發病年。
 2.係本年總案數(分子)與過去五年總案數平均值(分母)之比值。
 3.分母為0，分子不為0時，內設值為100；分子為0時，分母不為0，內設值為0.01。

Note : 1. Analysis base: confirmed cases and onset date.
 2. Ratio of 2000 total to mean of the past 5 years totals.
 3. The default value is 100, when denominator is zero and numerator is reversely, the default value is 0.01.

圖一 中華民國九十一年與過去五年法定傳染病確定病例比較分析圖

Figure 1 Comparison of 2002 total confirmed cases of notifiable disease with historical data Taiwan area



註：1.分析基準：確定病例及發病年。
 2.係本年總案數(分子)與過去五年總案數平均(分母)之比值。
 3.分母為0，分子不為0時，內設值為0.01。分子不為0，分母不為0時，內設值為0.01。

Note : 1. Analysis base: confirmed cases and onset date.
 2. Ratio of 2000 total to mean of the past 5 years totals.
 3. The default value is 100, when denominator is zero and numerator is reversely, the default value is 0.01.

圖一 中華民國九十一年與過去五年法定傳染病確定病例比較分析圖 (續)

Figure 1 Comparison of 2002 total confirmed cases of notifiable disease with historical data Taiwan

Appendix

Appendix 1

List of Information Providers

Center for Disease Control, Department of Health, Executive Yuan
Lo-Sheng Sanatorium, Department of Health, Executive Yuan
Department of Health, Taipei City Government
Department of Health, Kaohsiung City Government
Keelung City Health Bureau
Hsinchu City Health Bureau
Taichung City Health Bureau
Chiayi City Health Bureau
Tainan City Health Bureau
Taipei County Government Health Bureau
Taoyuan County Government Health Bureau
Yilan County Government Health Bureau
Nantou County Government Health Bureau
Kaohsiung County Government Health Bureau
Taitung County Health Bureau
Hsinchu County Health Bureau
Miaoli County Health Bureau
Taichung County Health Bureau
Changhua County Health Bureau
Yunlin County Health Bureau
Chiayi County Health Bureau
Tainan County Health Bureau
Pingtung County Health Bureau
Hualien County Health Bureau
Penghu County Health Bureau
Kinmen County Health Bureau
Matsu Health Bureau
Hospital for Chronic Diseases, Taipei City Government
Center for Chronic Diseases, Kaohsiung City Government

Appendix 2

Regulations for Notifiable and Other Diseases

Category	Diseases	Reported Within	Mandatory Isolation	Legal Basis ⁽¹⁾
I	Cholera, Plague, Yellow fever, Rabies, Ebola hemorrhagic fever	1 hour	yes	1
II	Typhus fever, Diphtheria, Meningococcal meningitis, Typhoid fever, Paratyphoid fever, Anthrax, Poliomyelitis, Bacillary dysentery, Amoebic dysentery, Open pulmonary tuberculosis	24 hours	yes	1
III (Group A)	Dengue fever, Dengue hemorrhagic fever / Dengue shock syndrome, Malaria, Acute viral Hepatitis A, EHEC, Enteroviruses infection complicated severe case, Hanta hemorrhagic fever ⁽²⁾ , Hanta viral pulmonary disease	24 hours	no	1
III (Group B)	Pulmonary tuberculosis (except open pulmonary tuberculosis), Japanese encephalitis, Leprosy, Rubella, Congenital rubella syndrome, Pertussis, Scarlet fever, Tetanus, Scrub typhus, Acute viral hepatitis (except hepatitis A), Mumps, Chickenpox, Legionellosis, Haemophilus influenzae type b infection, Syphilis, Gonorrhoea, Influenza	one week	no	1
Others	HIV infection, AIDS	24 hours	yes	2
	Acute flaccid paralysis	24 hours	no	3
	Botulism	none	none	4
	Influenza severe case	one week	no	5

Notes ⁽¹⁾: 1. Announced on June 23, 1999, in the Communicable Disease Control Act.

2. Amended and announced on December 17, 1990, in the AIDS Control Act.

3. Official letter of the Department of Health, the Executive Yuan, under Wei-Shu-Fang No. 83004564, on January 26, 1994.

4. Official letter of the Department of Health, the Executive Yuan, under Wei-Shu-Fang No. 742051, on June 21, 1988.

5. Official letter of the Department of Health, the Executive Yuan, under Wei-Shu-Chi-Kuan-Chi No. 89000616, on January 18, 2000.

Note ⁽²⁾: Hanta viral hemorrhagic fever and Hanta viral pulmonary syndrome were announced Category III (Group A) notifiable diseases on December 2, 2001.

Appendix 3

Case Reporting Form for Notifiable Diseases

請保護病人隱私權

醫院資料	醫院/診所											院所代碼					電話				
	診斷醫師			院所地址	縣市		鄉鎮市區		街路		段巷		號								

一、疾病簡單通報表

疾病資料	<input type="checkbox"/> 水痘(052)	<input type="checkbox"/> 腮腺炎(072)						
患者姓名/病歷號碼	性別	<input type="checkbox"/> 男 <input type="checkbox"/> 女	出生日	年	月	日		
	發病日	年	月	日	診斷日	年	月	日
	居住地區	縣/市			鄉鎮/市區			

二、疾病(非上表所列)詳細通報表

1 患者姓名	性別	<input type="checkbox"/> 男 <input type="checkbox"/> 女	出生日期	年	月	日	身分證字號					護照號碼				
	國籍	<input type="checkbox"/> 本國 <input type="checkbox"/> 其他	電話					婚姻狀況	<input type="checkbox"/> 未婚 <input type="checkbox"/> 已婚 <input type="checkbox"/> 喪偶 <input type="checkbox"/> 離婚							
2 病歷與日期	居住地址	縣	鄉鎮	村	街	段	弄	樓	職業							
	病歷號碼	發病日期		年	月	日	診斷日期		年	月	日					
3 疾病資料	主要症狀															
	住院情況	<input type="checkbox"/> 是 <input type="checkbox"/> 否 <input type="checkbox"/> 轉院	轉至	院所				檢體採檢	<input type="checkbox"/> 有 <input type="checkbox"/> 否	死亡日期	年	月	日			
4 備註	報告日期	年	月	日	衛生局收到日	年	月	日	疾病管制局收到日	年	月	日				
	第一類傳染病 <input type="checkbox"/> 霍亂(001) <input type="checkbox"/> 鼠疫(020) <input type="checkbox"/> 黃熱病(060) <input type="checkbox"/> 狂犬病(071) <input type="checkbox"/> 伊波拉病毒出血熱(0788) 第二類傳染病 <input type="checkbox"/> 白喉(032) <input type="checkbox"/> 炭疽病(022) <input type="checkbox"/> 流行性腦脊髓膜炎(0360) <input type="checkbox"/> 傷寒(002) <input type="checkbox"/> 副傷寒(002a) <input type="checkbox"/> 桿菌性痢疾(004) <input type="checkbox"/> 阿米巴性痢疾(006) 開放性肺結核 <input type="checkbox"/> 原發性結核感染肺結核病 (010a) <input type="checkbox"/> 肺結核病 (011a) <input type="checkbox"/> 其他呼吸道結核病(012a) <input type="checkbox"/> 粟粒狀結核病(018a) <input type="checkbox"/> 流行性斑疹傷寒(080) <input type="checkbox"/> 小兒麻痺症(045) <input type="checkbox"/> 急性無力肢體麻痺(045a) 第三類傳染病 <input type="checkbox"/> 瘧疾(084) <input type="checkbox"/> 流感重症(487a) <input type="checkbox"/> 漢他病毒出血熱(0786) <input type="checkbox"/> 漢他病毒肺症候群(4808) 結核病 (除開放性肺結核外) <input type="checkbox"/> 原發性結核感染 (010) <input type="checkbox"/> 肺結核病 (011) <input type="checkbox"/> 其他呼吸道結核病(012) <input type="checkbox"/> 腦膜及中樞神經系統結核病 (013) <input type="checkbox"/> 腸、腹膜及腸繫膜淋巴腺結核病 (014) <input type="checkbox"/> 骨及關節結核病(015) <input type="checkbox"/> 生殖及泌尿系統結核病 (016) <input type="checkbox"/> 其他器官結核病(017) <input type="checkbox"/> 粟粒狀結核病(018) <input type="checkbox"/> 猩紅熱(0341) <input type="checkbox"/> 癩病(030) <input type="checkbox"/> 破傷風(037) <input type="checkbox"/> 百日咳(033) <input type="checkbox"/> 新生兒破傷風(7713) <input type="checkbox"/> 淋病(098) <input type="checkbox"/> 侵襲性b型嗜血桿菌感染症(3200) <input type="checkbox"/> 退伍軍人病(4828) <input type="checkbox"/> 梅毒(090) <input type="checkbox"/> 登革熱(061) <input type="checkbox"/> 麻疹(055) <input type="checkbox"/> 登革出血熱/登革休克症候群(0654) <input type="checkbox"/> 腸道出血性大腸桿菌感染症(0080) <input type="checkbox"/> 腸病毒併發重症(0749) 急性病毒性肝炎 <input type="checkbox"/> A型(0701) <input type="checkbox"/> B型(0703) <input type="checkbox"/> C型(0705) <input type="checkbox"/> D型(070d) <input type="checkbox"/> E型(070e) <input type="checkbox"/> 未定型(070x) <input type="checkbox"/> 日本腦炎(0620) <input type="checkbox"/> 德國麻疹(056) <input type="checkbox"/> 先天德國麻疹症候群(7710) <input type="checkbox"/> 恙蟲病(0812) 第四類傳染病：其他傳染病或新感染症 <input type="checkbox"/> 其他(0000) <input type="checkbox"/> HIV感染(044) <input type="checkbox"/> 後天免疫缺乏症候群(042) <input type="checkbox"/> 肉毒桿菌中毒(0051) <input type="checkbox"/> 庫賈氏病(0461) <input type="checkbox"/> 鉤端螺旋體(100) <input type="checkbox"/> 萊姆病(1048) <input type="checkbox"/> 類鼻疽(025)															
1.結核病： <input type="checkbox"/> 抗酸菌塗片： <input type="checkbox"/> 陽性 <input type="checkbox"/> 陰性 <input type="checkbox"/> 未驗 <input type="checkbox"/> 已驗未出，檢驗時間____年____月____日 <input type="checkbox"/> 結核菌培養： <input type="checkbox"/> 陽性 <input type="checkbox"/> 陰性 <input type="checkbox"/> 未驗 <input type="checkbox"/> 已驗未出，檢驗時間____年____月____日 <input type="checkbox"/> 典型結核病理報告，檢查時間____年____月____日， <input type="checkbox"/> 有肋膜積水 <input type="checkbox"/> 胸部或其他X光檢查： <input type="checkbox"/> 正常 <input type="checkbox"/> 無空洞 <input type="checkbox"/> 有空洞，檢查時間____年____月____日； 2.HIV/AIDS 請註明感染危險因子： 3.自行檢驗結果：																

一、二聯：第一聯衛生局留存
 ※傳染病突發流行或屬重要之傳染病(紅、藍色印刷者)，請先打電話或傳真通知當地衛生局，並填寄此報告單。
 紅色者需立即通報；藍色者為2小時內通報；黑色者為一週內通報。

以下為衛生單位填寫

承辦(代填)人簽章	科(課)長簽章
-----------	---------

限時專送

廣告回信

市 鄉鎮
縣 市區 路(街)

段 巷 弄 號 樓 緘

○○○衛生局第一課(科) (疾病管制課) 收

○○縣/市○○鄉鎮市區○段○巷 ○弄○○號

填表說明：

- (1)傳染病突發流行或屬重要緊急之傳染病(紅色印刷者)，請先打電話通知當地衛生局，再填寄此報告單。
- (2)發現疑似霍亂、傷寒、痢疾等急性腸道傳染病，請於投藥前先採取有關檢體協助送檢，其他傳染病個案之採檢事宜，請參考前衛生署預防醫學研究所「防疫檢體採檢手冊」或逕洽當地衛生局(所)。
- (3)三麻一風病例：凡醫師報告 Polio,AFP,CRS,Measles,NNT 病例，並提供有關檢體(NNT 可免)，經確定者，衛生署發給報告獎金。
- (4)瘧疾：如為疑似病例需進一步確定診斷者，請在寄報告單的同時，打電話聯絡當地衛生局(所)或疾病管制局寄生蟲病組，請其聯繫派員採血檢驗，並提供治療藥品，為鼓勵您的協助，經確定為初次發現之病例，將給予「發現病例獎金」。
- (5)肉毒桿菌中毒、白喉、狂犬病：發現疑似病例，請儘速聯繫衛生單位，以洽取抗毒素、疫苗或免疫球蛋白治療。
- (6)急性病毒性肝炎診斷依據除包括臨床症狀外，尚需包括下列實驗室檢驗：
B 型肝炎—IgM Anti-HBC 陽性
C 型肝炎—曾檢驗 Anti-HCV 陰性，後轉變成 Anti-HCV 陽性
D 型肝炎—Anti-HDV 陽性 E 型肝炎—Anti-HEV 陽性
其餘未能做上述實驗室檢驗者，概屬未定型。
- (7)HIV 感染者需經西方墨點法(Western Blot)確認，另請務必填寫性病患者之婚姻狀況欄。
- (8)如果您發現臺灣地區罕見的重要傳染病、寄生蟲疾病或人畜共通疾病，如病毒性出血熱、日本住血吸蟲、弓漿蟲症等，請先電話通知當地衛生局，再填寄傳染病個案報告單。
- (9)本報告單可以郵寄或電傳方式送當地衛生單位，於必要時得逕以電話向衛生單位報告，(報告單由承辦人員代填)。

若您有疑問，請聯繫：

○○○衛生局 第一課(科)(疾病管制課)防疫專線 ○○○○○○○○

疾病管制局 全國疫情通報專線 0800-024582

Appendix 4

2002 Calendar for Re-defined Months

	January								February								March						
	Sun	Mon	Tue	Wed	Thu	Fri	Sat		Sun	Mon	Tue	Wed	Thu	Fri	Sat		Sun	Mon	Tue	Wed	Thu	Fri	Sat
week 1			1	2	3	4	5							1	2							1	2
week 2	6	7	8	9	10	11	12	week 6	3	4	5	6	7	8	9	week 10	3	4	5	6	7	8	9
week 3	13	14	15	16	17	18	19	week 7	10	11	12	13	14	15	16	week 11	10	11	12	13	14	15	16
week 4	20	21	22	23	24	25	26	week 8	17	18	19	20	21	22	23	week 12	17	18	19	20	21	22	23
week 5	27	28	29	30	31	1	2	week 9	24	25	26	27	28	1	2	week 13	24	25	26	27	28	29	30
																	31						

	April								May								June						
	Sun	Mon	Tue	Wed	Thu	Fri	Sat		Sun	Mon	Tue	Wed	Thu	Fri	Sat		Sun	Mon	Tue	Wed	Thu	Fri	Sat
week 14	31	1	2	3	4	5	6	week 18	28	29	30	1	2	3	4							1	
week 15	7	8	9	10	11	12	13	week 19	5	6	7	8	9	10	11	week 23	2	3	4	5	6	7	8
week 16	14	15	16	17	18	19	20	week 20	12	13	14	15	16	17	18	week 24	9	10	11	12	13	14	15
week 17	21	22	23	24	25	26	27	week 21	19	20	21	22	23	24	25	week 25	16	17	18	19	20	21	22
	28	29	30					week 22	26	27	28	29	30	31	1	week 26	23	24	25	26	27	28	29
																	30						

	July								August								September						
	Sun	Mon	Tue	Wed	Thu	Fri	Sat		Sun	Mon	Tue	Wed	Thu	Fri	Sat		Sun	Mon	Tue	Wed	Thu	Fri	Sat
week 27	30	1	2	3	4	5	6	week 31	28	29	30	31	1	2	3	week 36	1	2	3	4	5	6	7
week 28	7	8	9	10	11	12	13	week 32	4	5	6	7	8	9	10	week 37	8	9	10	11	12	13	14
week 29	14	15	16	17	18	19	20	week 33	11	12	13	14	15	16	17	week 38	15	16	17	18	19	20	21
week 30	21	22	23	24	25	26	27	week 34	18	19	20	21	22	23	24	week 39	22	23	24	25	26	27	28
	28	29	30	31				week 35	25	26	27	28	29	30	31		29	30					

	October								November								December						
	日	一	二	三	四	五	六		日	一	二	三	四	五	六		日	一	二	三	四	五	六
week 40	29	30	1	2	3	4	5							1	2	week 49	1	2	3	4	5	6	7
week 41	6	7	8	9	10	11	12	week 45	3	4	5	6	7	8	9	week 50	8	9	10	11	12	13	14
week 42	13	14	15	16	17	18	19	week 46	10	11	12	13	14	15	16	week 51	15	16	17	18	19	20	21
week 43	20	21	22	23	24	25	26	week 47	17	18	19	20	21	22	23	week 52	22	23	24	25	26	27	28
week 44	27	28	29	30	31	1	2	week 48	24	25	26	27	28	29	30	week 53	29	30	31				

STATISTICS OF COMMUNICABLE DISEASES AND SURVEILLANCE REPORT IN TAIWAN AREA, 2002

Editor : Center for Disease Control, Department of Health, Executive Yuan
Publication : Center for Disease Control, Department of Health, Executive Yuan,
Taiwan

Add : No.6, Linshen S. Road, Taipei, Taiwan, ROC

TEL : 886-2-2395-9825

Website : www.cdc.gov.tw

Printing : Print Printing Co., Ltd

Add. : No.6, lane 38, ZhongSiao Rd., Sanchong City, Taipei county, Taiwan, ROC

TEL : 886-2-2984-5807, 886-2-2989-2834

Frequency : Annual

Publication Date : January 2004

Price : NT\$ 50

Available from the following bookstores:

1. Government Publication Bookstore

Add. : B1, 10 Bade Rd., Sec. 3, Taipei, Taiwan, ROC

Tel : +886 (02) 2578-7542

Website : <http://www.govbooks.com.tw>

2. San Min Bookstore:

Add. : 4F, No. 61 Jhongcing S. Rd., Sec. 1, Taipei, Taiwan, ROC

Tel : +886 (02) 2361-7511

Website : <http://www.sanmin.com.tw>

3. Wu Nan Bookstore

Add. : 6 Jhongshan Rd., Taichung City, Taiwan, ROC

Tel : +886 (04) 2226-0330

4. Cheng's Bookstore

Add. : No. 177 Guangfu Rd., Changhua, Taiwan, ROC

Tel : +886 (04) 7252792

5. Youth Bookstore

Add. : 3F, No. 141 Chingnian 1st Rd., Kaohsiung City, Taiwan, ROC

Tel : +886 (07) 332-4910

GPN : 2009300465

ISSN : 1810-7397