

:

A EV71

H3N2

98% H3N2

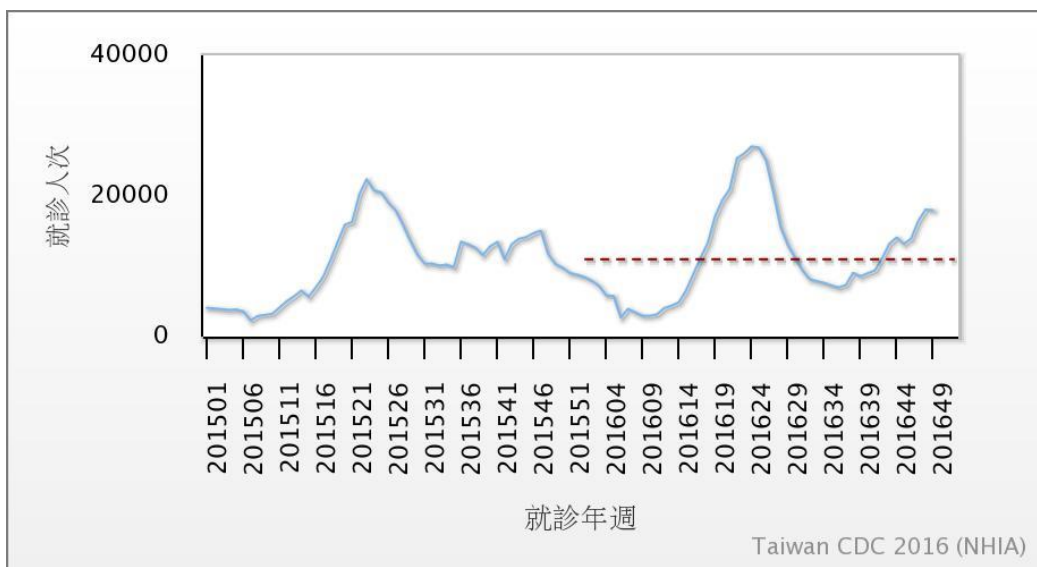
69

H5N6 H7N9

H5N6

H7N9

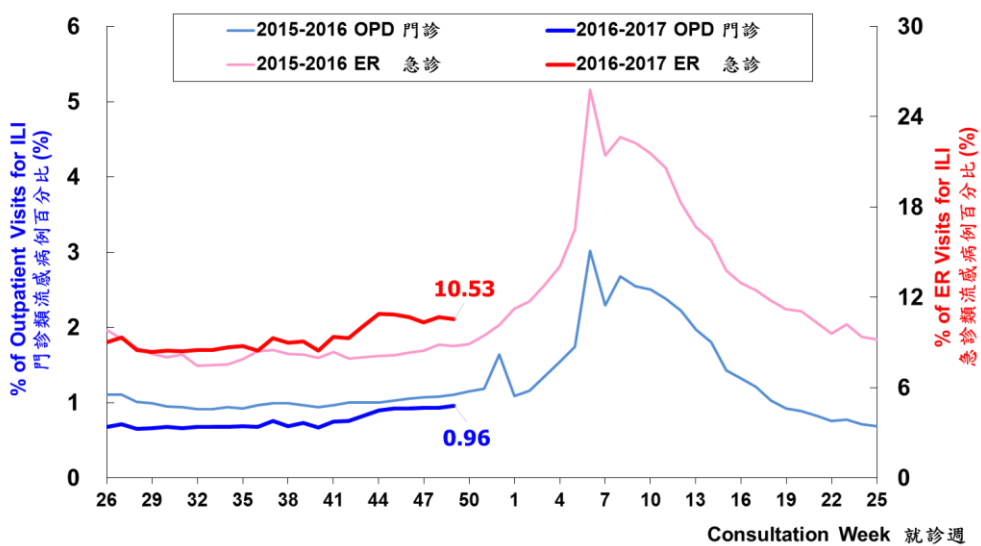
()		49				17,980
()			12/12	30		71 23
	A4	A6	2		A5	B3 18
	1					
()EV71			12/12	143	23	1
()	47				A	A2



201562016

()

- 1.
2. 2016 7 205 84% H3N2
 2% H1N1 7% A 6% B 1% H3N2&B 24
 16 H3N2 1 H1N1 A
 B 3 1 H3N2 B
3. 47 H3N2
 98% H3N2



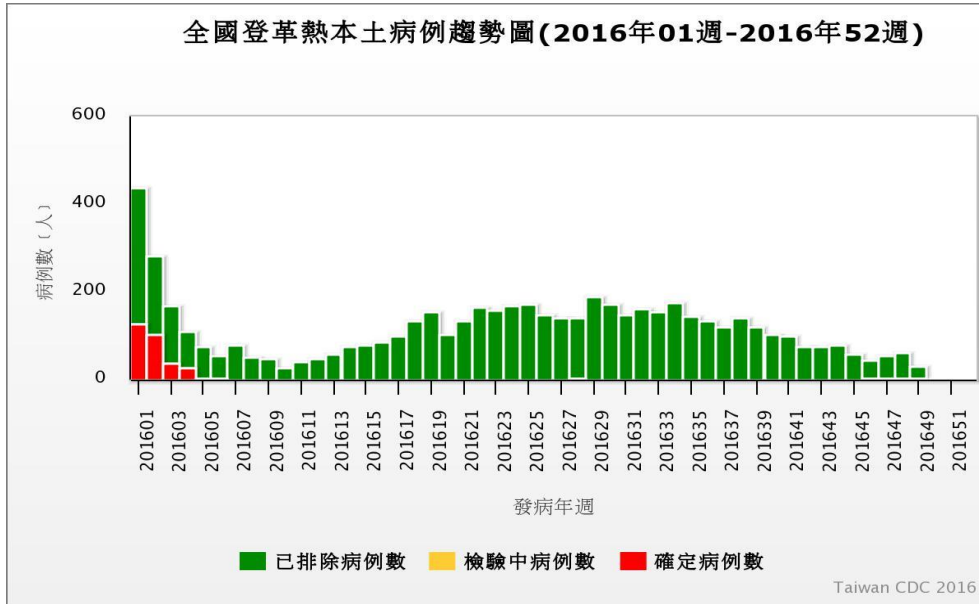
2

()

		2016-2017			
/					
()	48	7.2%	H3N2		
()	48	2.49	H3N2		-
()	49	13.3	H3N2		H3N2
	48	(24.1% 17.0% 9.4%)	H3N2		H3N2 B/Yam 98% 94%
	48	3.5%	H3N2		B/Vic 83%
	48	19%	H3N2		-
	49	6.28%	H3N2		-

()

1. 2016 12/11 380 342
21 9 4 4 4 5
8
2. 2016 12/11 345



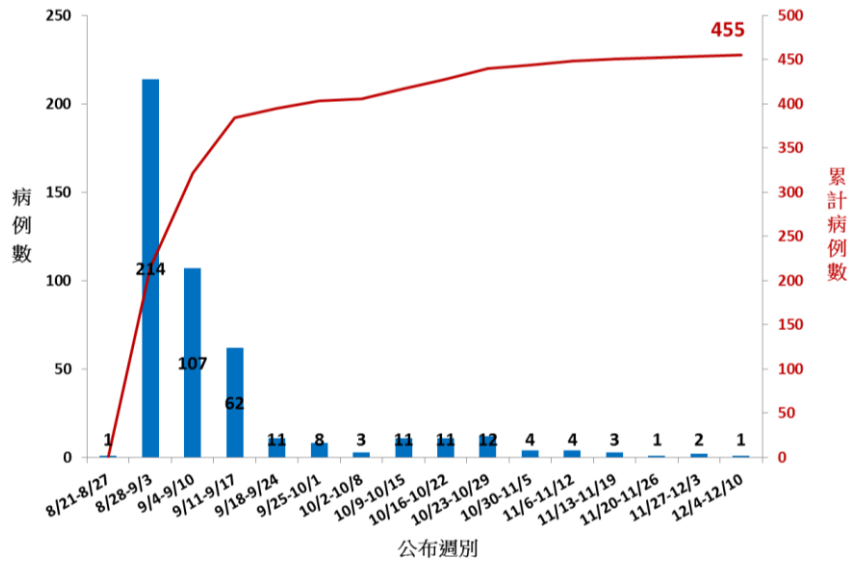
2016

()

		2016		
			()	
		12/8	47,834	
		12/3	12,840(9)	()
		12/6	58,555 (57)	
		11/26	94,337(220)	
		11/19	5,147(10)	
		10/30	1,840(1)	10

()

1. 12/12 455 16 8/27 3

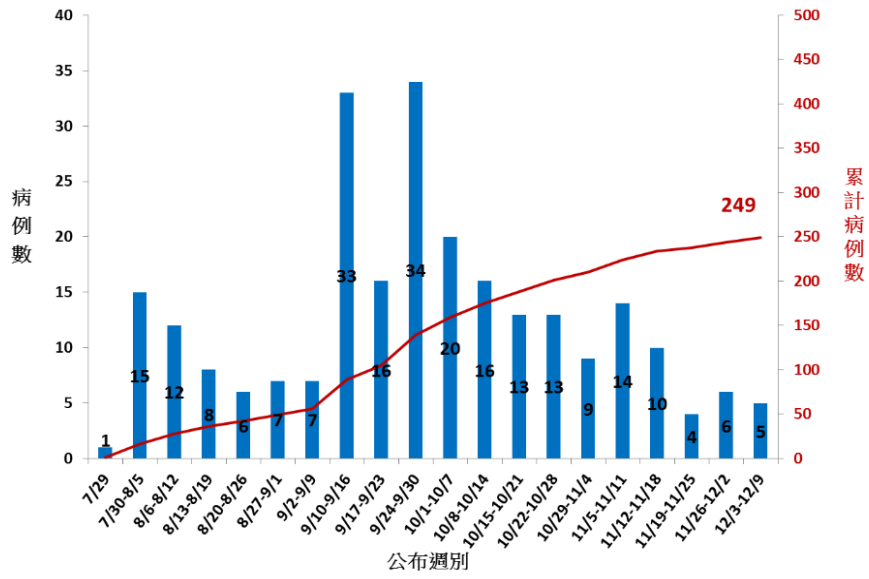


2.

(1)	49	33	136	1
		119		
(2)	49		39	3
		14		
(3)	49		11/18	728
		2		68
(4)	49		11/28	7
				2
(5)	49		10	
(6)	32	49		0

3.

(1)	49	5	7
	12/12	249	15
	1.5		12/9
			(Zika
	cautionary area)		
(2)		12/9	4
		5	
(3)	(Miami-Dade)	(Cameron)	2
	(Alert)		



4. (WHO)12/8 2015 62016 69

(1)65

7

(2)4 2016

(3)13

(4)29

21

2

29

2,200

1660

(5)20

GBS

GBS

19

()

48649

12/12

13

4

2

1

A

()H5N6

1.

12/1

30

11/8

12/2

(Alert)

2. 2014 16 7 6
- 3 2
- 1
- ()H7N9
1. 11 4 1
- 1
- 81.4% H7N9
- 8 5 1
2. 2013 806 WHO 11/21
- 322 10
1. 11 12/11 32
- 24690 1
2. WHO 12/6 1 Dakhliya 67
- 11/18 2012
- 8 3
3. WHO 12/8 1,842 652

	/			
			(Alert)	2016/12/2
			(Watch)	2015/8/18
	9		(Watch)	2016/8/16
	1			2016/11/1

()

	/			
(MERS)		(Alert)		2015/6/9
		(Watch)		2015/9/30
		(Watch)		2015/12/1
	1 47 / 8 / 7 2	(Alert)		2016/12/6
	1 3 /	(Watch)		2016/10/28
		(Watch)		2016/6/14
		(Watch)		2016/1/1

創刊日期：1984年12月15日

發行人：周志浩

出版機關：衛生福利部疾病管制署

總編輯：黃婉婷

地址：臺北市中正區林森南路6號

執行編輯：陳學儒、劉繡蘭

電話：(02) 2399825

網址：<http://www.cdc.gov.tw/>

文獻引用：[Author].[Article title].Taiwan Epidemiol Bull 2013;24[inclusive page numbers-DDI]