

Summary

According to the laboratory surveillance¹, EV71 remained active in the community (Figure 1), and most of these cases were sporadic with mild symptoms. During week 27, the total number of outpatient and ER visits for enterovirus infection was 16,614, which was slightly higher than the number of the previous week (Figure 2), and was still above the national baseline(10,500 visits).

In week 27, two EV71 EVSC² cases were newly confirmed. There have been 18 EVSC cases since 2019 (Figure 3). Most of the EVSC cases were caused by EV71 (12 cases), and other cases were caused by Coxsackie A9, A10, B5, ECHO11 and EVD68. Among EVSC cases, 77.8% were below 5 years old (Table 1). Figure 4 showed the geographical distribution of EVSC cases according to their residential areas.

For further information, please visit the Taiwan National Infectious Disease Statistics System (NIDSS) website at <https://nidss.cdc.gov.tw/en/>

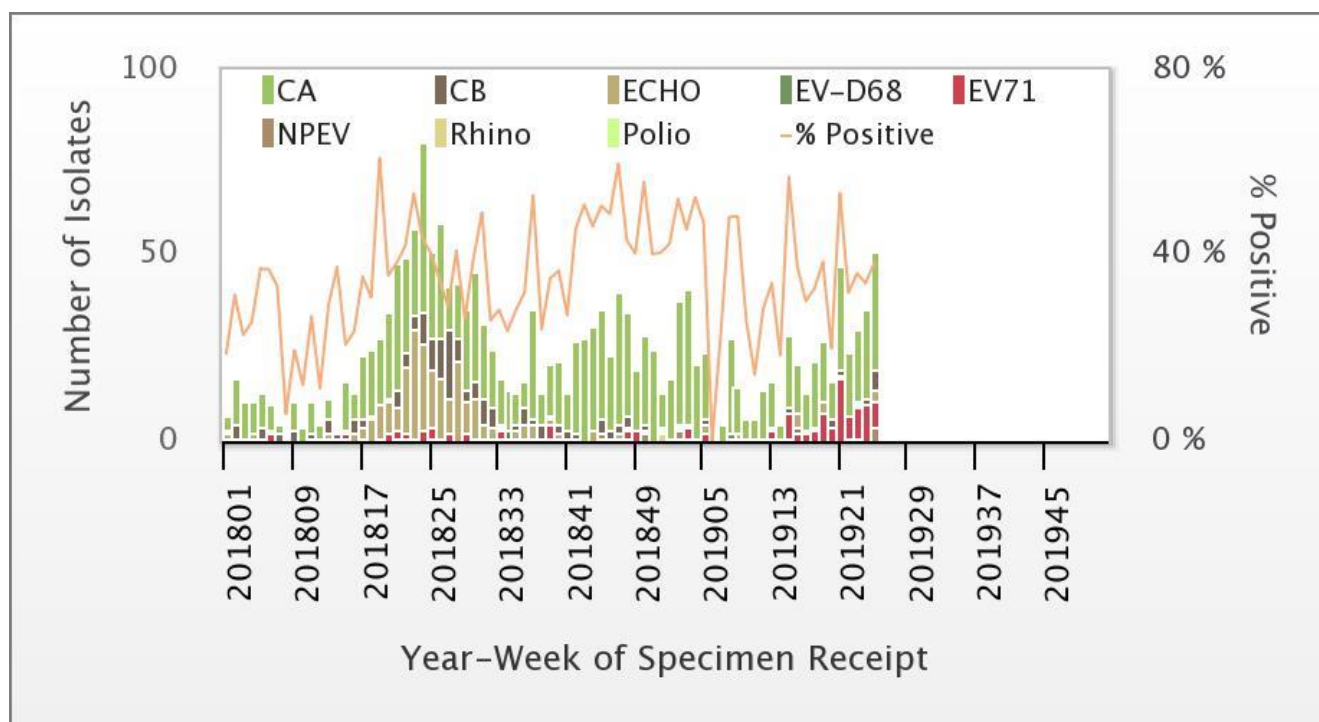


Figure 1. Trend of Enterovirus Isolates, 2018-2019

1. In terms of the surveillance systems in Taiwan, please see: Jian, S. W., Chen, C. M., Lee, C. Y., & Liu, D. P. (2017). Real-Time Surveillance of Infectious Diseases: Taiwan's Experience. *Health security*, 15(2), 144-153.
2. EVSC: Enteroviruses infection with Severe Complications



Figure 2. Trend of outpatient and ER visits for enterovirus infection, 2018-2019

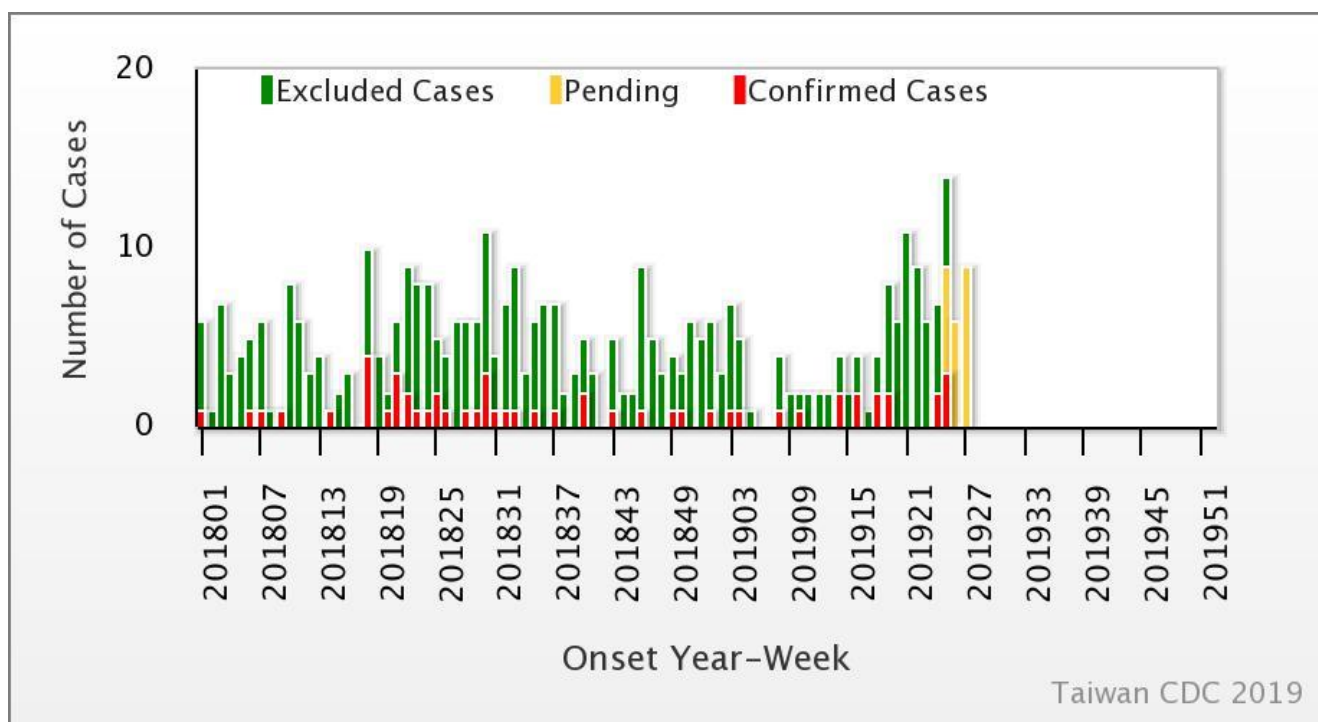


Figure 3. Trend of EVSC, 2018-2019



Table 1. Age and sex distribution of EVSC cases in 2019

Age(year)	Male	Female	Total
<1	2	0	2
1	2	2	4
2	4	1	5
3	2	1	3
4	0	0	0
5	1	0	1
6	0	1	1
7-9	2	0	2
≥ 10	0	0	0
Total	13	5	18

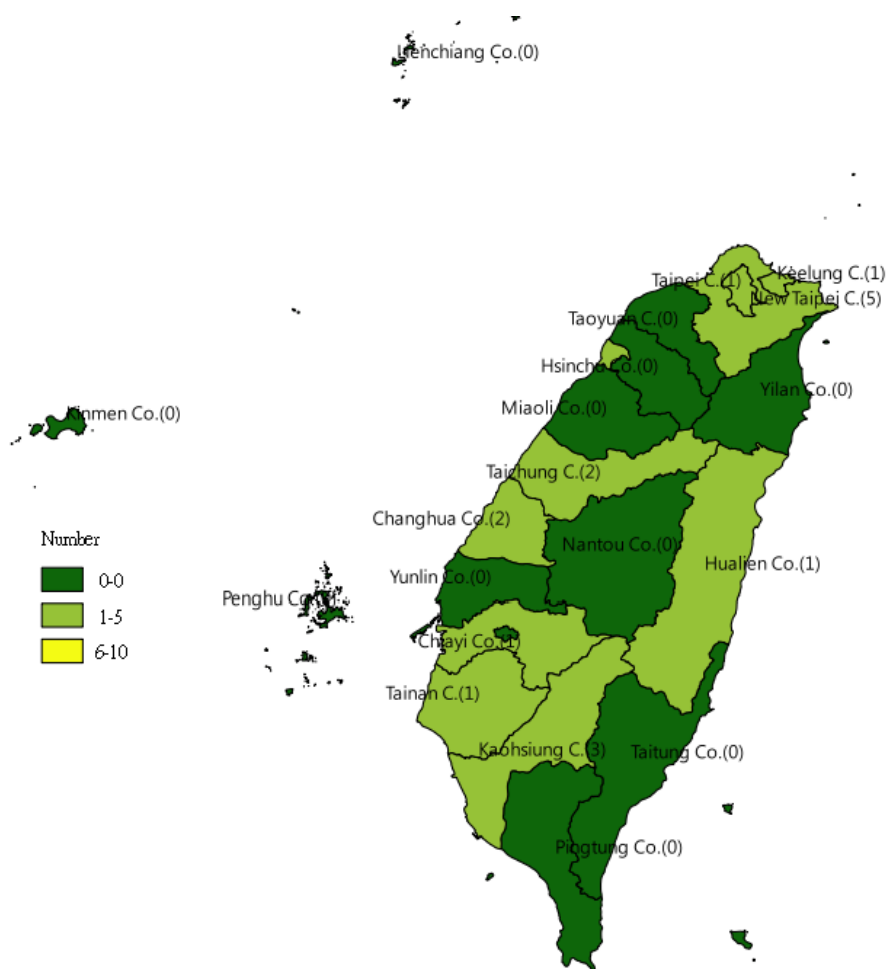


Figure 4. Geographical distribution of EVSC cases in 2019

