



### Summary

According to the Taiwan Virological Surveillance<sup>1</sup>, the majority of isolated virus type was echovirus 11 (ECHO 11) in the past 4 weeks (Figure 1). However, the number of cases with EV71 infection had small fluctuations. During week 30, a total number of outpatient department and ER visits for enterovirus infection were 9,302, which was lower than the previous week. The number of medical visits was continuously declining in the past few weeks and below the national baseline (Figure 2).

In Week 30, one EV71 infection with severe complications (EVSC) case was newly confirmed. This brings the total number of EVSC to 21 cases (Figure 3), including six deaths due to ECHO 11 infection. These EVSC cases were infected with Coxsackie A4, A9, A16, Coxsackie B1, B2, B3, EV71, ECHO 11, and both EV71 and Coxsackie A16. In addition, 43% of the cases were less than or equal to 1 month old (Table 1). Figure 4 shows the geographical distribution of EVSC cases according to their residential areas.

For further information, please visit the Taiwan National Infectious Disease Statistics System (NIDSS) website at <https://nidss.cdc.gov.tw/en/>

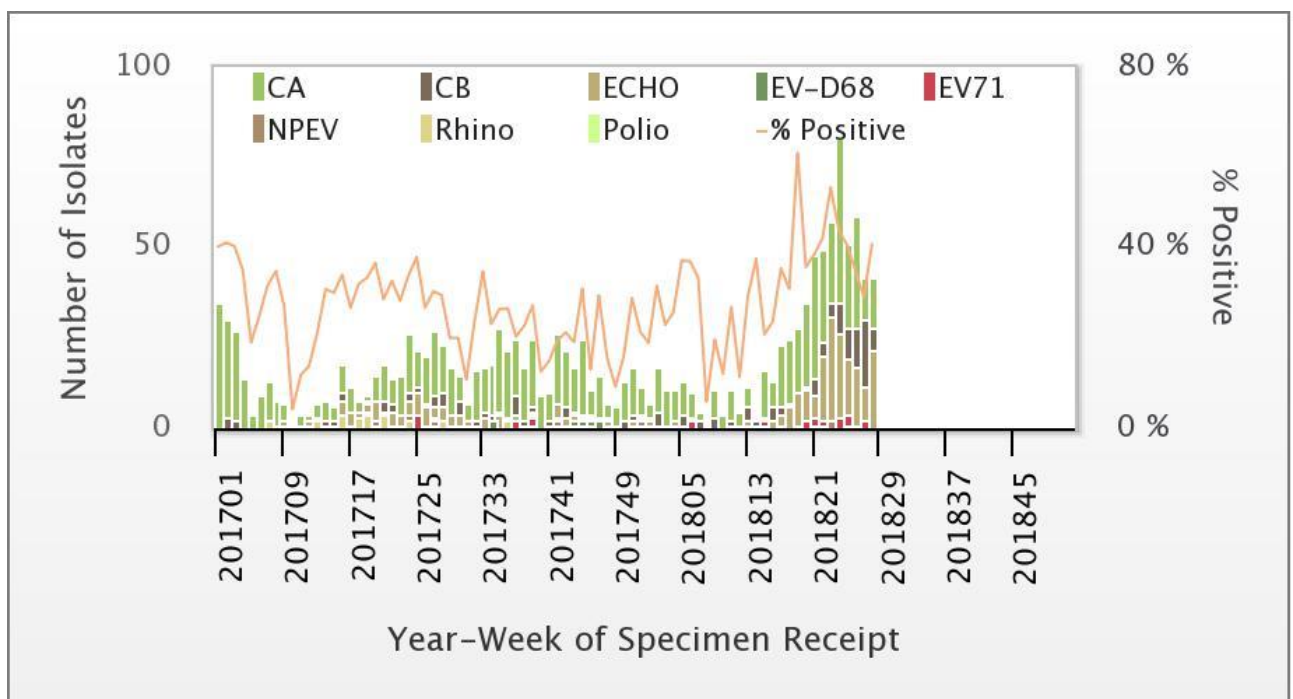


Figure 1. Trend of Enterovirus Positive Isolates, 2017-2018

<sup>1</sup> The Virology Surveillance, which includes 8 laboratories of medical centers, has been established by Taiwan CDC since March, 1999 to monitor the subtype, antigenicity and drug resistance of influenza viruses in the community.



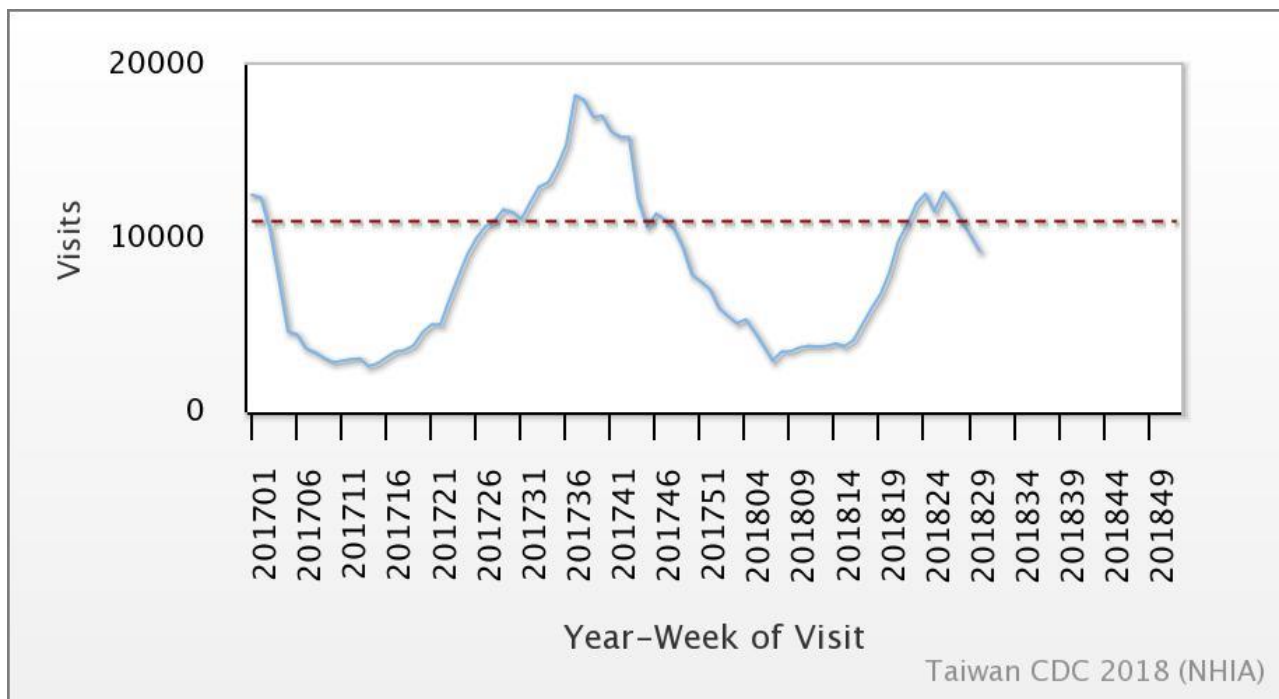


Figure 2. Trend of outpatient department and ER visits for enterovirus infection, 2017-2018

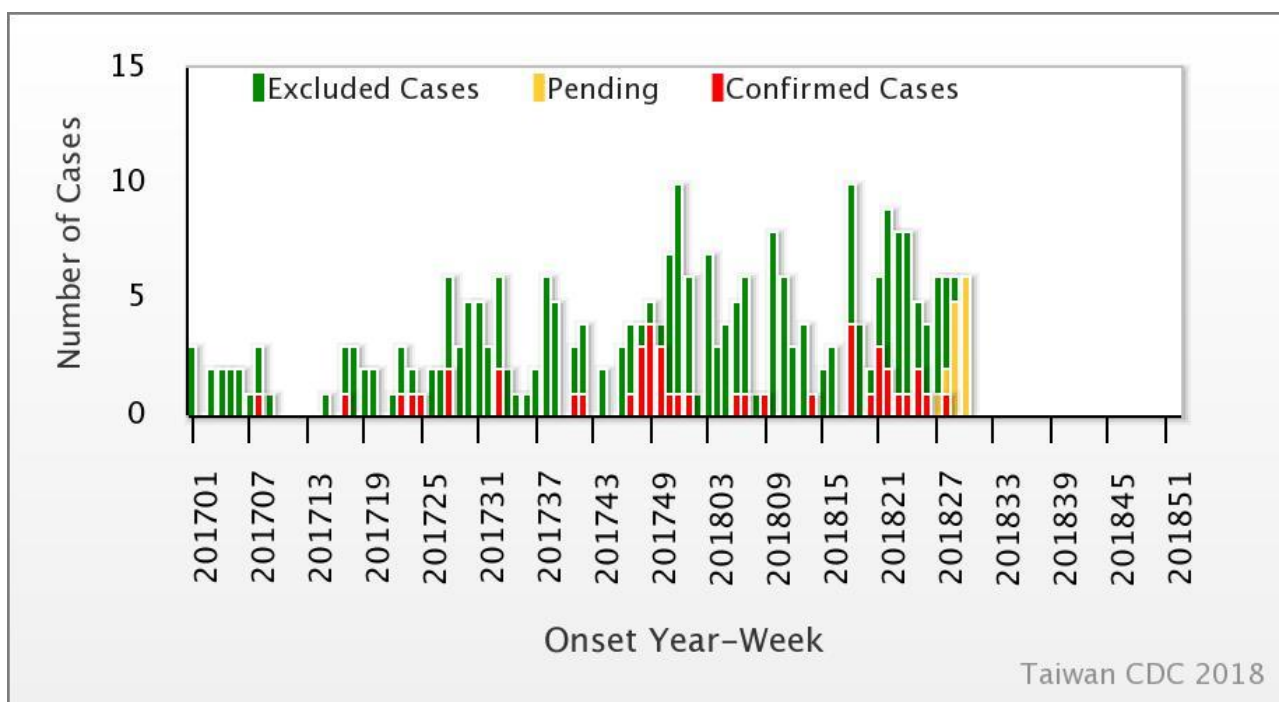


Figure 3. Trend of EVSC, 2017-2018



