



## Synopsis

### Influenza virus activity increased.

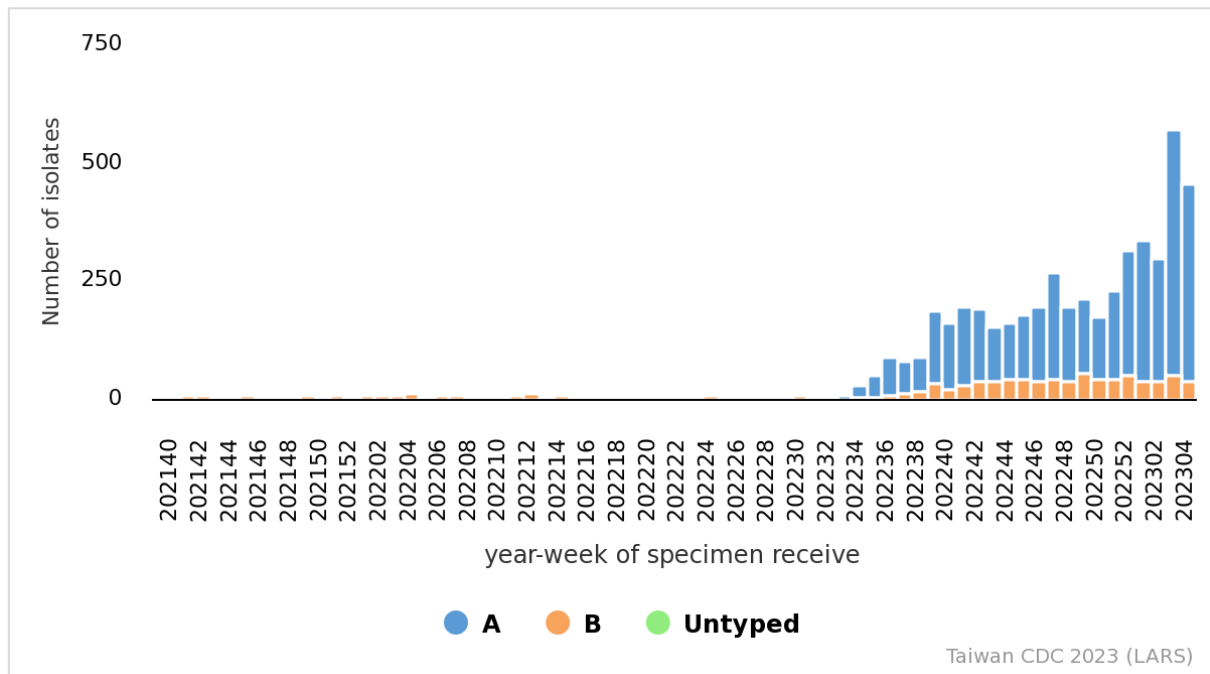
- Influenza virus activity kept increasing in community. A/H3N2 was predominant type among influenza virus isolates during the past four weeks.
- As outpatient services resumed consultations after Lunar New Year holiday, the number of medical visits for influenza-like illness (ILI) increased substantially and was comparable to that of the week before Lunar New Year holiday.
- There were 37 influenza cases with severe complications (31 H3N2, 2 H1N1 and 4 influenza B) since October 1, 2022, and five of them were fatal.

## Laboratory Surveillance<sup>1</sup>

### Laboratory Automated Reporting System (LARS)

The number of influenza-positive specimens was increasing during recent weeks. During the past four weeks, the proportions of influenza A and influenza B positive specimens were 90% and 10% respectively.

Trend of influenza-positive specimens according to LARS



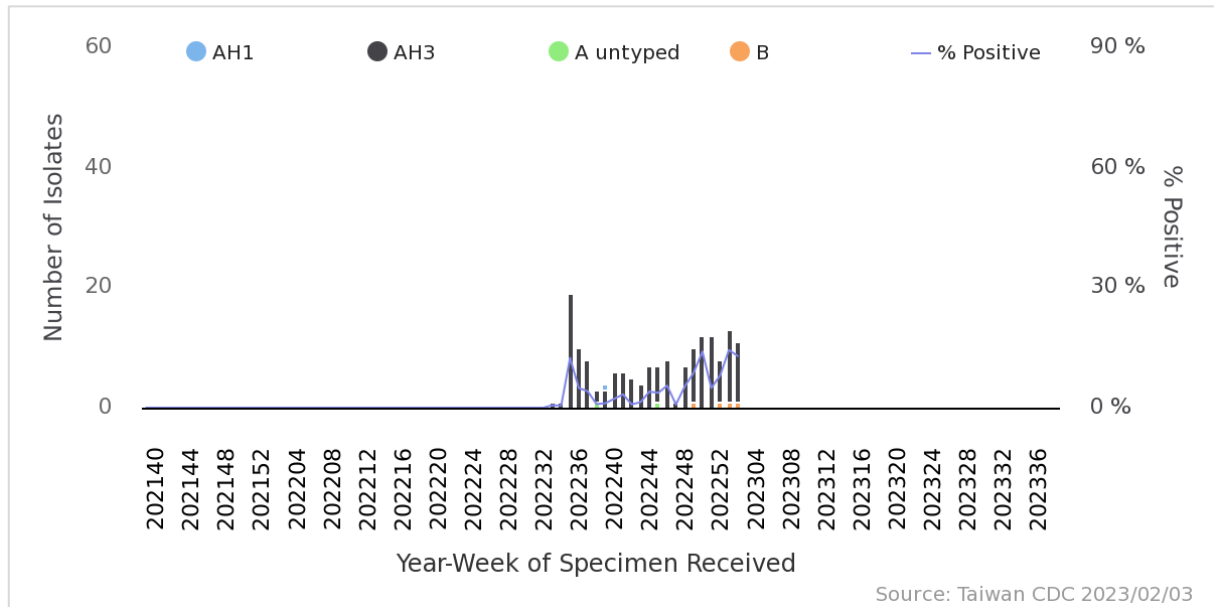
<sup>1</sup> In terms of the surveillance systems in Taiwan, please see: Jian, S. W., Chen, C. M., Lee, C. Y., & Liu, D. P. (2017). Real-Time Surveillance of Infectious Diseases: Taiwan's Experience. Health security, 15(2), 144-153.



## Contracted Virology Laboratories Surveillance

The proportion of influenza-positive specimens was 12.9% during week 3, 2023. During the past four weeks (week 52, 2022 to week 3, 2023), A/H3N2 was predominant type among influenza virus isolates. Weekly virus data are available at <https://nidss.cdc.gov.tw/>.

**Influenza isolates according to Contracted Virology Laboratories**

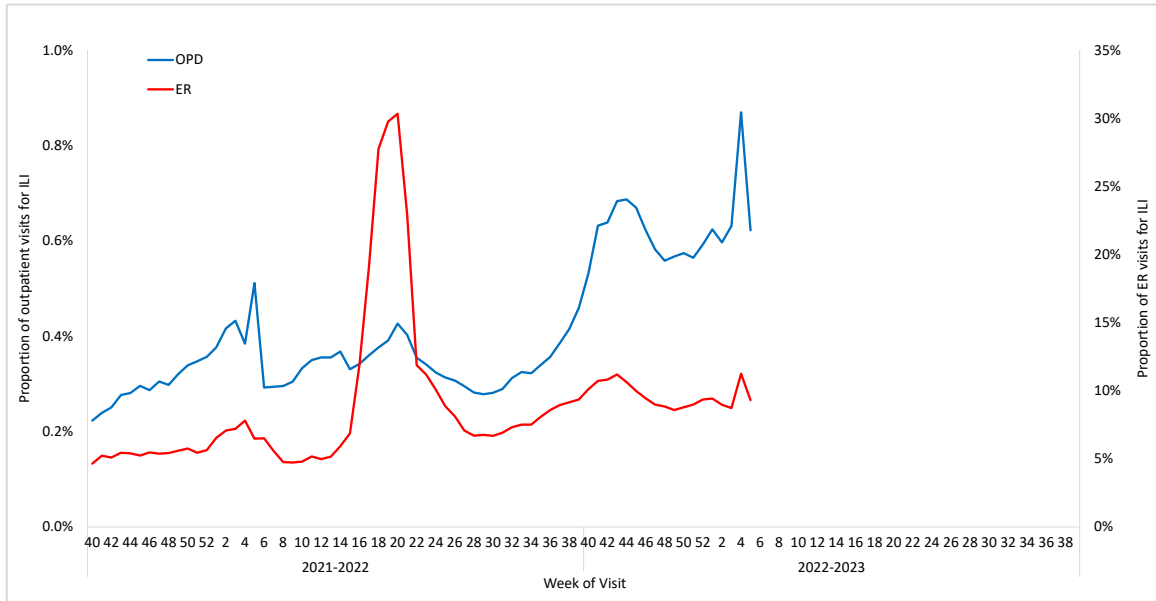


## Influenza-like Illness (ILI) Surveillance

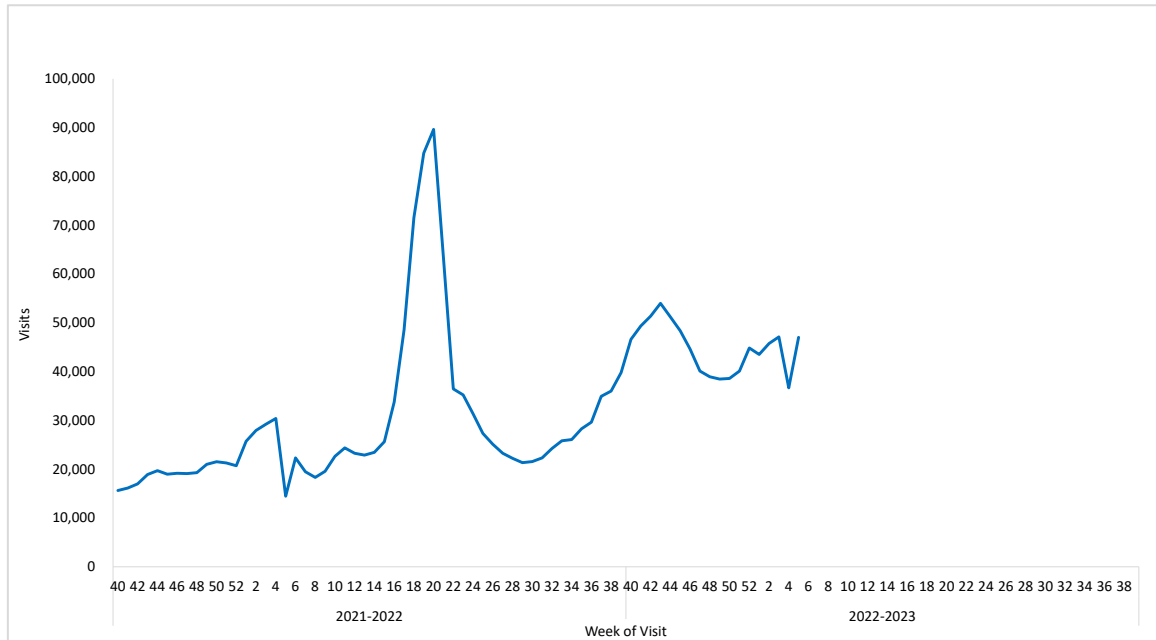
As outpatient services resumed consultations after Lunar New Year holiday, the proportions of ILI visits were 0.6% and 9.3% for the outpatient and ER visits respectively during week 5. The total number of visits for ILI in outpatient and ER increased to 47,004, and was higher than that of the previous week and comparable to week 3.



### Percentages of outpatient and ER visits for ILI



### Total number of outpatient and ER visits for ILI



## Influenza Case with Severe Complications

There were ten newly confirmed influenza cases with severe complications (H3N2) and one newly fatal case (H3N2). A total of 37 influenza cases with severe complications (31 H3N2, 2 H1N1 and 4 influenza B) were confirmed since October 1, 2022, and five of them (4 H3N2 and 1 influenza B) were fatal.

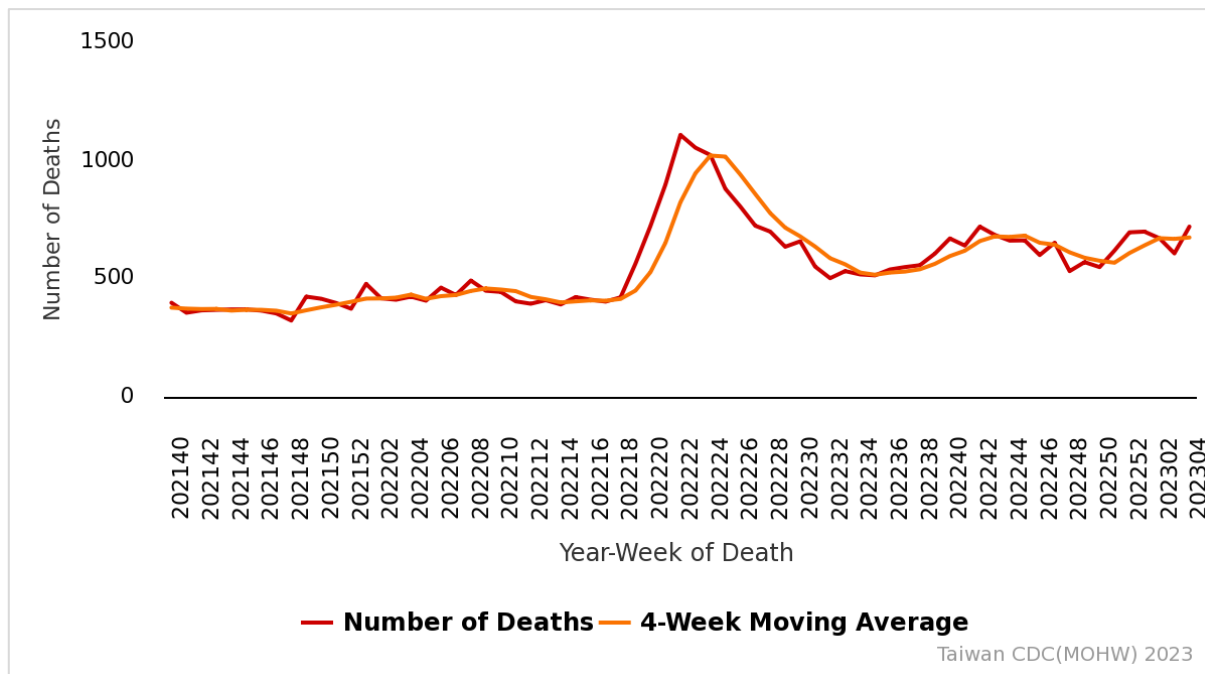
### Incidence of influenza cases with severe complications and mortality rate October 1, 2022, to February 6, 2023

Age Group	Cases	Deaths	Cumulative incidence per 100,000 population	Cumulative mortality per 100,000 population
< 3 y	1	0	0.21	0
3-6 y	1	0	0.13	0
7-18 y	5	0	0.21	0
19-24 y	1	0	0.06	0
25-49 y	8	0	0.09	0
50-64 y	6	0	0.11	0
65 +	15	5	0.38	0.13
Total	37	5	0.16	0.02



## Pneumonia and Influenza (P&I) Mortality Surveillance

Based on the Internet System for Death Reporting (ISDR)<sup>2</sup> data, the numbers of deaths attributed to pneumonia and influenza (P&I) in recent three weeks were comparable. The proportion of deaths attributed to P&I for adults aged 65 and older was the highest among the three age groups (0-49, 50-64, and 65+). Weekly P&I data are available at <https://nidss.cdc.gov.tw/>.



<sup>2</sup> Medical institutions are required to report any mortality case to the Ministry of Health and Welfare (MOHW) within 7 days after a death certificate is issued through the Internet System for Death Reporting (ISDR). Either the immediate cause of death or the underlying cause of death was used to identify P&I death cases. Only those with keyword texts containing 'pneumonia', 'influenza' or 'common cold' were counted as a P&I death.

