



Synopsis

The number of medical visits for influenza-like illness was still low.

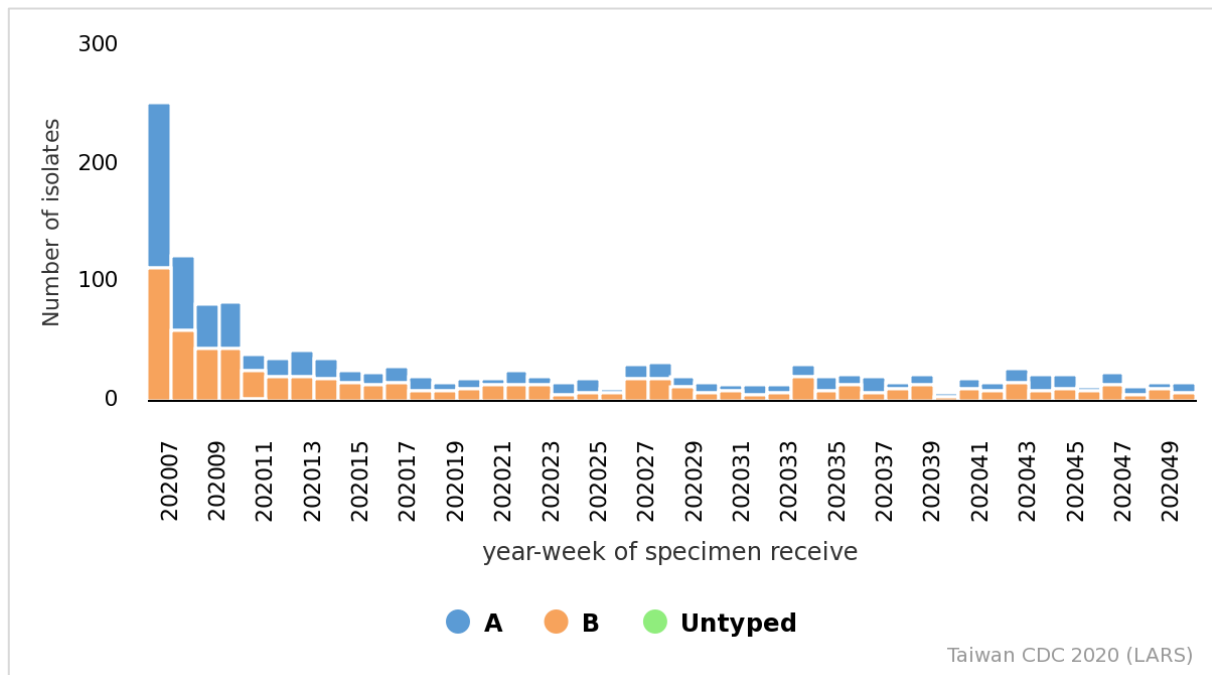
- Influenza virus activity was low in community. Other respiratory viruses remained dominant during the past four weeks.
- The number of medical visits for ILI slightly decreased in the past three weeks.
- There have been no influenza cases with severe complications since October 1, 2020.

Laboratory Surveillance¹

Laboratory Automated Reporting System (LARS)

The number of influenza-positive specimens continued to be low. During the past four weeks, the proportions of influenza A and influenza B positive specimens were 49% and 51% respectively.

Trend of influenza-positive specimens according to LARS



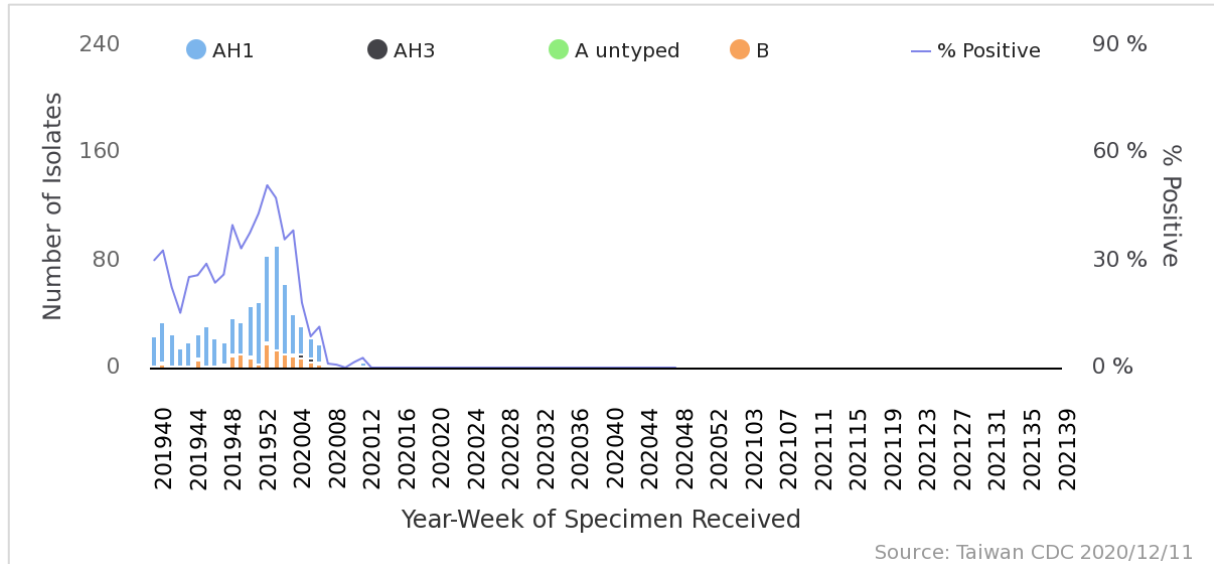
¹ In terms of the surveillance systems in Taiwan, please see: Jian, S. W., Chen, C. M., Lee, C. Y., & Liu, D. P. (2017). Real-Time Surveillance of Infectious Diseases: Taiwan's Experience. Health security, 15(2), 144-153.



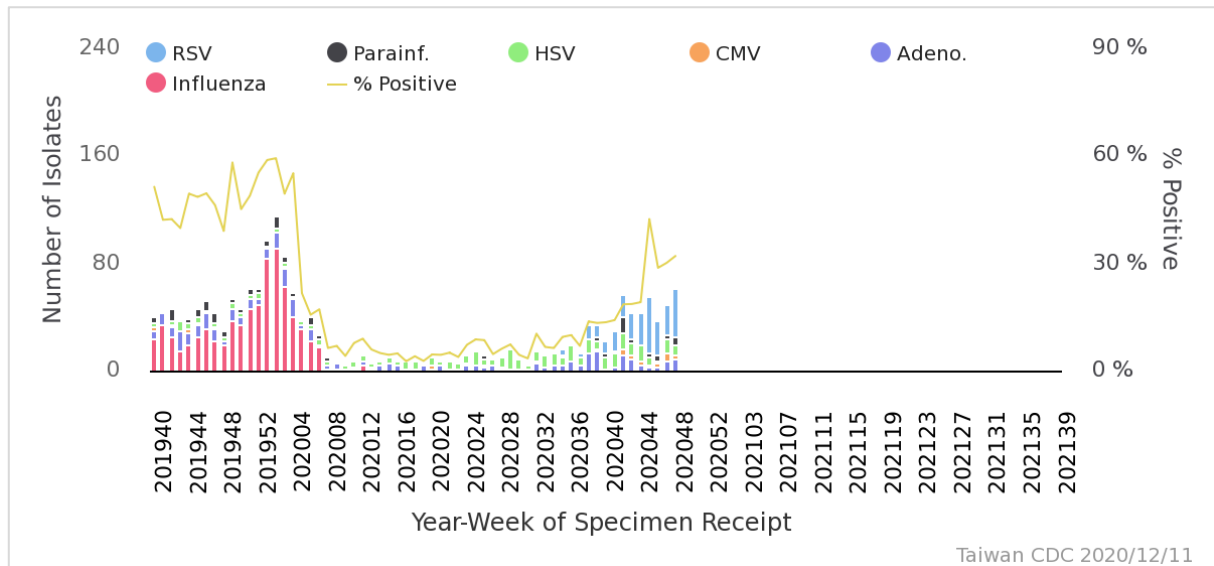
Contracted Virology Laboratories Surveillance

During the past four weeks (45-48), there was no influenza isolates, and the top three respiratory virus isolates were RSV (61.3%), HSV (13.2%) and adenovirus (11.3%). Weekly virus data are available at <https://nidss.cdc.gov.tw/>.

Influenza isolates according to Contracted Virology Laboratories



Respiratory virus isolates according to Contracted Virology Laboratories



Antigenicity and Antiviral Resistance

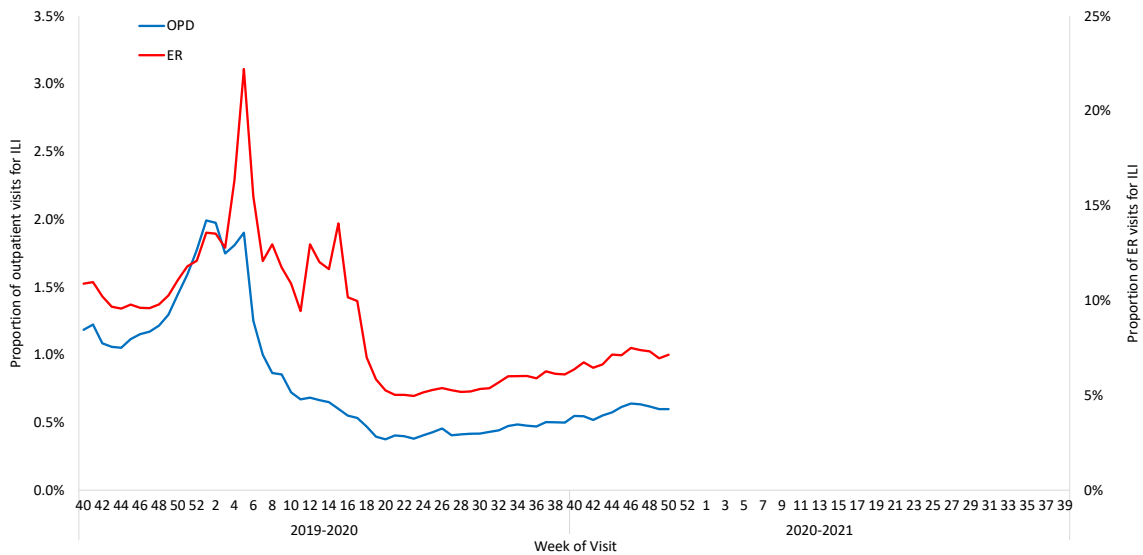
There was no influenza virus isolates to test for antigenicity compared with the 2020-21 influenza vaccine, and antiviral resistance.



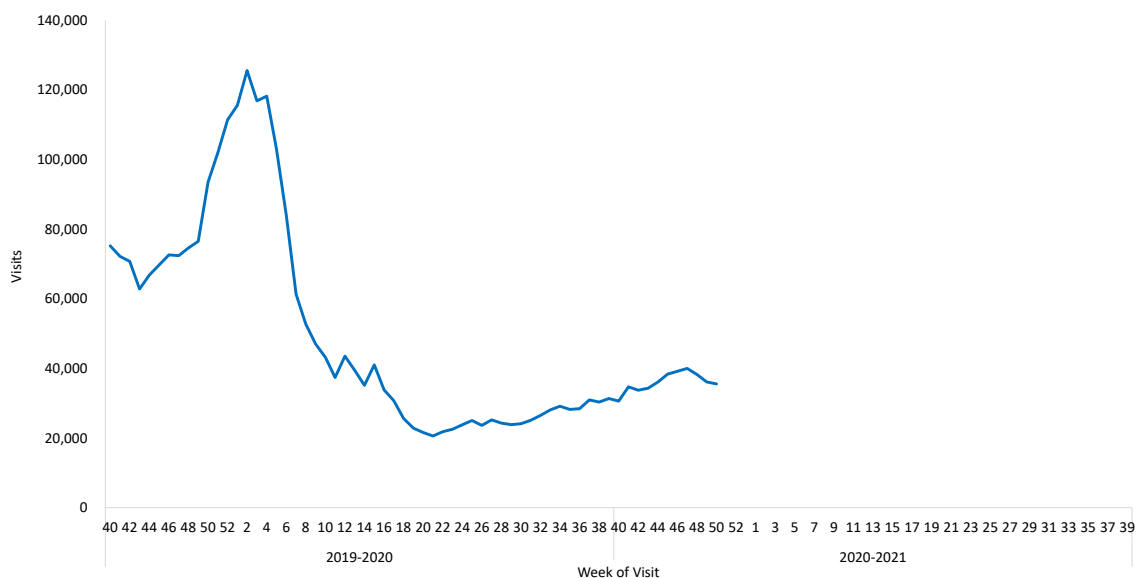
Influenza-like Illness (ILI) Surveillance

During week 50, the proportions of ILI visits were 0.6% and 7.2% for the outpatient and ER visits, respectively. The proportion of ER visits was below the national baseline of 11.0%. The total number of visits for ILI in outpatient and ER was 35,564 and lower than previous week.

Percentages of outpatient and ER visits for ILI



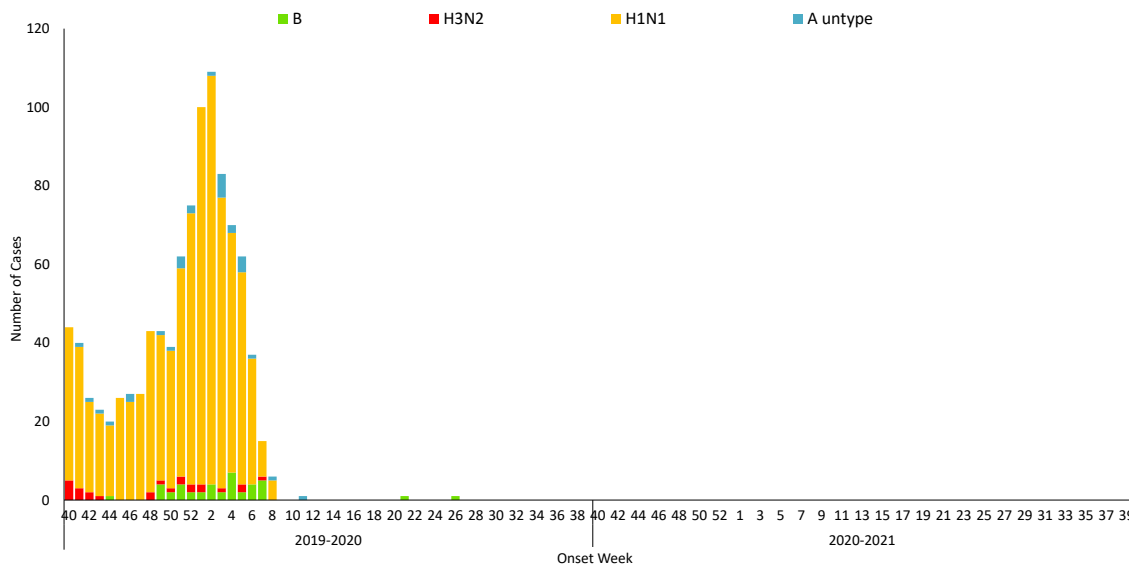
Total number of outpatient and ER visits for ILI



Influenza Case with Severe Complications

There have been no influenza cases with severe complications since October 1, 2020. A total of 968 influenza cases with severe complications, including 161 fatal cases during 2019-2020 influenza season. Most of these cases were adults aged 65 and older.

Number of influenza cases with severe complications by week of onset



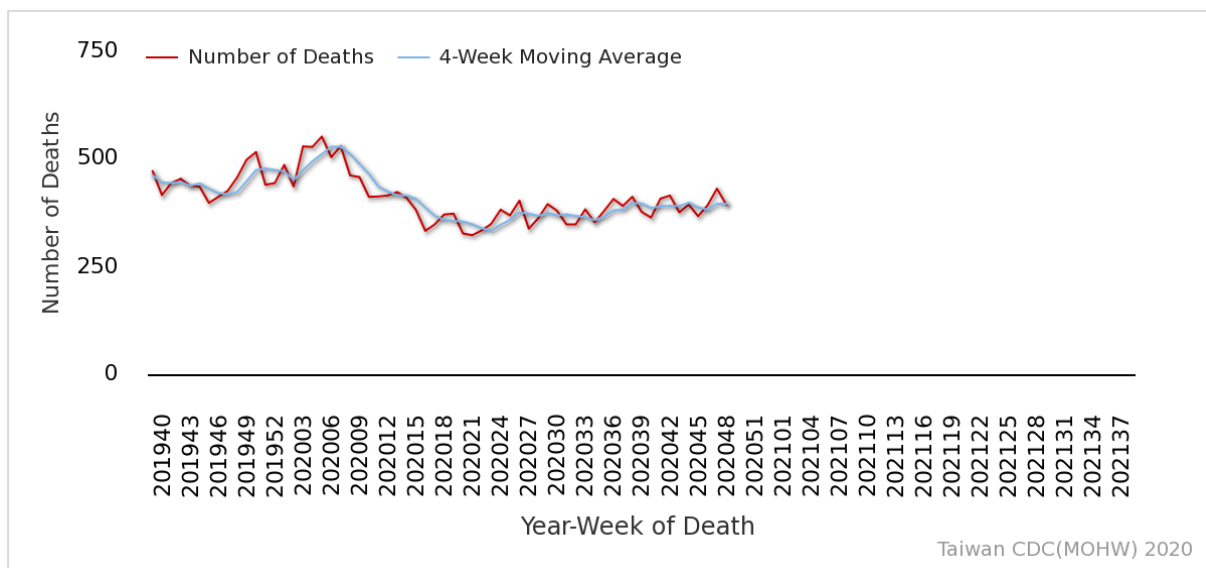
**Incidence of influenza cases with severe complications and mortality rate
October 1, 2019, to September 30, 2020**

Age Group	Cases	Deaths	Cumulative incidence per 100,000 population	Cumulative mortality per 100,000 population
< 3 y	14	2	2.5	0.4
3-6 y	22	1	2.6	0.1
7-18 y	18	0	0.7	0.0
19-24 y	11	1	0.6	0.1
25-49 y	175	20	2.0	0.2
50-64 y	309	46	5.8	0.9
65 +	419	91	11.8	2.6
Total	968	161	4.1	0.7



Pneumonia and Influenza (P&I) Mortality Surveillance

Based on the Internet System for Death Reporting (ISDR)² data, the number of deaths attributed to pneumonia and influenza (P&I) remained the same in recent weeks. The proportion of deaths attributed to P&I for adults aged 65 and older was the highest among the three age groups (0–49, 50–64, and 65+). Weekly P&I data are available at <https://nidss.cdc.gov.tw/>.



² Medical institutions are required to report any mortality case to the Ministry of Health and Welfare (MOHW) within 7 days after a death certificate is issued through the Internet System for Death Reporting (ISDR). Either the immediate cause of death or the underlying cause of death was used to identify P&I death cases. Only those with keyword texts containing 'pneumonia', 'influenza' or 'common cold' were counted as a P&I death.

