



Synopsis

Influenza virus activity is increasing. The proportion of A/H1N1 rises.

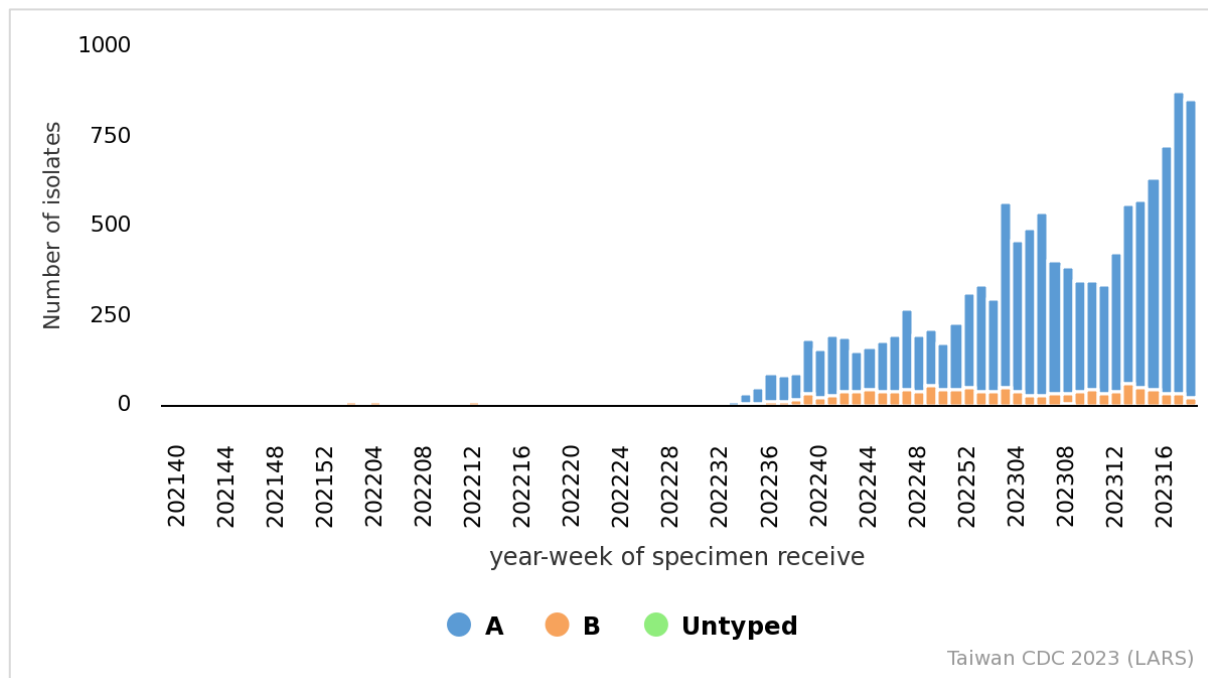
- Influenza A virus is circulating in community. During the last four weeks, A/H3N2 was the predominant type among influenza virus, while A/H1N1 increased.
- During week 19, the number of medical visits for influenza-like illness (ILI) was higher than the previous week and the same periods in 2020 and 2021.
- There have been 169 influenza cases with severe complications (98 H3N2, 65 H1N1, 2 untyped influenza A, and 4 influenza B) since October 1, 2022, and 24 of them were fatal.

Laboratory Surveillance¹

Laboratory Automated Reporting System (LARS)

During the last four weeks, the number of influenza-positive specimens was increasing and the proportion of influenza A positive specimens was 95%.

Trend of influenza-positive specimens according to LARS



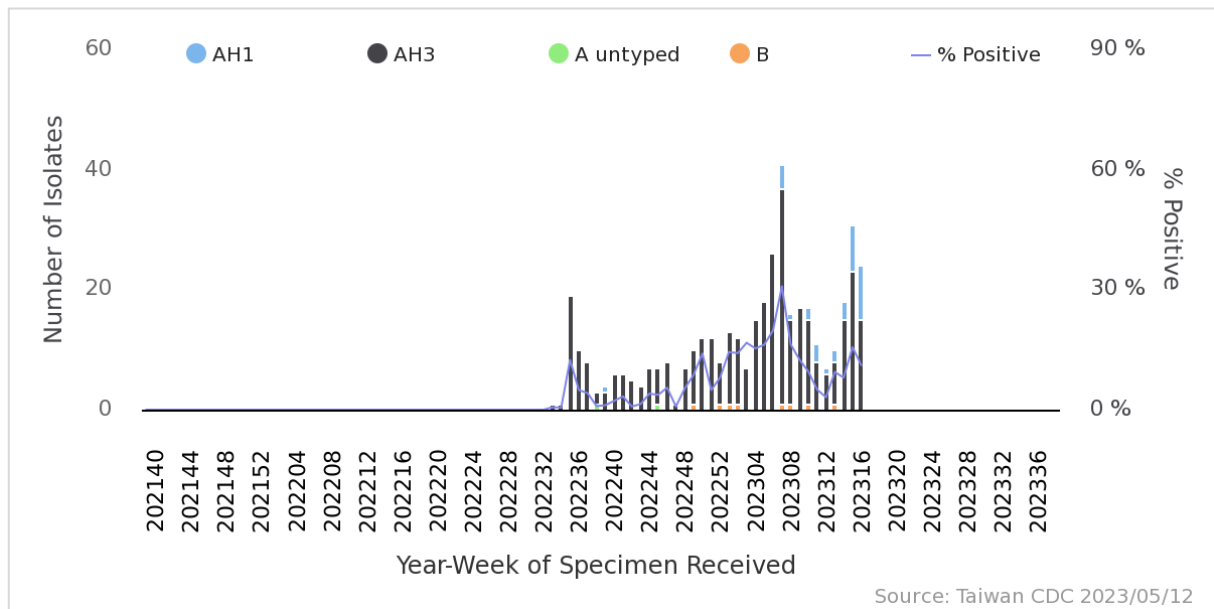
¹ In terms of the surveillance systems in Taiwan, please see: Jian, S. W., Chen, C. M., Lee, C. Y., & Liu, D. P. (2017). Real-Time Surveillance of Infectious Diseases: Taiwan's Experience. Health security, 15(2), 144-153.



Contracted Virology Laboratories Surveillance

The proportion of influenza-positive specimens of week 17 was 11.1%. During the last four weeks (week 14 to week 17, 2023), A/H3N2 was the predominant type among influenza virus, while A/H1N1 increased. Weekly virus data are available at <https://nidss.cdc.gov.tw/>.

Influenza isolates according to Contracted Virology Laboratories

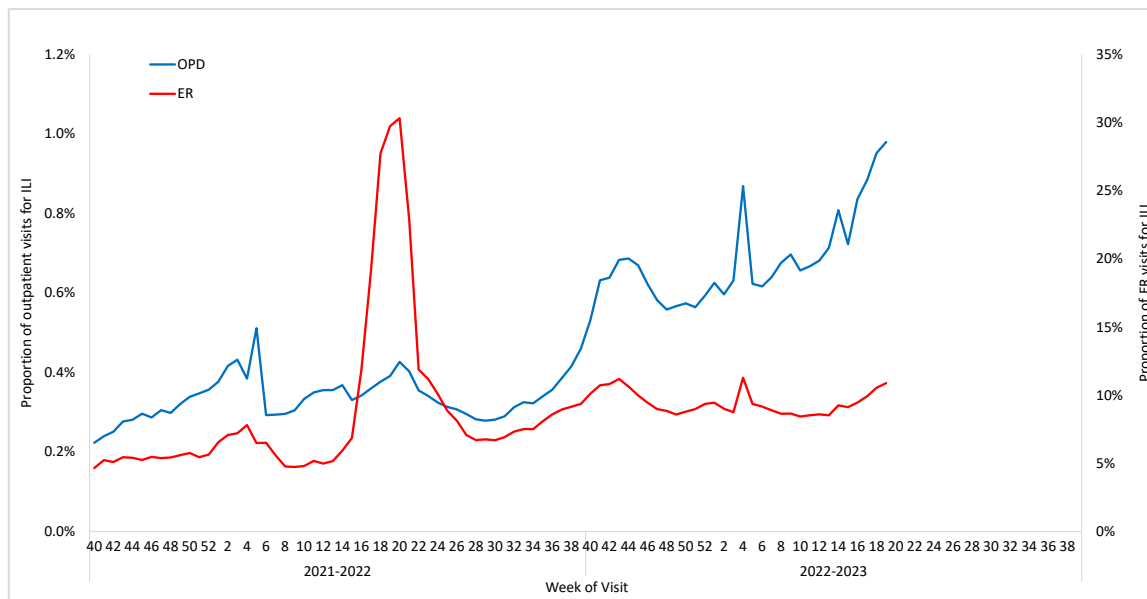


Influenza-like Illness (ILI) Surveillance

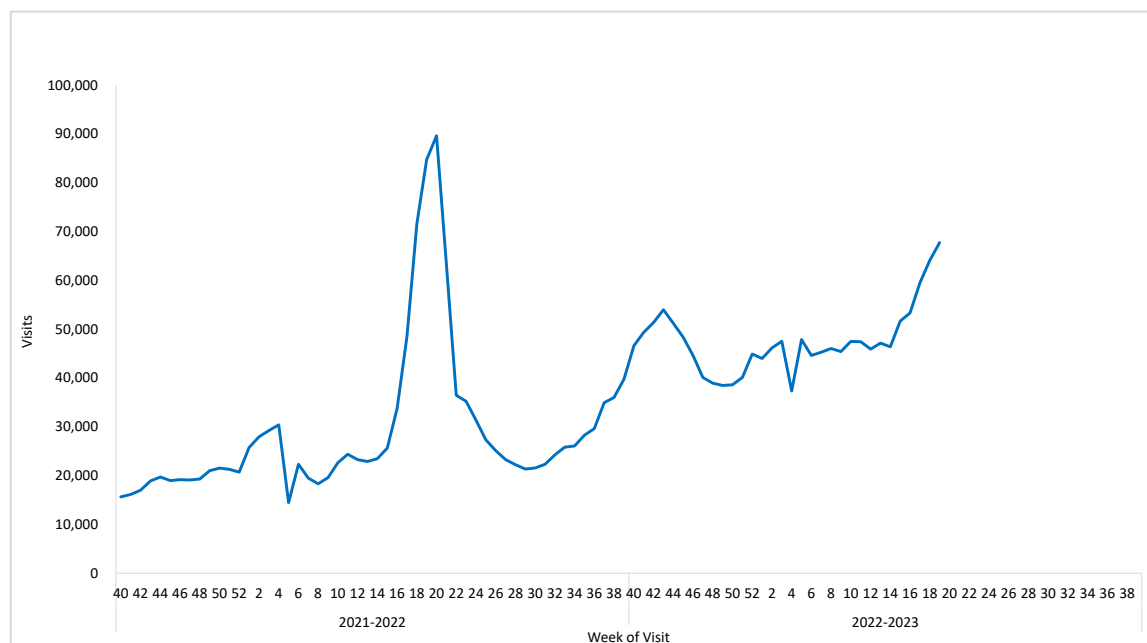
During week 19, the proportions of ILI visits were 1.0% and 10.9% for the outpatient and ER visits respectively. The total number of visits for ILI in outpatient and ER increased to 67,733, and the trend was increasing and higher than the same periods in 2020 and 2021.



Percentages of outpatient and ER visits for ILI



Total number of outpatient and ER visits for ILI



Influenza Case with Severe Complications

There were 14 newly confirmed influenza cases with severe complications (11 H1N1, 3 H3N2) and two fatal cases (H1N1). A total of 169 influenza cases with severe complications (98 H3N2, 65 H1N1, 2 untyped influenza A, and 4 influenza B) have been confirmed since October 1, 2022, and 24 of them (17 H3N2, 6 H1N1 and 1 influenza B) were fatal.

Incidence of influenza cases with severe complications and mortality rate October 1, 2022, to May 15, 2023

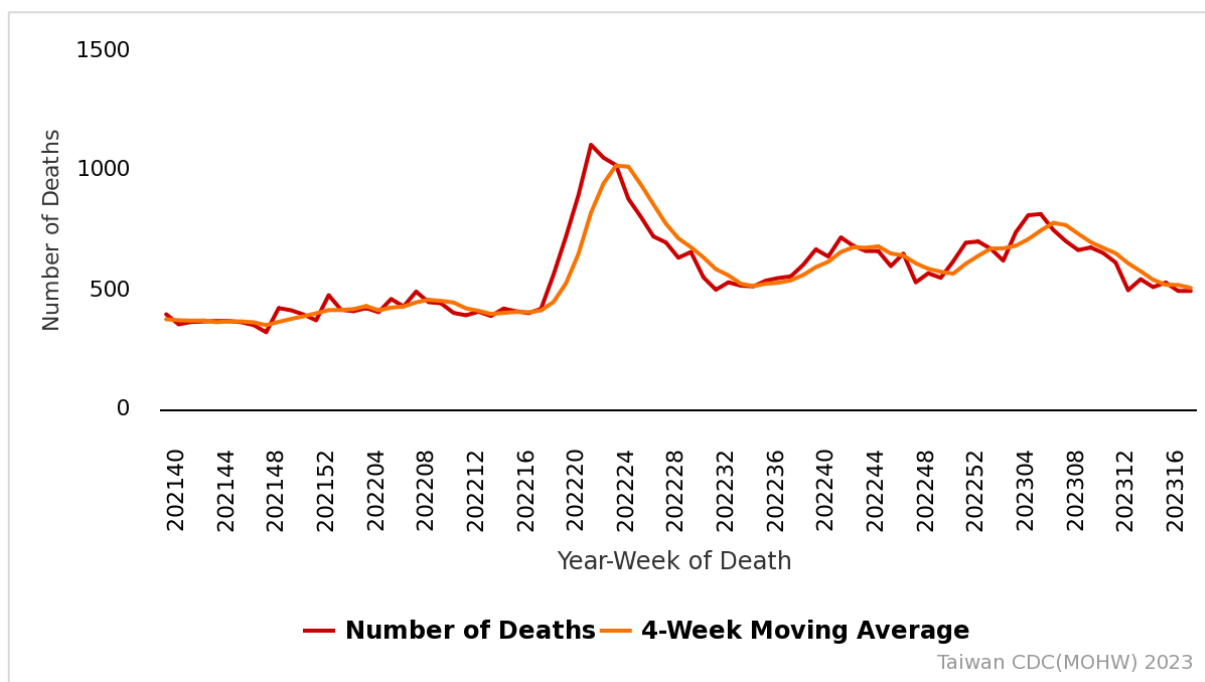
Age Group	Cases	Deaths	Cumulative incidence per 100,000 population	Cumulative mortality per 100,000 population
< 3 y	2	0	0.42	0
3-6 y	5	1	0.64	0.13
7-18 y	15	0	0.62	0
19-24 y	1	0	0.06	0
25-49 y	25	1	0.29	0.01
50-64 y	43	5	0.82	0.10
65 +	78	17	1.96	0.43
Total	169	24	0.73	0.10



Pneumonia and Influenza (P&I) Mortality Surveillance

Based on the Internet System for Death Reporting (ISDR)² data, the number of deaths attributed to pneumonia and influenza (P&I) during week 18 was comparable to the previous week, and the trend slightly decreased during recent weeks. The proportion of deaths attributed to P&I for adults aged 65 and older was the highest among the three age groups (0-49, 50-64, and 65+). Weekly P&I data are available at <https://nidss.cdc.gov.tw/>.

Weekly Number of Deaths due to Pneumonia and Influenza



² Medical institutions are required to report any mortality case to the Ministry of Health and Welfare (MOHW) within 7 days after a death certificate is issued through the Internet System for Death Reporting (ISDR). Either the immediate cause of death or the underlying cause of death was used to identify P&I death cases. Only those with keyword texts containing 'pneumonia', 'influenza' or 'common cold' were counted as a P&I death.

