

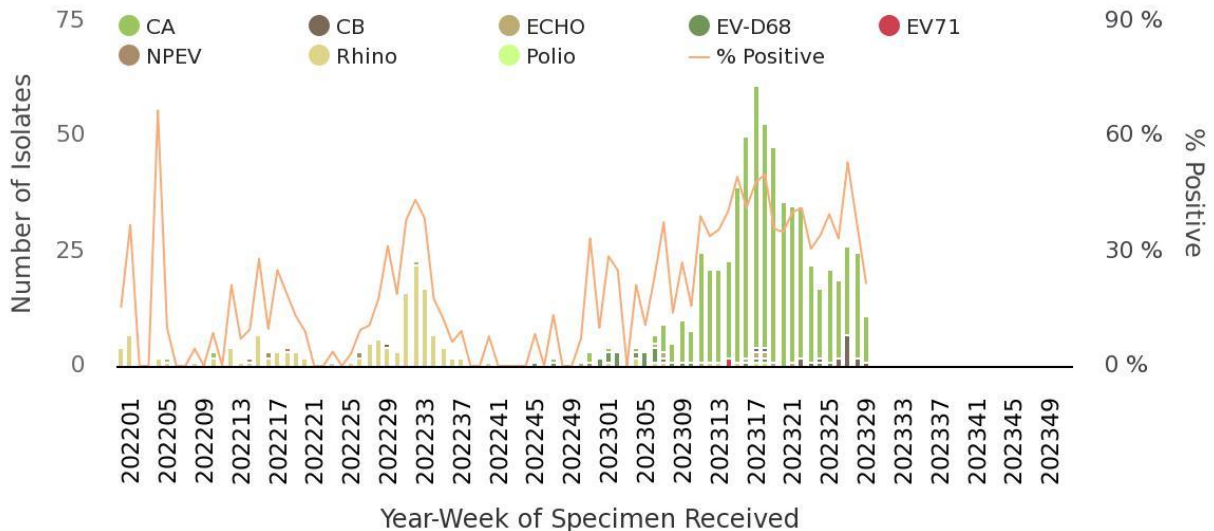


Summary

According to the laboratory surveillance¹, Coxsackie A was the predominant virus type in the past four weeks (Figure 1), and EV71 and EV-D68 virus were active in community. During week 32, the total number of outpatient and ER visits for enterovirus infection was 10,205, which was higher than previous week, as shown in Figure 2.

Between August 8 and 14, no new EVSC² case was confirmed. There have been eight EVSC cases since 2023 (Figure 3), and cases caused by Coxsackie A4, A6, EV-D68, and Echovirus 21 (Figure 3). All cases were below 5 years old (Table 1).

For further information, please visit the Taiwan National Infectious Disease Statistics System (NIDSS) website at <https://nidss.cdc.gov.tw/en/Home/Index?op=1>



Taiwan CDC 2023/08/11

Figure 1. Trend of Enterovirus Isolates, 2022-2023

- In terms of the surveillance systems in Taiwan, please see: Jian, S. W., Chen, C. M., Lee, C. Y., & Liu, D. P. (2017). Real-Time Surveillance of Infectious Diseases: Taiwan's Experience. *Health security*, 15(2), 144-153.
- EVSC: Enteroviruses infection with Severe Complications



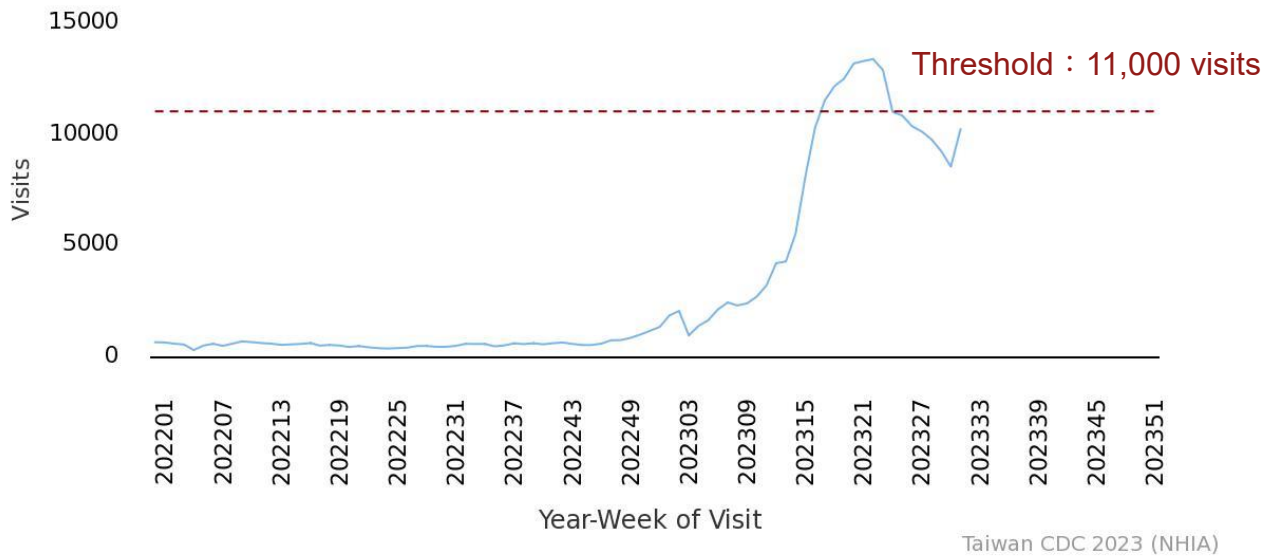


Figure 2. Trend of outpatient and ER visits for enterovirus infection, 2022-2023

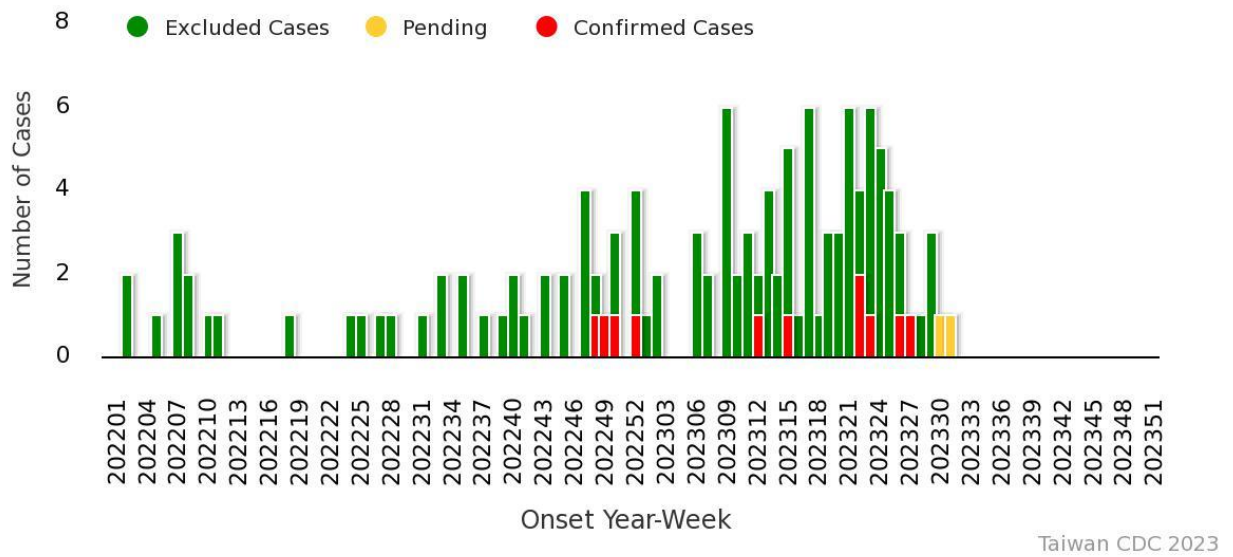


Figure 3. Trend of EVSC, 2022-2023



Table 1. Age and sex distribution of EVSC cases in 2023

Age(year)	Male	Female	Total
<1	1	1	2
1	2	1	3
2	2	0	2
3	0	0	0
4	0	1	1
5	0	0	0
6	0	0	0
7-9	0	0	0
≥ 10	0	0	0
Total	5	3	8

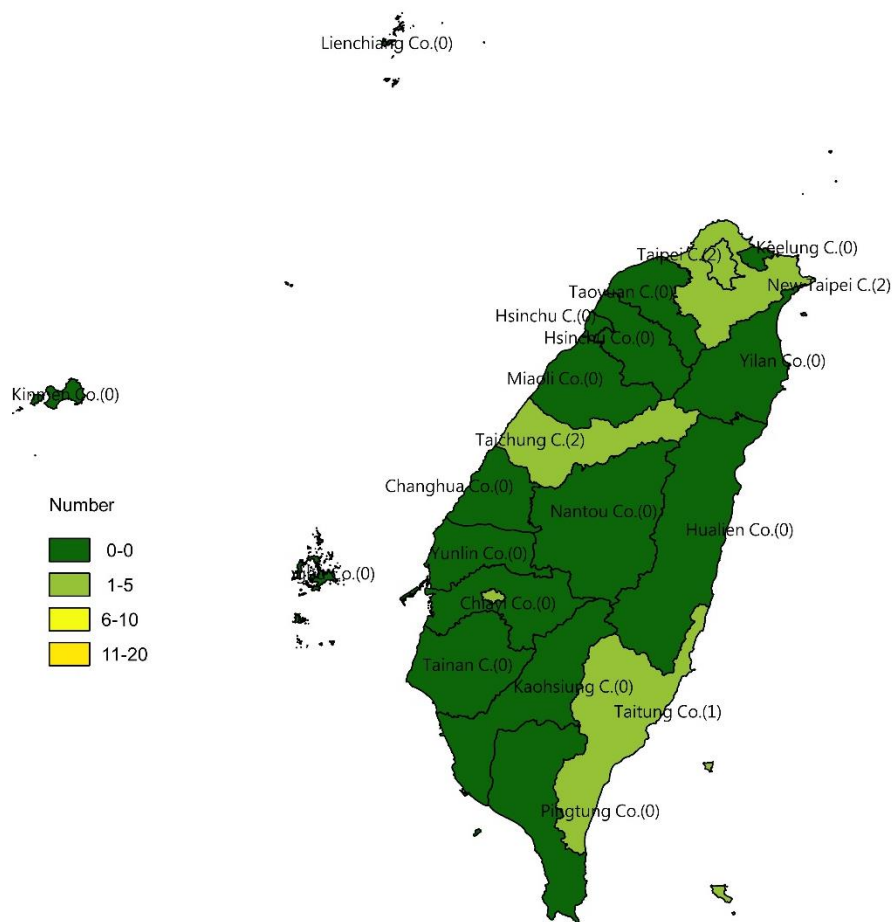


Figure 4. Geographical distribution of EVSC cases in 2023

