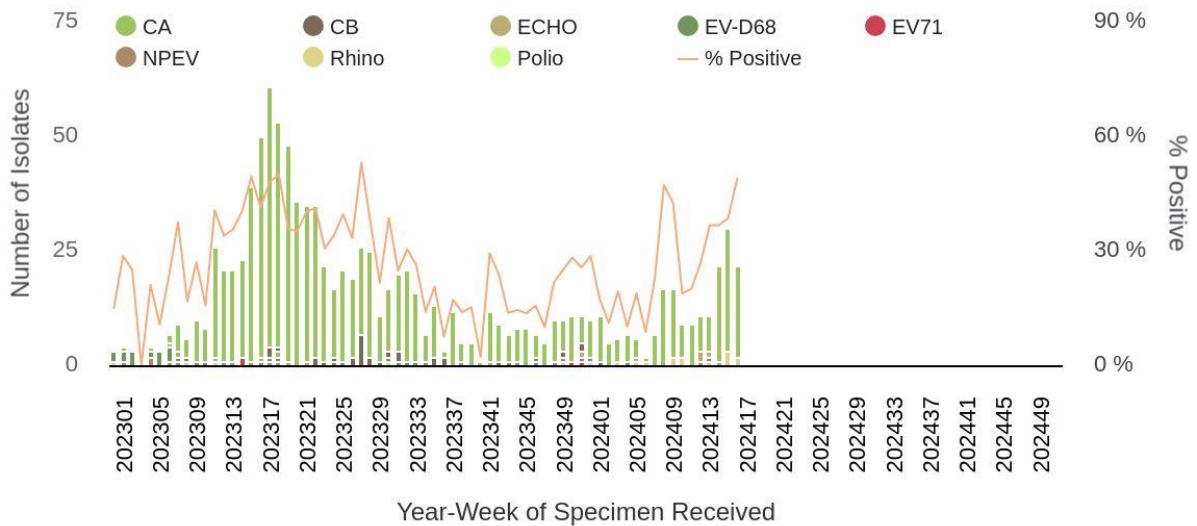




## Summary

According to the laboratory surveillance<sup>1</sup>, Coxsackie A was the predominant virus type in the past four weeks in community (Figure 1). During week 19, the total number of outpatient and emergency room (ER) visits for enterovirus infection was 17,895, which was increasing recently and above the threshold (11,000 visits), as shown in Figure 2. Between May 7 and 13, no new EVSC<sup>2</sup> case was confirmed. There has been one case of EVSC since 2024 caused by Coxsackie A10 (Figure 3 and 4, Table).

For further information, please visit the Taiwan National Infectious Disease Statistics System (NIDSS) website at <https://nidss.cdc.gov.tw/en/Home/Index?op=1>



Taiwan CDC 2024/05/10

Figure 1. Trend of Enterovirus Isolates, 2023-2024

1. In terms of the surveillance systems in Taiwan, please see: Jian, S. W., Chen, C. M., Lee, C. Y., & Liu, D. P. (2017). Real-Time Surveillance of Infectious Diseases: Taiwan's Experience. *Health security*, 15(2), 144-153.
2. EVSC: Enteroviruses infection with Severe Complications



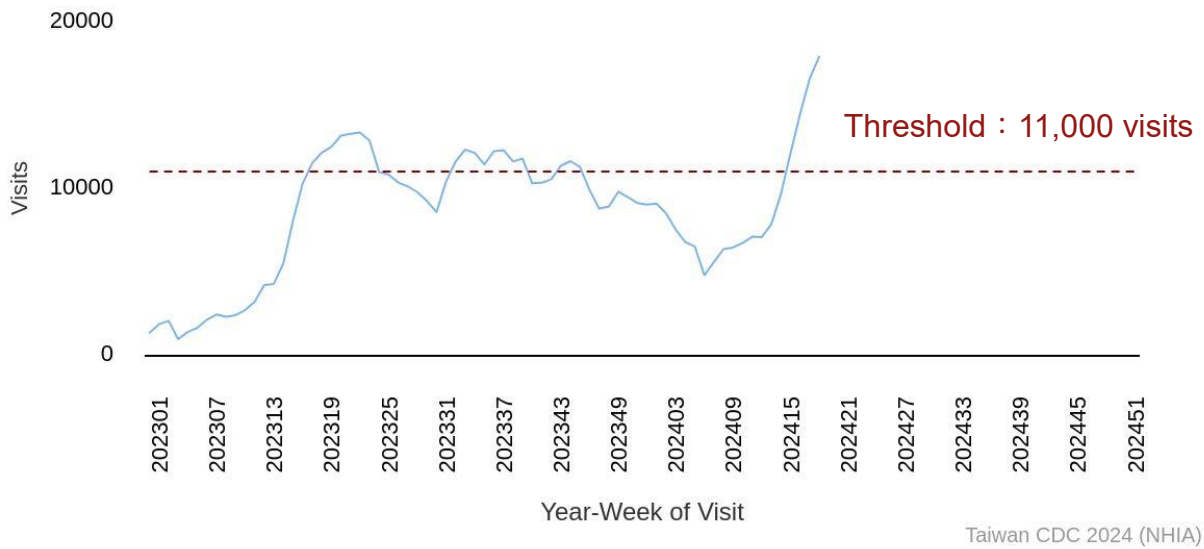


Figure 2. Trend of outpatient and ER visits for enterovirus infection, 2023-2024

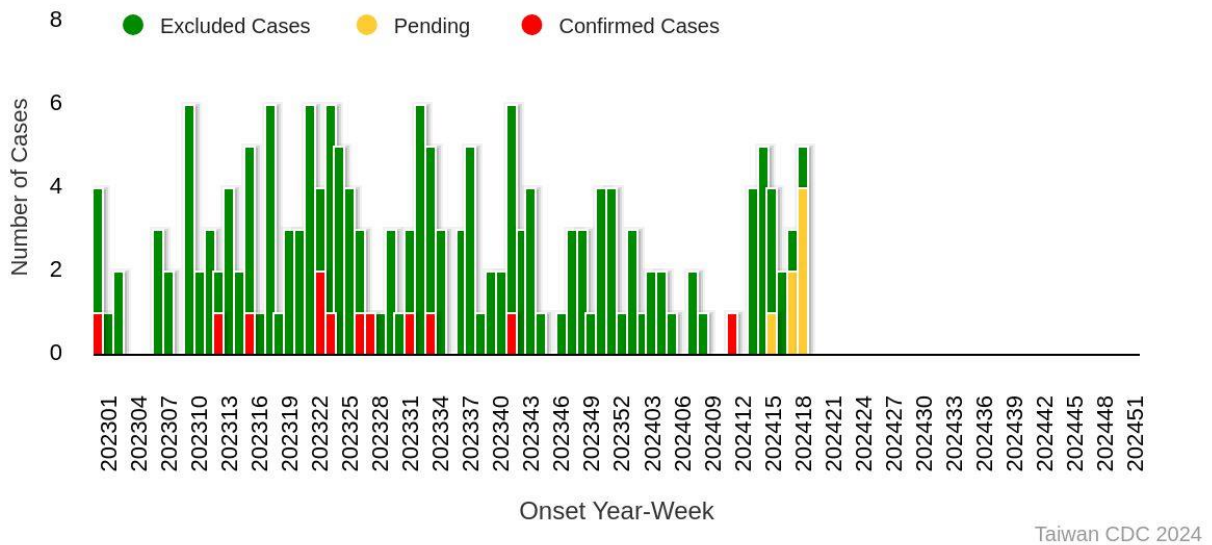


Figure 3. Trend of EVSC case, 2023-2024



Table. Age and sex distribution of EVSC case in 2024

Age(year)	Male	Female	Total
<1	0	1	1
1	0	0	0
2	0	0	0
3	0	0	0
4	0	0	0
5	0	0	0
6	0	0	0
7-9	0	0	0
≥ 10	0	0	0
<b>Total</b>	<b>0</b>	<b>1</b>	<b>1</b>

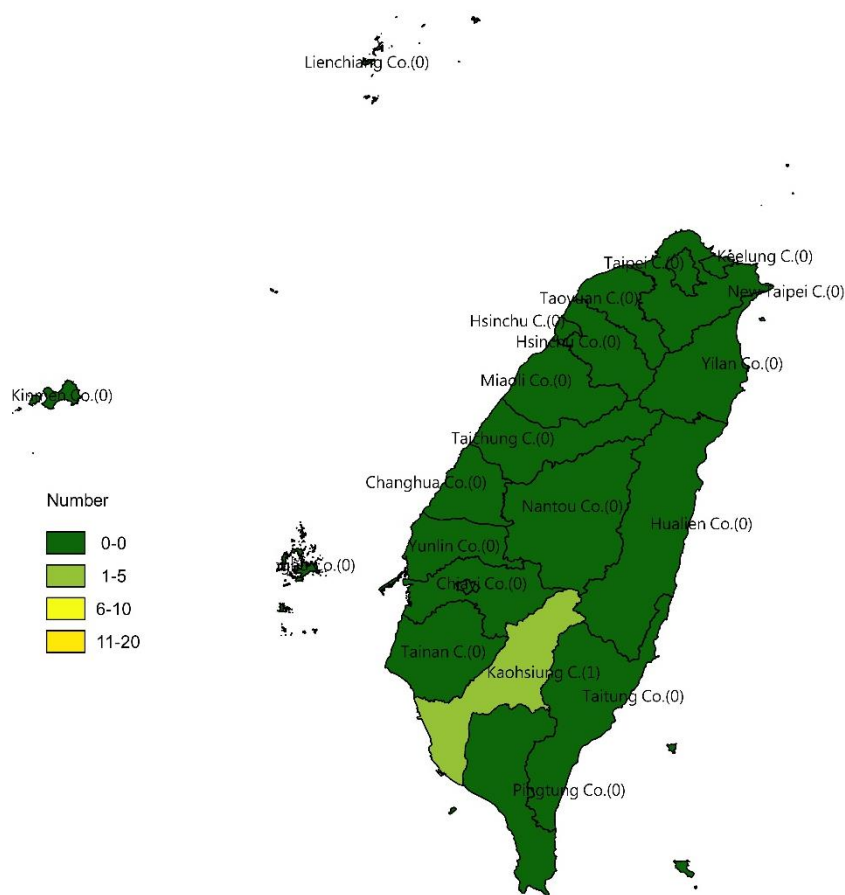


Figure 4. Geographical distribution of EVSC case in 2024

