



Synopsis

The number of medical visits for ILI was increasing.

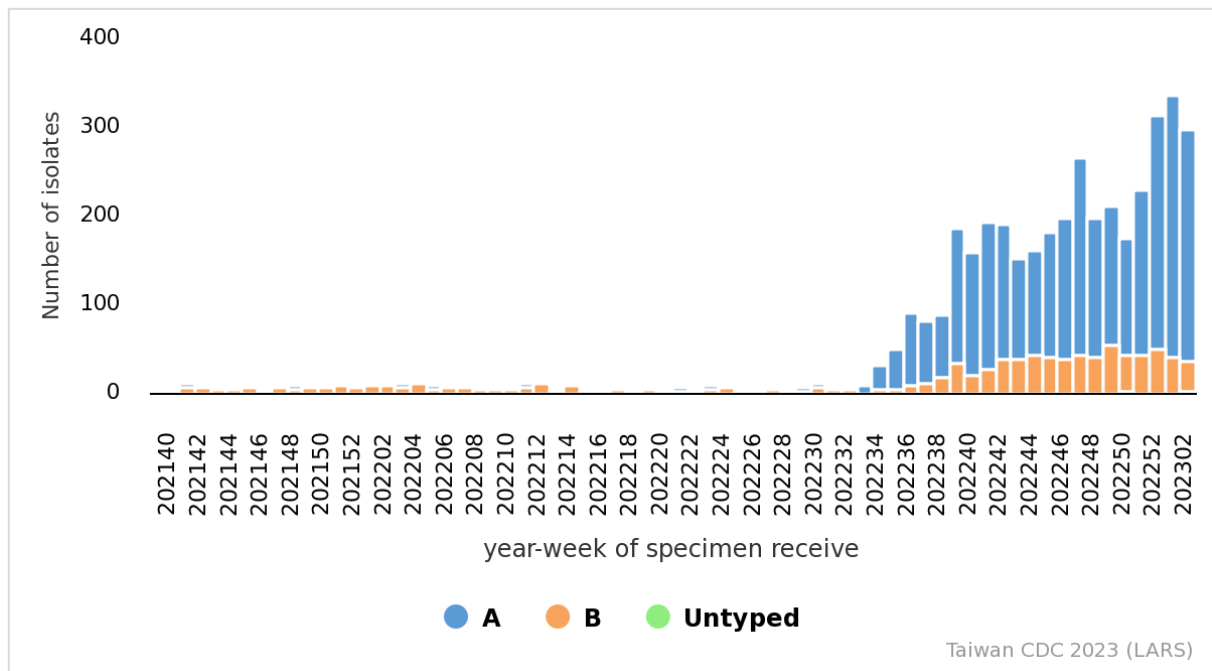
- Influenza virus activity persisted in community. A/H3N2 was predominant type among influenza virus isolates during the past four weeks.
- The number of medical visits for influenza-like illness (ILI) slightly increased and was higher than the same periods of the previous two flu seasons.
- There were 25 influenza cases with severe complications (19 H3N2, 2 H1N1 and 4 influenza B) since October 1, 2022, and four of them were fatal.

Laboratory Surveillance¹

Laboratory Automated Reporting System (LARS)

The number of influenza-positive specimens was increasing during recent weeks. During the past four weeks, the proportions of influenza A and influenza B positive specimens were 86% and 14% respectively.

Trend of influenza-positive specimens according to LARS



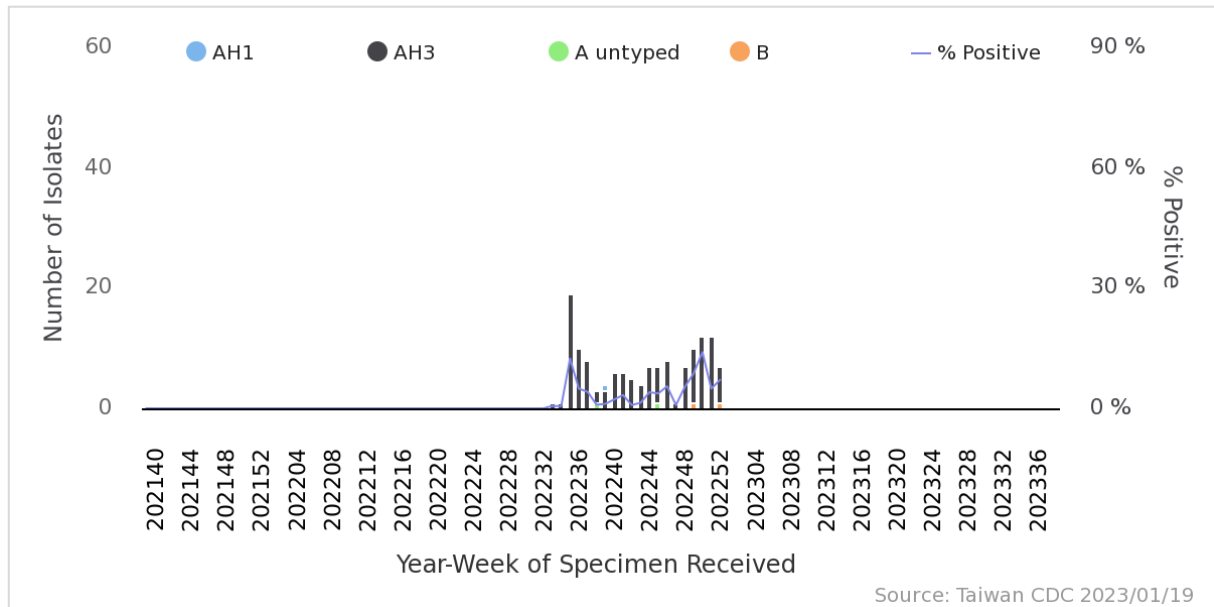
¹ In terms of the surveillance systems in Taiwan, please see: Jian, S. W., Chen, C. M., Lee, C. Y., & Liu, D. P. (2017). Real-Time Surveillance of Infectious Diseases: Taiwan's Experience. Health security, 15(2), 144-153.



Contracted Virology Laboratories Surveillance

The proportion of influenza-positive specimens was 7.1% during week 1, 2023. During the past four weeks (week 50, 2022 to week 1, 2023), A/H3N2 was predominant type among influenza virus isolates. Weekly virus data are available at <https://nidss.cdc.gov.tw/>.

Influenza isolates according to Contracted Virology Laboratories

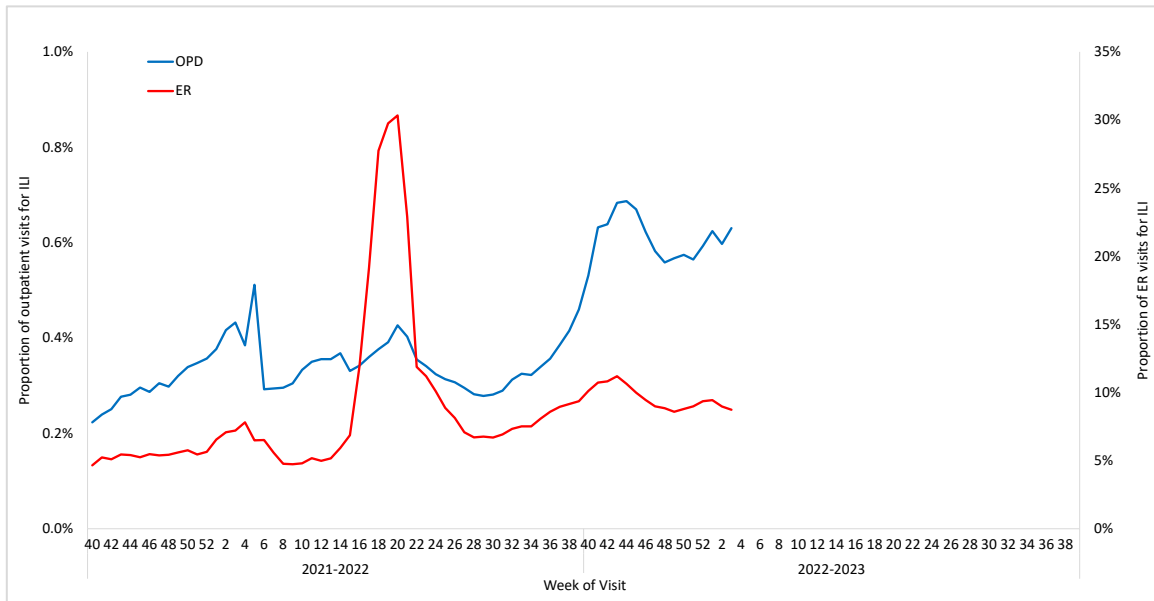


Influenza-like Illness (ILI) Surveillance

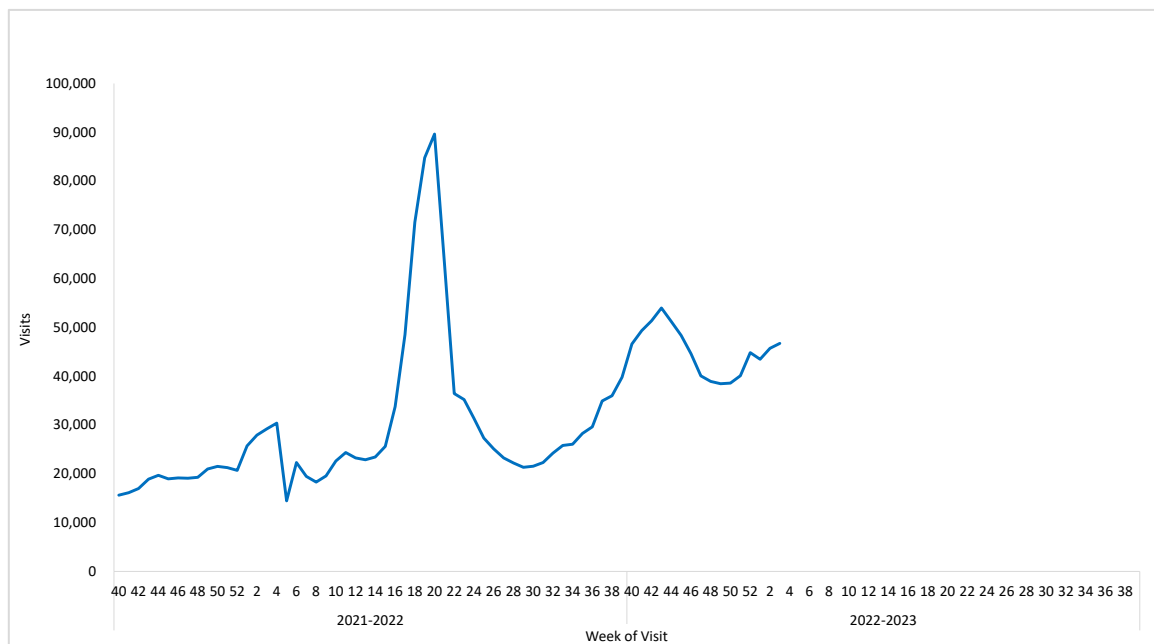
During week 3, the proportions of ILI visits were 0.6% and 8.7% for the outpatient and ER visits, respectively. The total number of visits for ILI in outpatient and ER slightly increased to 46,928 and was higher than the same periods of the previous two flu seasons.



Percentages of outpatient and ER visits for ILI



Total number of outpatient and ER visits for ILI



Influenza Case with Severe Complications

There were two newly confirmed influenza cases with severe complications (H3N2). A total of 25 influenza cases with severe complications (19 H3N2, 2 H1N1 and 4 influenza B) were confirmed since October 1, 2022, and four of them (3 H3N2 and 1 influenza B) were fatal.

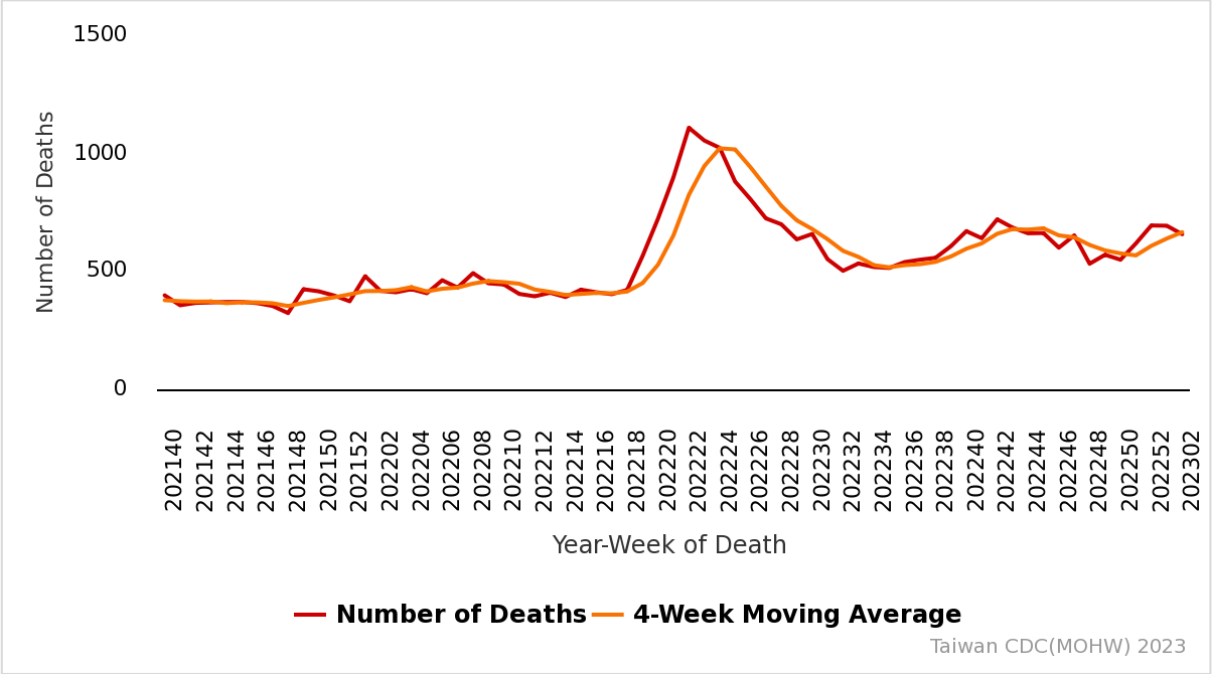
Incidence of influenza cases with severe complications and mortality rate October 1, 2022, to January 23, 2023

Age Group	Cases	Deaths	Cumulative incidence per 100,000 population	Cumulative mortality per 100,000 population
< 3 y	1	0	0.21	0
3-6 y	1	0	0.13	0
7-18 y	4	0	0.16	0
19-24 y	1	0	0.06	0
25-49 y	3	0	0.03	0
50-64 y	4	0	0.08	0
65 +	11	4	0.28	0.10
Total	25	4	0.11	0.02



Pneumonia and Influenza (P&I) Mortality Surveillance

Based on the Internet System for Death Reporting (ISDR)² data, the number of deaths attributed to pneumonia and influenza (P&I) slightly increased in recent weeks. The proportion of deaths attributed to P&I for adults aged 65 and older was the highest among the three age groups (0-49, 50-64, and 65+). Weekly P&I data are available at <https://nidss.cdc.gov.tw/>.



² Medical institutions are required to report any mortality case to the Ministry of Health and Welfare (MOHW) within 7 days after a death certificate is issued through the Internet System for Death Reporting (ISDR). Either the immediate cause of death or the underlying cause of death was used to identify P&I death cases. Only those with keyword texts containing 'pneumonia', 'influenza' or 'common cold' were counted as a P&I death.