



## Synopsis

The number of medical visits for influenza-like illness slightly increased, but was still low.

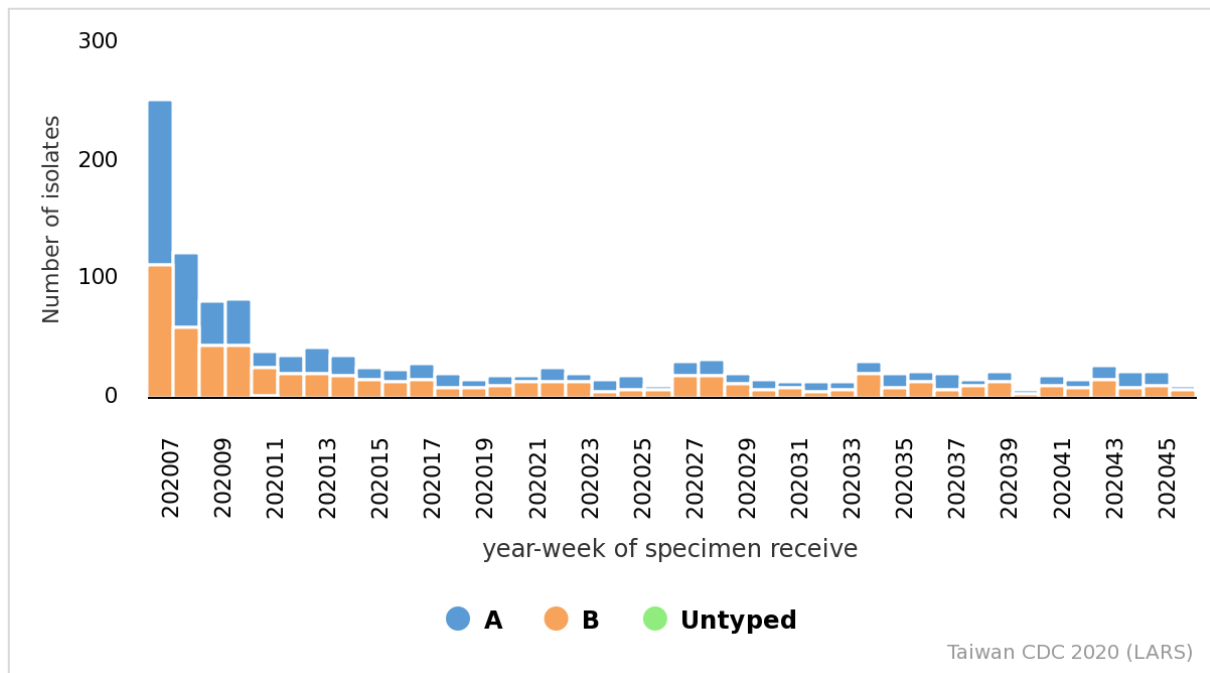
- Influenza virus activity was low in community. Other respiratory viruses remained dominant during the past four weeks.
- The number of medical visits for ILI slightly increased.
- There have been no influenza cases with severe complications since October 1, 2020.

## Laboratory Surveillance<sup>1</sup>

### Laboratory Automated Reporting System (LARS)

The number of influenza-positive specimens continued to be low. During the past four weeks, the proportions of influenza A and influenza B positive specimens were 48% and 52% respectively.

Trend of influenza-positive specimens according to LARS



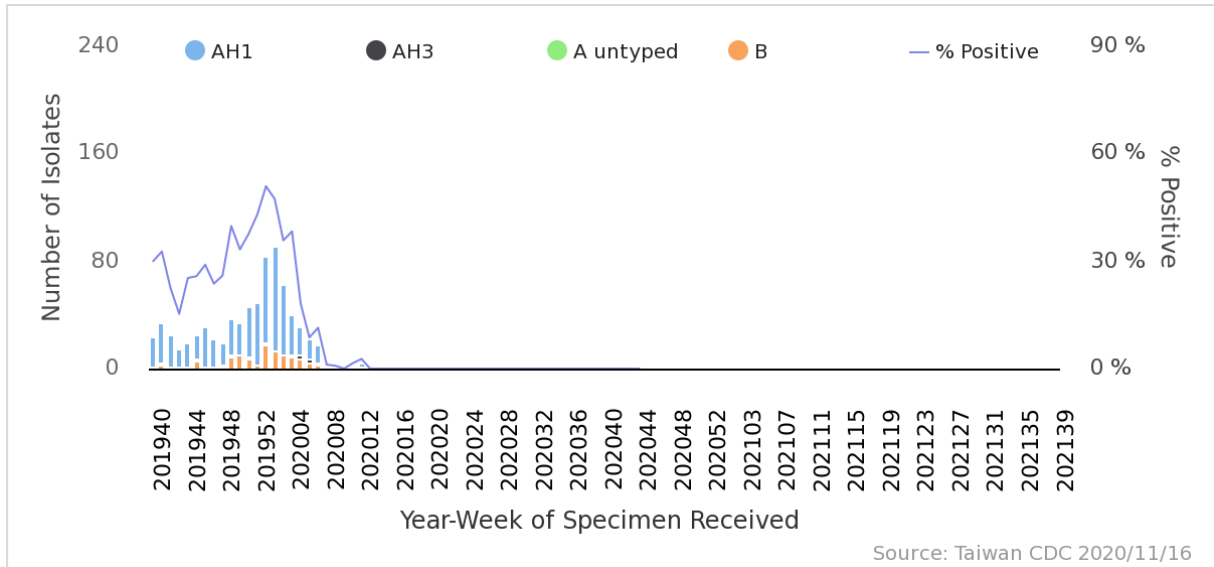
<sup>1</sup> In terms of the surveillance systems in Taiwan, please see: Jian, S. W., Chen, C. M., Lee, C. Y., & Liu, D. P. (2017). Real-Time Surveillance of Infectious Diseases: Taiwan's Experience. Health security, 15(2), 144-153.



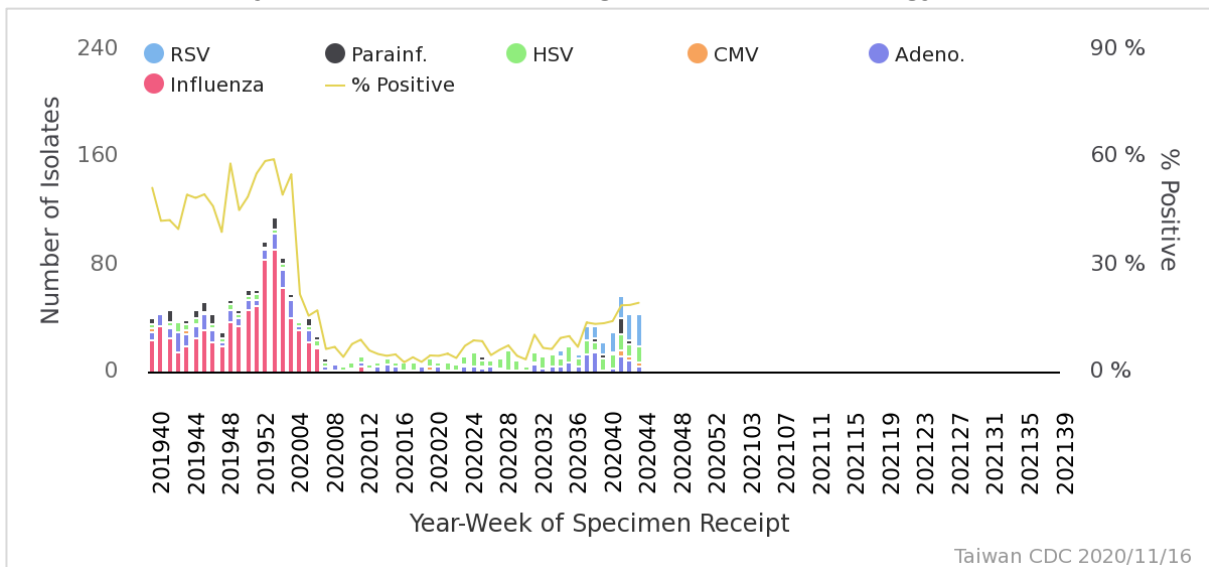
## Contracted Virology Laboratories Surveillance

During the past four weeks (41-44), there was no influenza isolates, and the top three respiratory virus isolates were RSV (43.4%), HSV (25.1%) and adenovirus (16.6%). Weekly virus data are available at <https://nidss.cdc.gov.tw/>.

### Influenza isolates according to Contracted Virology Laboratories



### Respiratory virus isolates according to Contracted Virology Laboratories



## Antigenicity and Antiviral Resistance

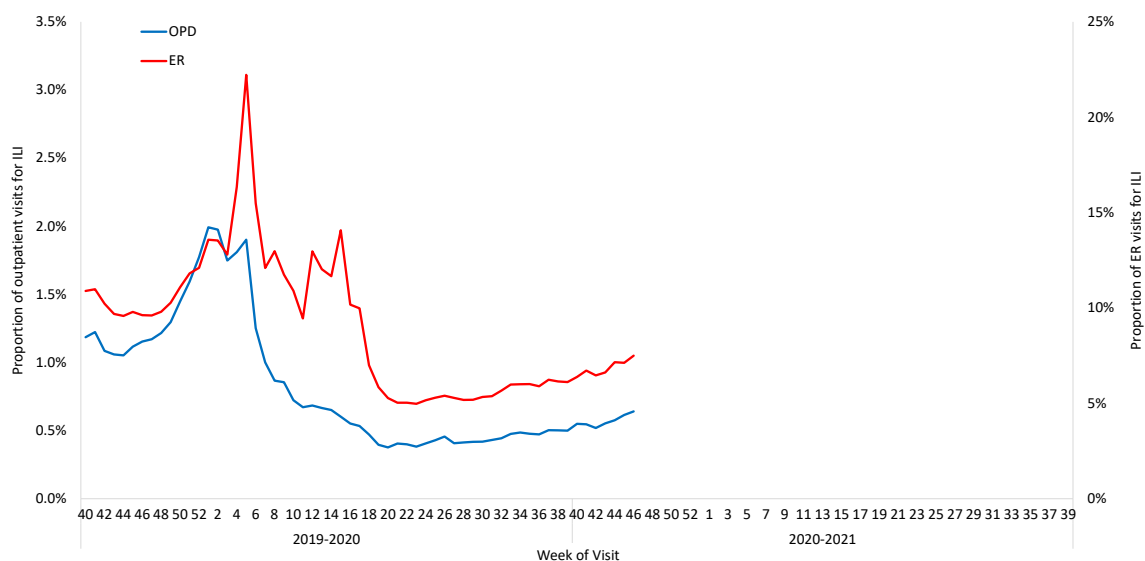
There was no influenza virus isolates to test for antigenicity compared with the 2020-21 influenza vaccine, and antiviral resistance.



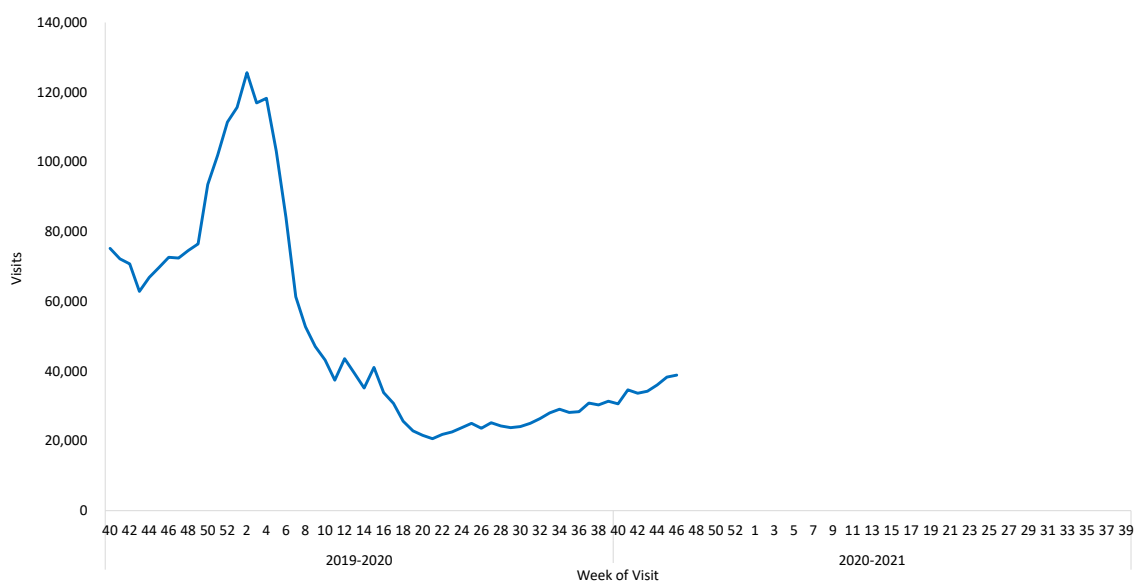
## Influenza-like Illness (ILI) Surveillance

During week 46, the proportions of ILI visits were 0.6% and 7.5% for the outpatient and ER visits, respectively. The proportion of ER visits was below the national baseline of 11.0%. The total number of visits for ILI in outpatient and ER was 38,887, which slightly increased during recent weeks.

### Percentages of outpatient and ER visits for ILI



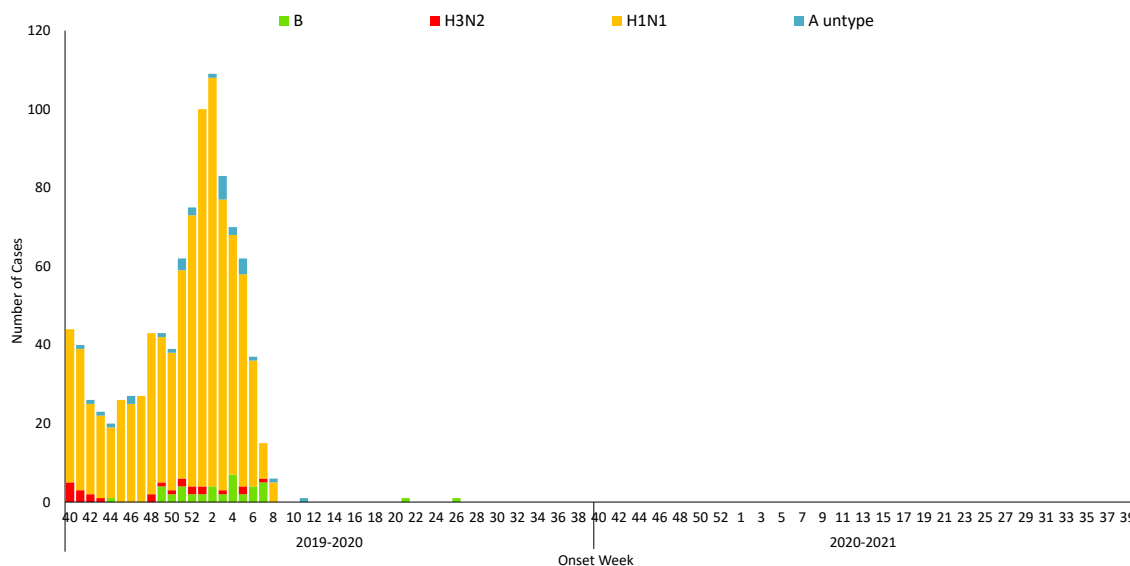
### Total number of outpatient and ER visits for ILI



## Influenza Case with Severe Complications

There have been no influenza cases with severe complications since October 1, 2020. A total of 968 influenza cases with severe complications, including 161 fatal cases during 2019-2020 influenza season. Most of these cases were adults aged 65 and older.

**Number of influenza cases with severe complications by week of onset**



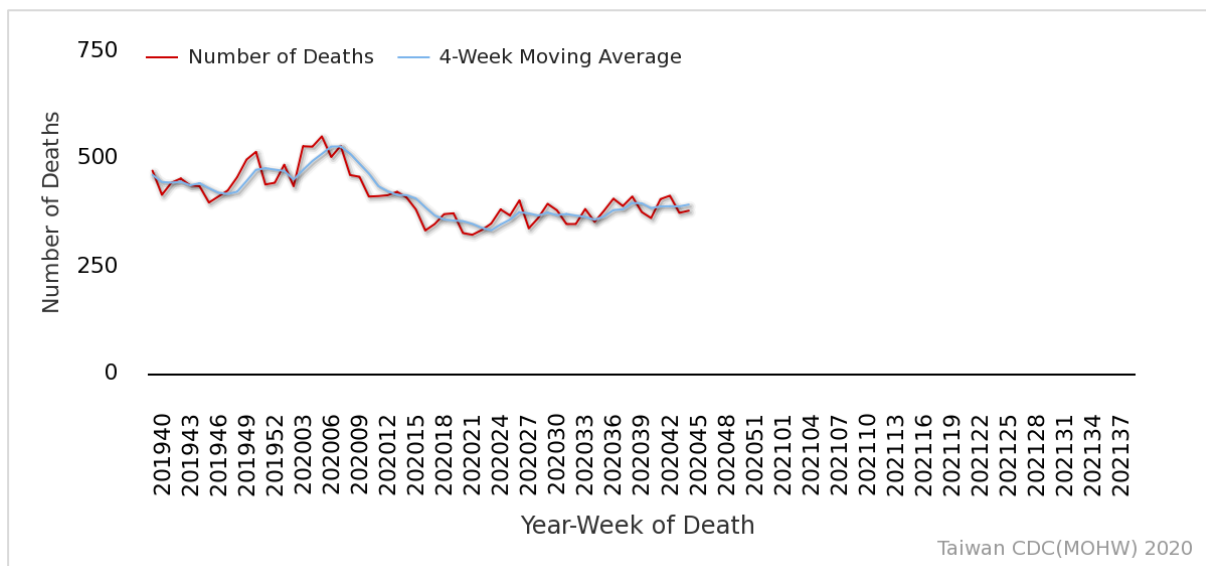
**Incidence of influenza cases with severe complications and mortality rate  
October 1, 2019, to September 30, 2020**

Age Group	Cases	Deaths	Cumulative incidence per 100,000 population	Cumulative mortality per 100,000 population
< 3 y	14	2	2.5	0.4
3-6 y	22	1	2.6	0.1
7-18 y	18	0	0.7	0.0
19-24 y	11	1	0.6	0.1
25-49 y	175	20	2.0	0.2
50-64 y	309	46	5.8	0.9
65 +	419	91	11.8	2.6
Total	968	161	4.1	0.7



## Pneumonia and Influenza (P&I) Mortality Surveillance

Based on the Internet System for Death Reporting (ISDR)<sup>2</sup> data, the number of deaths attributed to pneumonia and influenza (P&I) remained the same in recent weeks. The proportion of deaths attributed to P&I for adults aged 65 and older was the highest among the three age groups (0–49, 50–64, and 65+). Weekly P&I data are available at <https://nidss.cdc.gov.tw/>.



<sup>2</sup> Medical institutions are required to report any mortality case to the Ministry of Health and Welfare (MOHW) within 7 days after a death certificate is issued through the Internet System for Death Reporting (ISDR). Either the immediate cause of death or the underlying cause of death was used to identify P&I death cases. Only those with keyword texts containing 'pneumonia', 'influenza' or 'common cold' were counted as a P&I death.

