



Synopsis

Influenza virus activity is persistence.

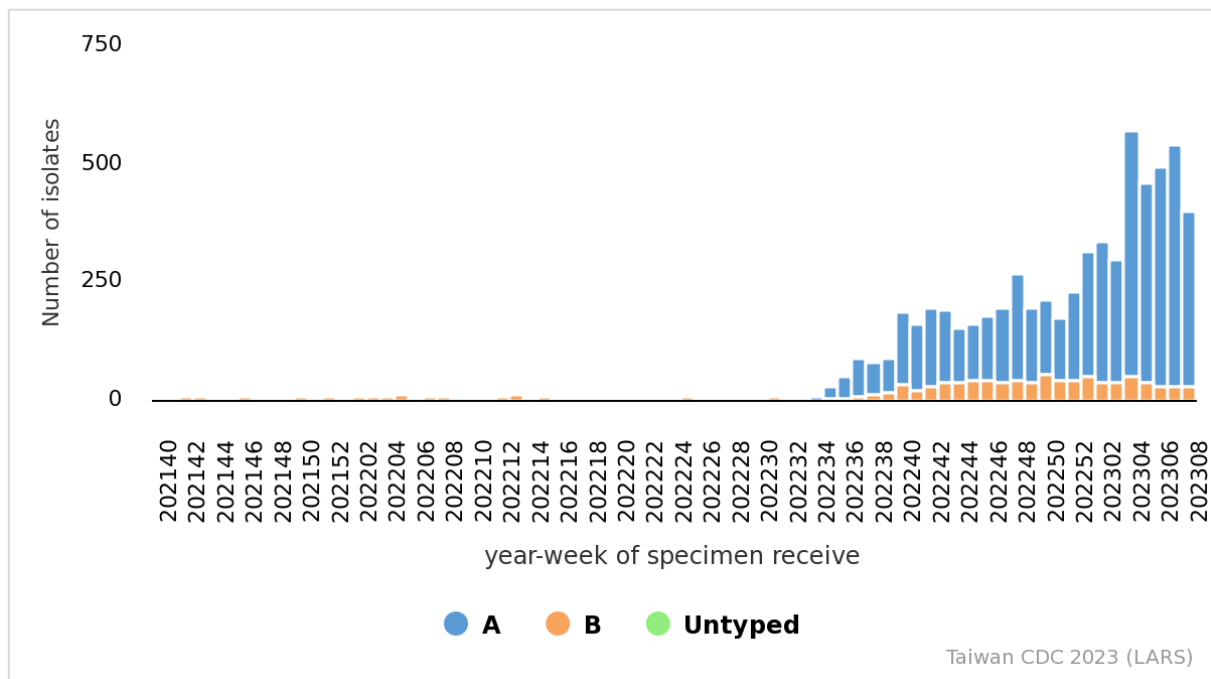
- Influenza virus activity increased slightly in community. A/H3N2 was the predominant type among influenza virus isolates during the past four weeks.
- The number of medical visits for influenza-like illness (ILI) was similar to that of the previous week but higher than the same periods of the previous two flu seasons.
- There have been 53 influenza cases with severe complications (44 H3N2, 4 H1N1, 1 untyped influenza A, and 4 influenza B) since October 1, 2022, and nine of them were fatal.

Laboratory Surveillance¹

Laboratory Automated Reporting System (LARS)

The number of influenza-positive specimens was increasing during recent weeks. During the past four weeks, the proportions of influenza A and influenza B positive specimens were 93% and 7% respectively.

Trend of influenza-positive specimens according to LARS



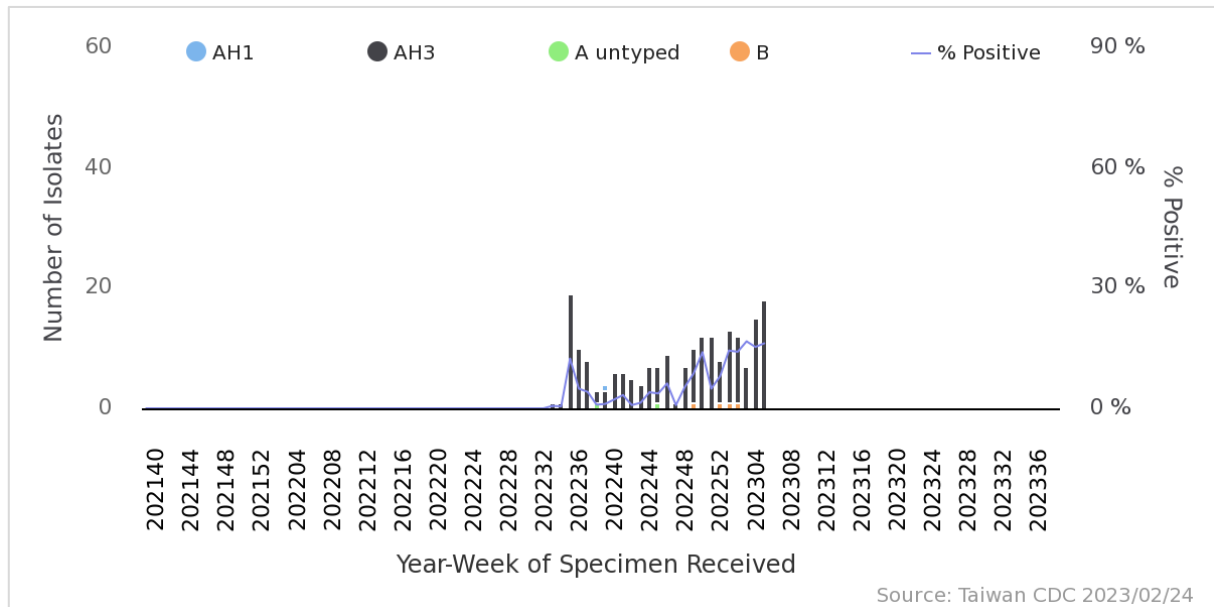
¹ In terms of the surveillance systems in Taiwan, please see: Jian, S. W., Chen, C. M., Lee, C. Y., & Liu, D. P. (2017). Real-Time Surveillance of Infectious Diseases: Taiwan's Experience. Health security, 15(2), 144-153.



Contracted Virology Laboratories Surveillance

The proportion of influenza-positive specimens was 16.2% during week 6, 2023. During the past four weeks (week 3 to week 6, 2023), A/H3N2 was the predominant type among influenza virus isolates. Weekly virus data are available at <https://nidss.cdc.gov.tw/>.

Influenza isolates according to Contracted Virology Laboratories

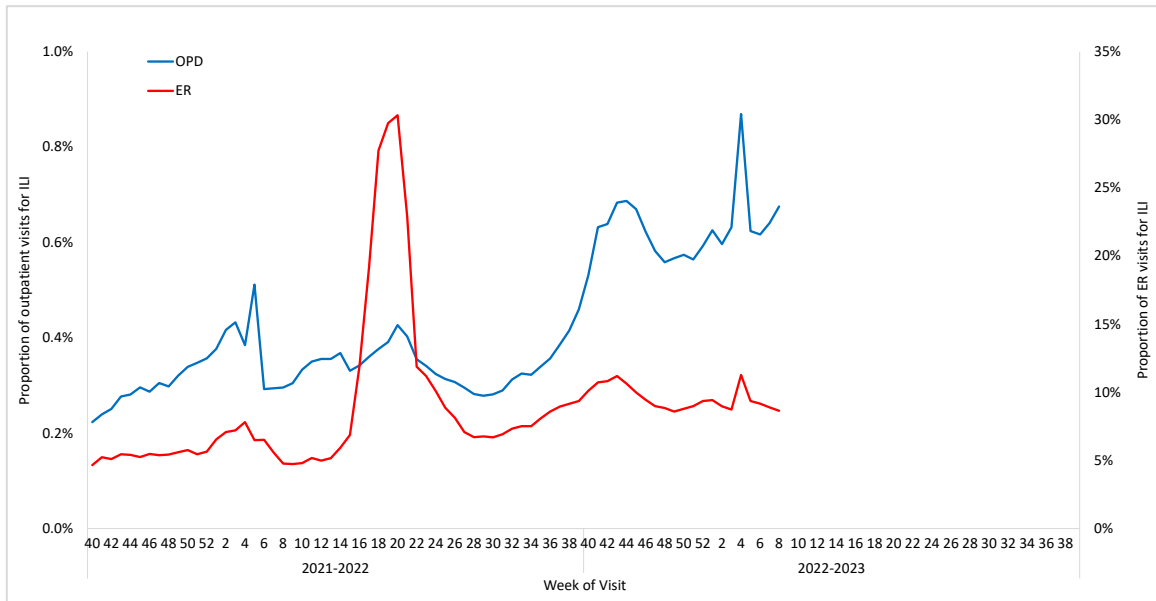


Influenza-like Illness (ILI) Surveillance

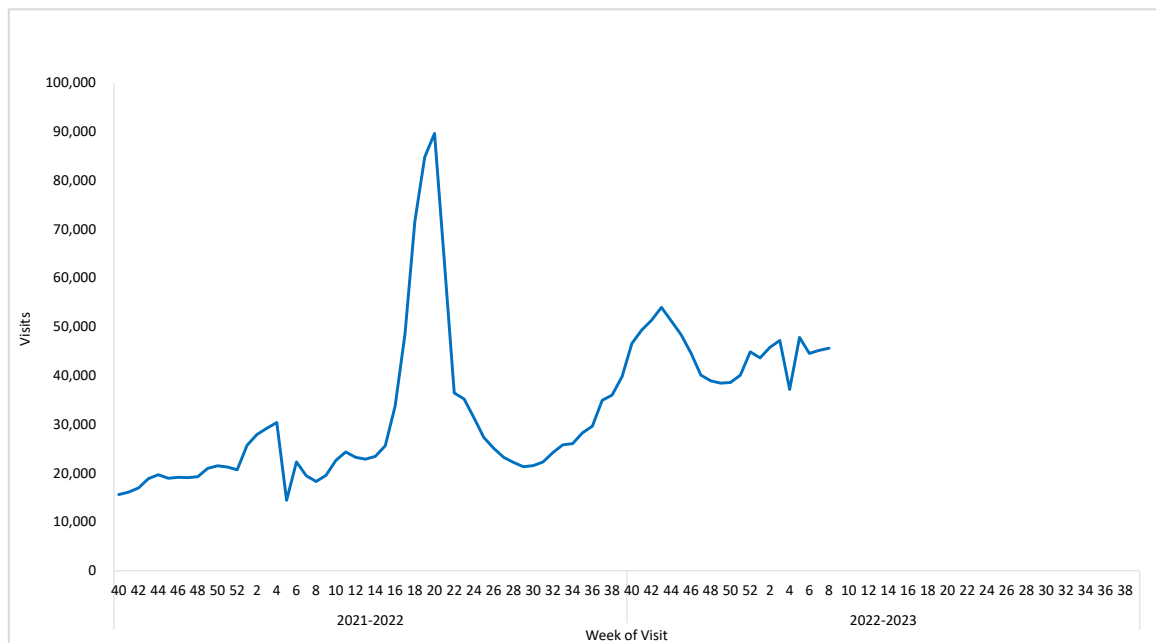
During week 8, the proportions of ILI visits were 0.7% and 8.6% for the outpatient and ER visits respectively. The total number of visits for ILI in outpatient and ER was 45,625, similar to that of the previous week but higher than the same periods of the previous two flu seasons.



Percentages of outpatient and ER visits for ILI



Total number of outpatient and ER visits for ILI



Influenza Case with Severe Complications

There were four newly confirmed influenza cases with severe complications. A total of 53 influenza cases with severe complications (44 H3N2, 4 H1N1, 1 untyped influenza A, and 4 influenza B) have been confirmed since October 1, 2022, and nine of them (8 H3N2 and 1 influenza B) were fatal.

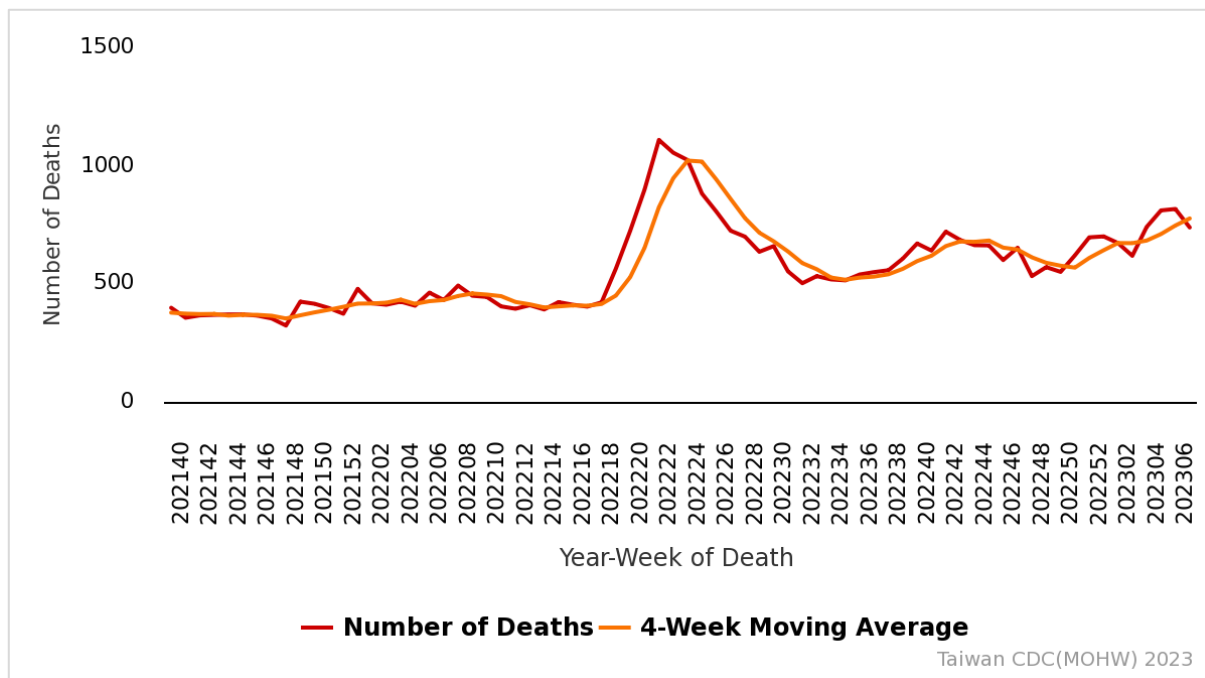
Incidence of influenza cases with severe complications and mortality rate October 1, 2022, to February 28, 2023

Age Group	Cases	Deaths	Cumulative incidence per 100,000 population	Cumulative mortality per 100,000 population
< 3 y	1	0	0.21	0
3-6 y	2	0	0.26	0
7-18 y	7	0	0.29	0
19-24 y	1	0	0.06	0
25-49 y	11	1	0.13	0
50-64 y	10	2	0.19	0
65 +	21	6	0.53	0.15
Total	53	9	0.23	0.04



Pneumonia and Influenza (P&I) Mortality Surveillance

Based on the Internet System for Death Reporting (ISDR)² data, the numbers of deaths attributed to pneumonia and influenza (P&I) slightly increased during recent weeks. The proportion of deaths attributed to P&I for adults aged 65 and older was the highest among the three age groups (0-49, 50-64, and 65+). Weekly P&I data are available at <https://nidss.cdc.gov.tw/>.



² Medical institutions are required to report any mortality case to the Ministry of Health and Welfare (MOHW) within 7 days after a death certificate is issued through the Internet System for Death Reporting (ISDR). Either the immediate cause of death or the underlying cause of death was used to identify P&I death cases. Only those with keyword texts containing 'pneumonia', 'influenza' or 'common cold' were counted as a P&I death.

