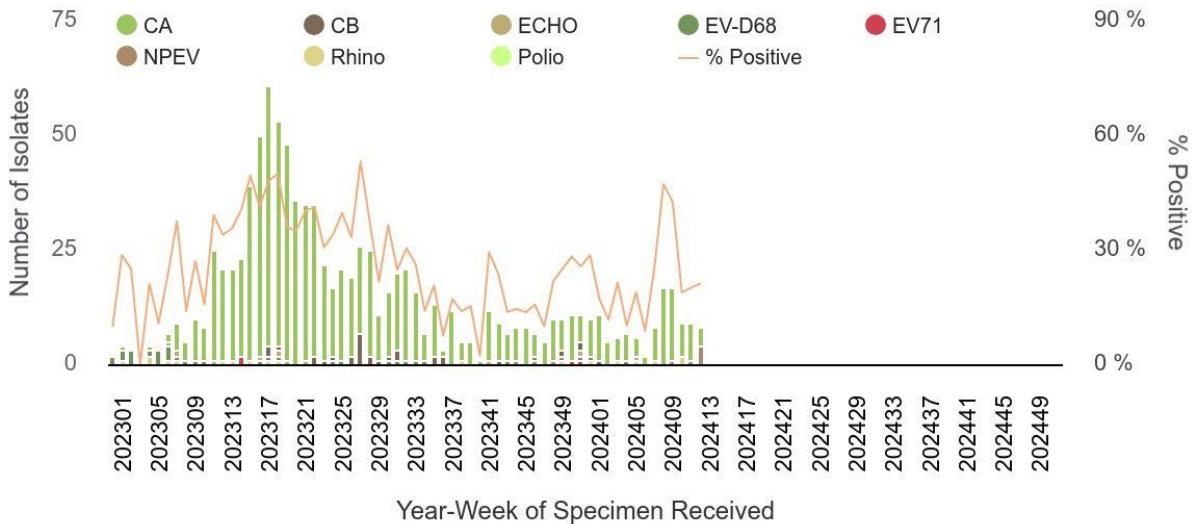




Summary

According to the laboratory surveillance¹, Coxsackie A was the predominant virus type in the past four weeks (Figure 1). During week 15, the total number of outpatient and emergency room (ER) visits for enterovirus infection was 9,256, which was increasing recently and the highest in the same period in the past 10 years, as shown in Figure 2. Between April 9 and 15, no new EVSC² case was confirmed. There has been one case of EVSC since 2024 caused by Coxsackie A10 (Figure 3 and 4, Table).

For further information, please visit the Taiwan National Infectious Disease Statistics System (NIDSS) website at <https://nidss.cdc.gov.tw/en/Home/Index?op=1>



Taiwan CDC 2024/04/15

Figure 1. Trend of Enterovirus Isolates, 2023-2024

1. In terms of the surveillance systems in Taiwan, please see: Jian, S. W., Chen, C. M., Lee, C. Y., & Liu, D. P. (2017). Real-Time Surveillance of Infectious Diseases: Taiwan's Experience. *Health security*, 15(2), 144-153.
2. EVSC: Enteroviruses infection with Severe Complications



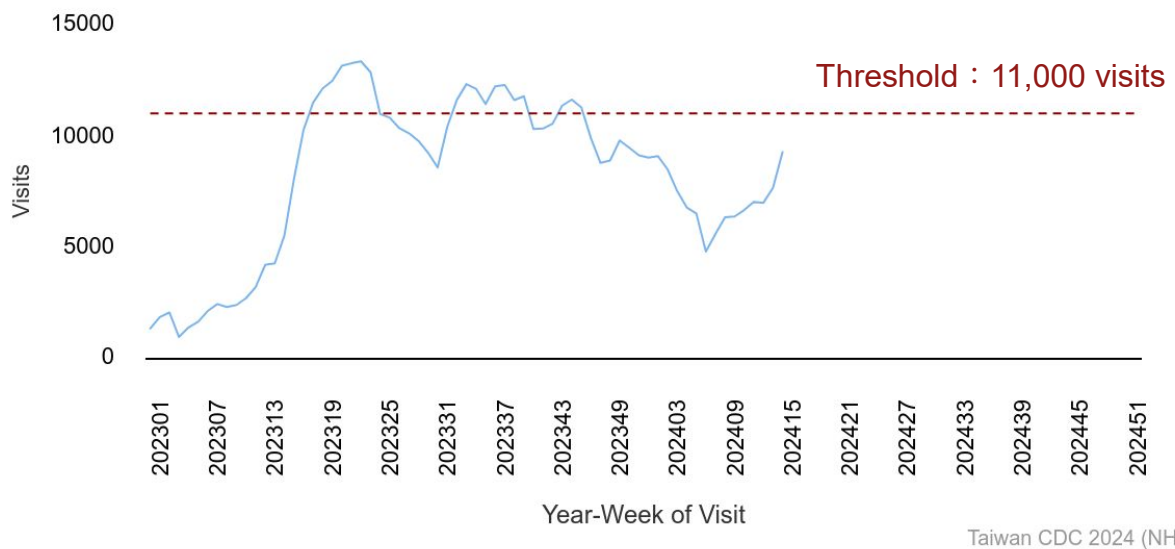


Figure 2. Trend of outpatient and ER visits for enterovirus infection, 2023-2024

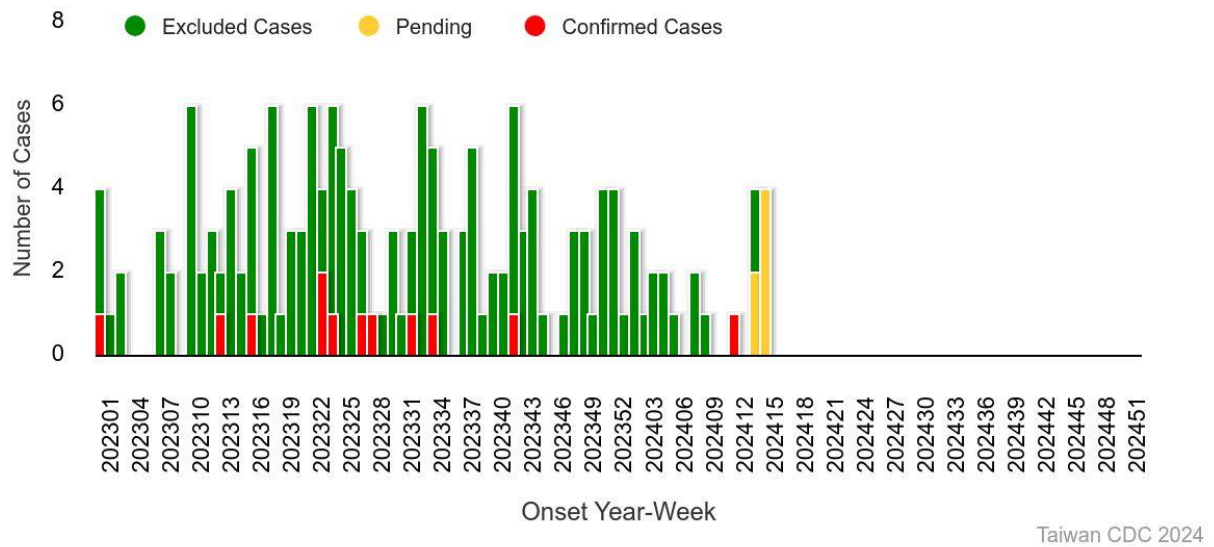


Figure 3. Trend of EVSC case, 2023-2024

Table. Age and sex distribution of EVSC case in 2024

Age(year)	Male	Female	Total
<1	0	1	1
1	0	0	0
2	0	0	0
3	0	0	0
4	0	0	0
5	0	0	0
6	0	0	0
7-9	0	0	0
≥ 10	0	0	0
Total	0	1	1

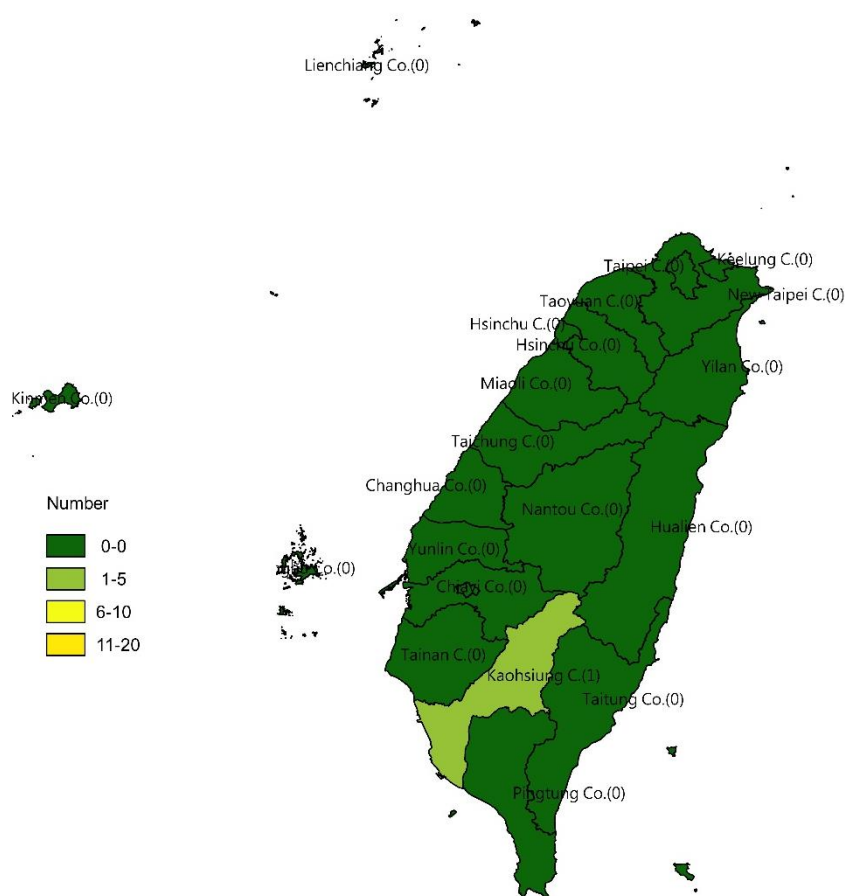


Figure 4. Geographical distribution of EVSC case in 2024

