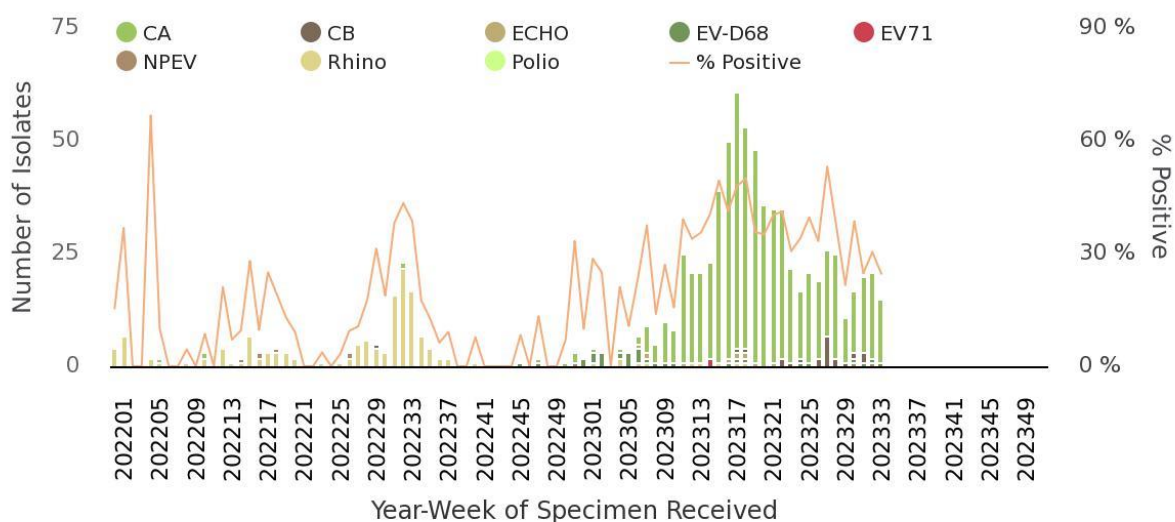


Summary

According to the laboratory surveillance¹, Coxsackie A was the predominant virus type in the past four weeks (Figure 1), EV71 and EV-D68 virus were active in community. During week 36, the total number of outpatient and ER visits for enterovirus infection was 12,163, similar to the previous week but still above the threshold (11,000 visits), as shown in Figure 2.

Between September 5 and 11, no new EVSC² case was confirmed. There have been ten EVSC cases (including one death) since 2023 (Figure 3), and these cases caused by Coxsackie A4, A6, EV-D68, and Echovirus 21 (Figure 3). All cases were below 5 years old (Table 1).

For further information, please visit the Taiwan National Infectious Disease Statistics System (NIDSS) website at <https://nidss.cdc.gov.tw/en/Home/Index?op=1>



Taiwan CDC 2023/09/08

Figure 1. Trend of Enterovirus Isolates, 2022-2023

1. In terms of the surveillance systems in Taiwan, please see: Jian, S. W., Chen, C. M., Lee, C. Y., & Liu, D. P. (2017). Real-Time Surveillance of Infectious Diseases: Taiwan's Experience. *Health security*, 15(2), 144-153.
2. EVSC: Enteroviruses infection with Severe Complications

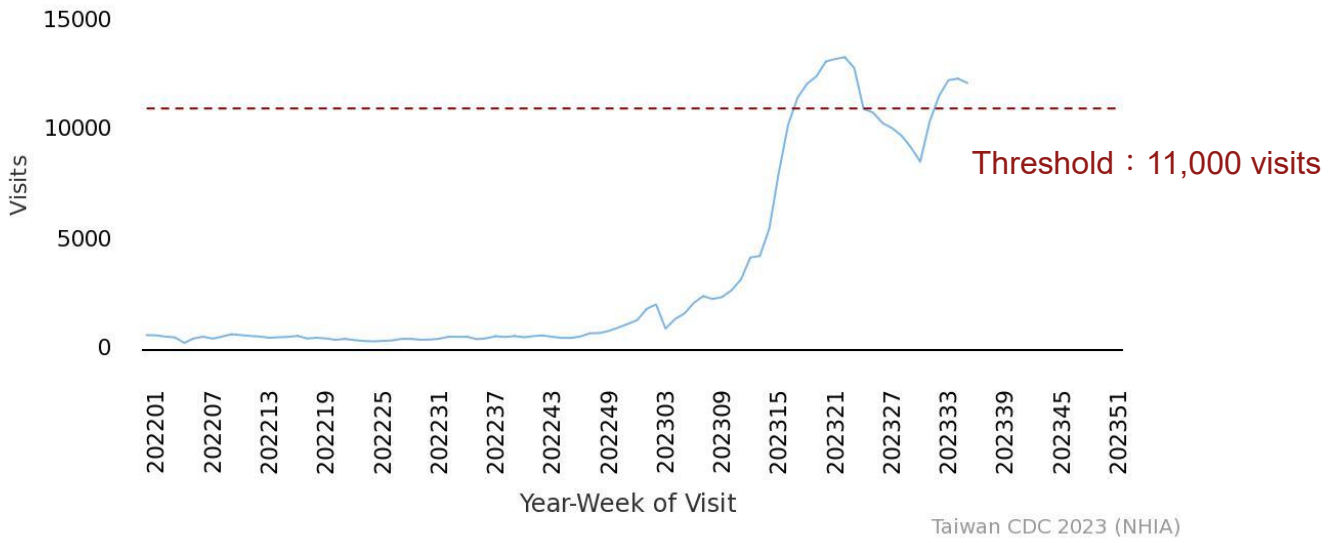


Figure 2. Trend of outpatient and ER visits for enterovirus infection, 2022-2023

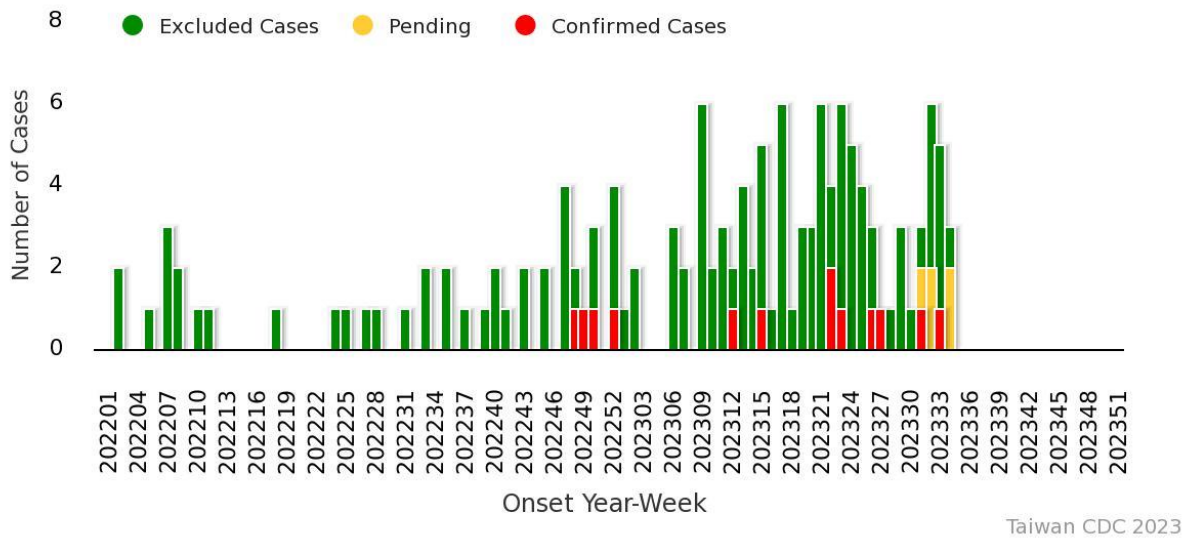


Figure 3. Trend of EVSC, 2022-2023



