

Summary

According to the laboratory surveillance¹, the majority of isolated virus type were Coxsackie A10 in past 4 weeks (Figure 1). However, the number of cases with EV71 infection were still high, and most of these cases were sporadic with mild symptoms. During week 30, the total number of outpatient and ER visits for enterovirus infection was 15,530, which was slightly lower than the number of the previous week (Figure 2), and still above the national baseline(10,500 visits).

In week 30, two EV71 EVSC² cases were newly confirmed. There have been 24 EVSC cases since 2019 (Figure 3). Most of the EVSC cases were caused by EV71 (17 cases), and other cases were caused by Coxsackie A6, A9, A10, B5, ECHO11 and EVD68. Among EVSC cases, 70.8% were below 5 years old (Table 1). Figure 4 showed the geographical distribution of EVSC cases according to their residential areas.

For further information, please visit the Taiwan National Infectious Disease Statistics System (NIDSS) website at <https://nidss.cdc.gov.tw/en/>

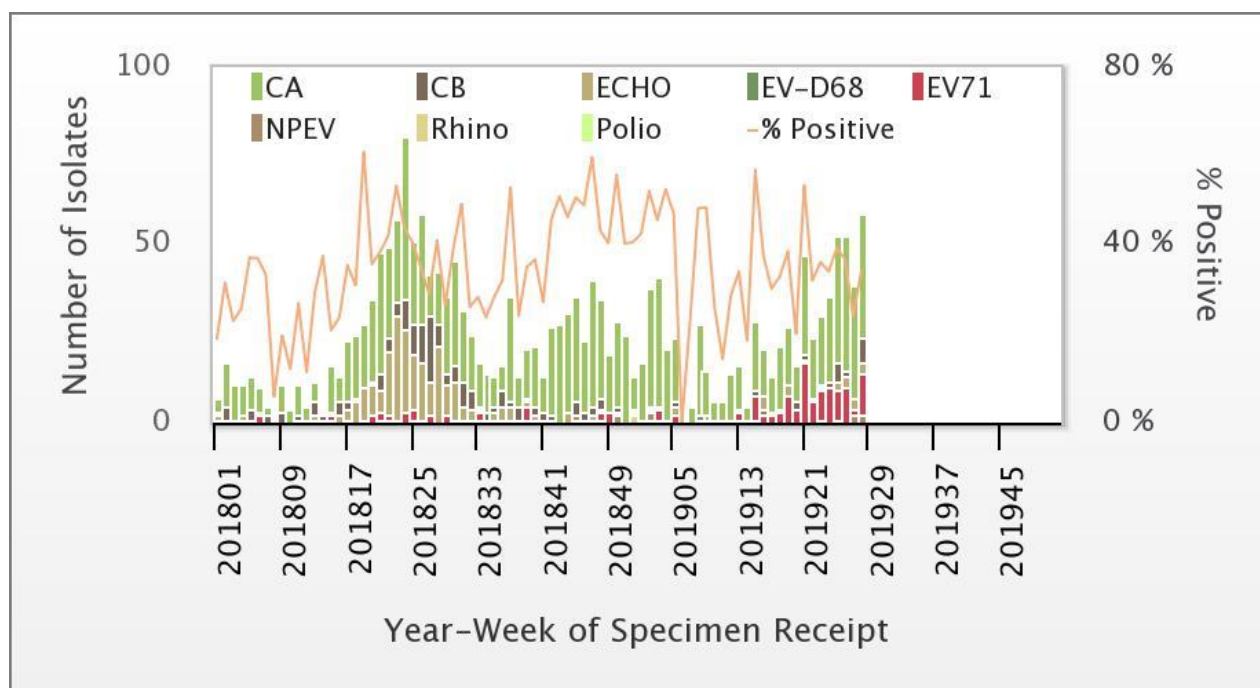


Figure 1. Trend of Enterovirus Isolates, 2018-2019

1. In terms of the surveillance systems in Taiwan, please see: Jian, S. W., Chen, C. M., Lee, C. Y., & Liu, D. P. (2017). Real-Time Surveillance of Infectious Diseases: Taiwan's Experience. *Health security*, 15(2), 144-153.
2. EVSC: Enteroviruses infection with Severe Complications

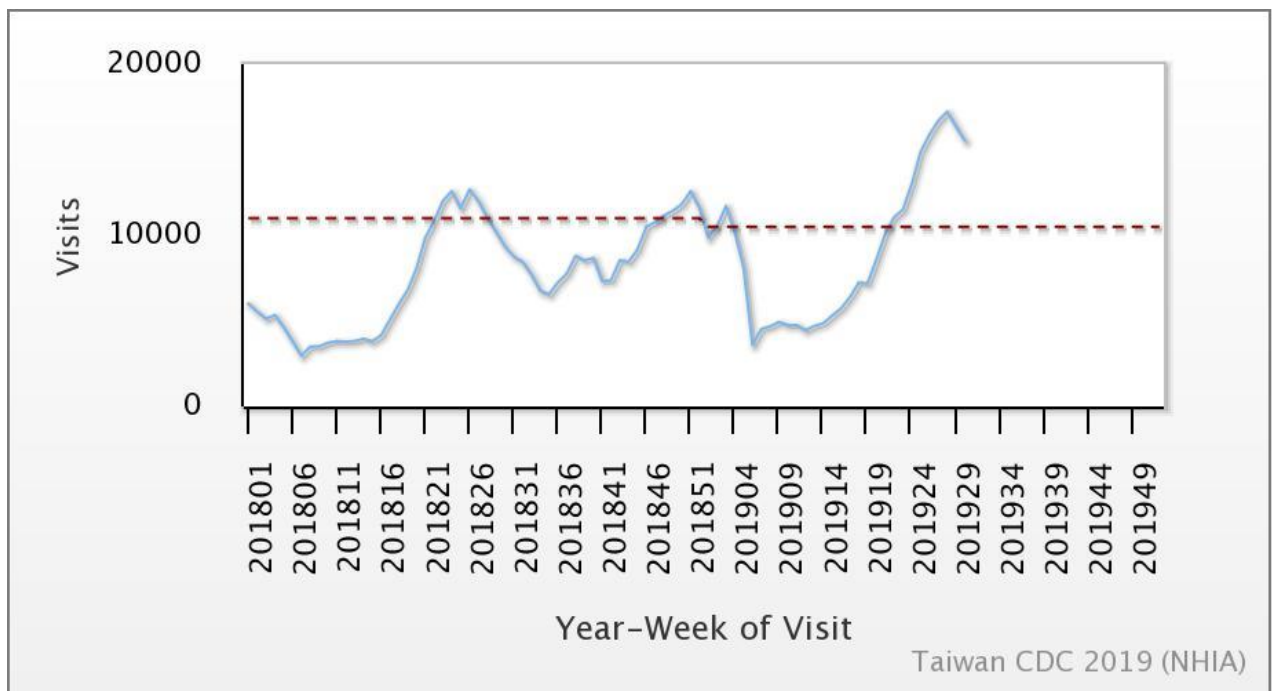


Figure 2. Trend of outpatient and ER visits for enterovirus infection, 2018-2019

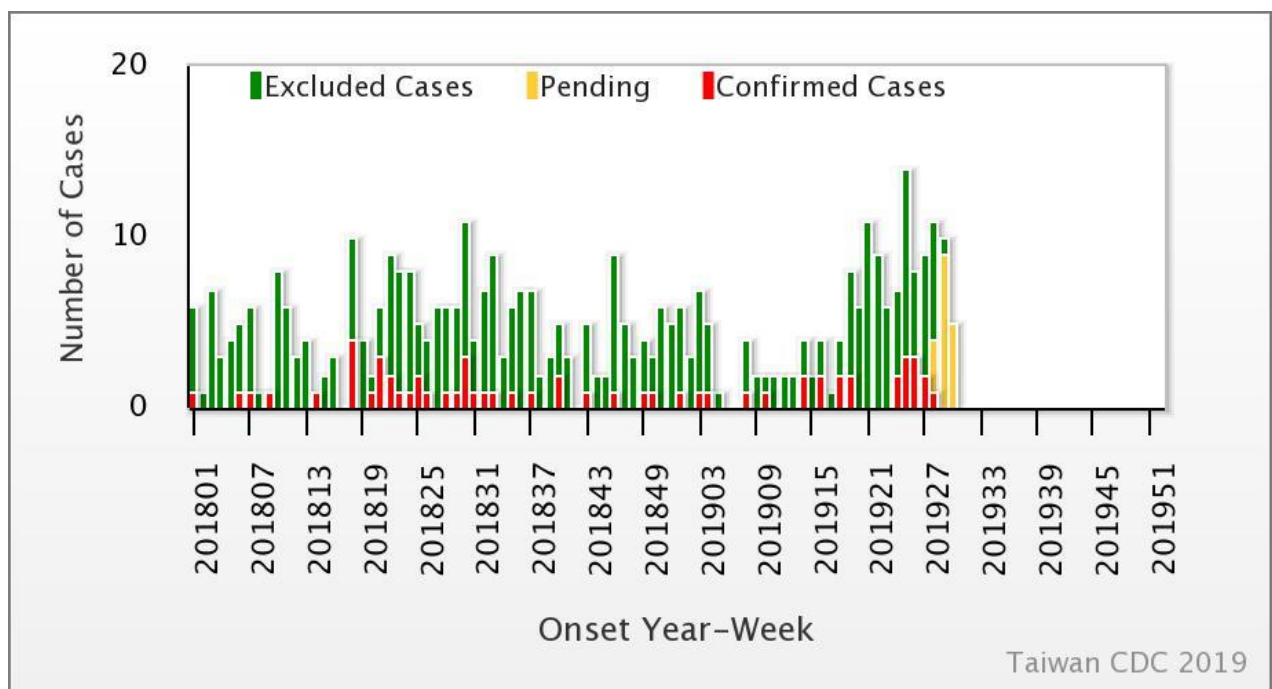


Figure 3. Trend of EVSC, 2018-2019



