



Synopsis

The number of medical visits for ILI was decreasing.

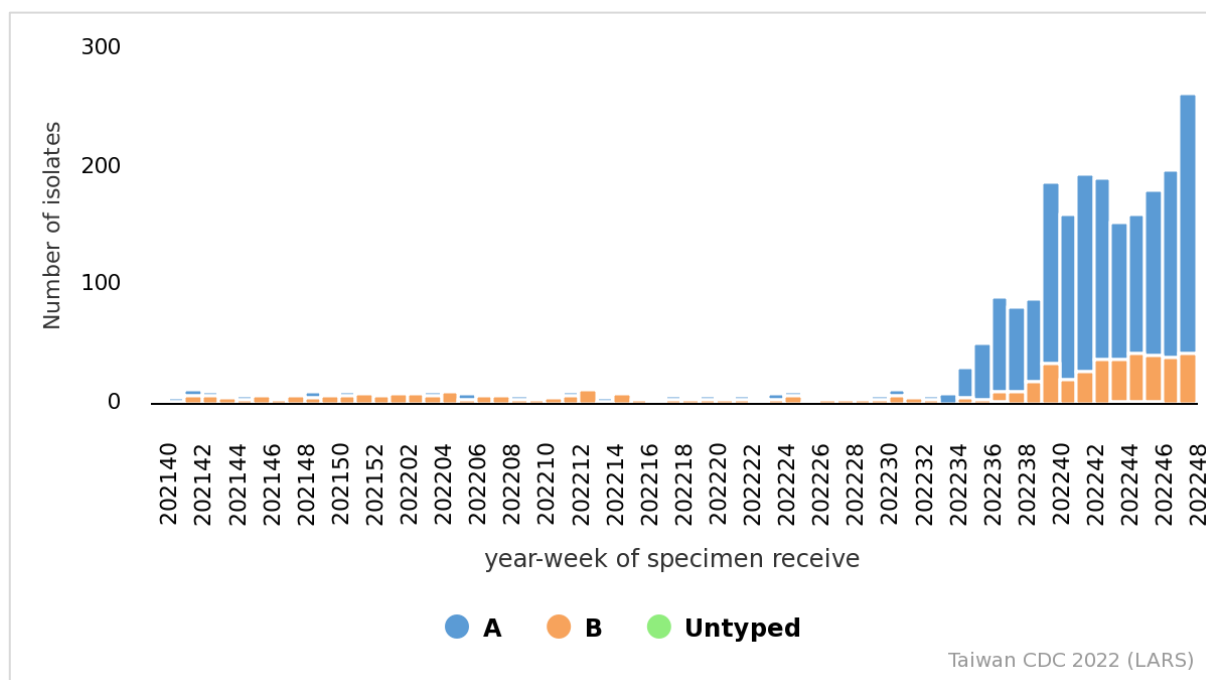
- Influenza virus activity persisted in community. A/H3N2 was predominant type among influenza virus isolates during the past four weeks.
- The number of medical visits for influenza-like illness (ILI) was decreasing during recent weeks, but was still higher than the same period of previous flu season.
- There were 14 influenza cases with severe complications (13 H3N2 and 1 H1N1) since October 1, 2022, and three of them were fatal.

Laboratory Surveillance¹

Laboratory Automated Reporting System (LARS)

The number of influenza-positive specimens was increasing in recent weeks. During the past four weeks, the proportions of influenza A and influenza B positive specimens were 79% and 21% respectively.

Trend of influenza-positive specimens according to LARS

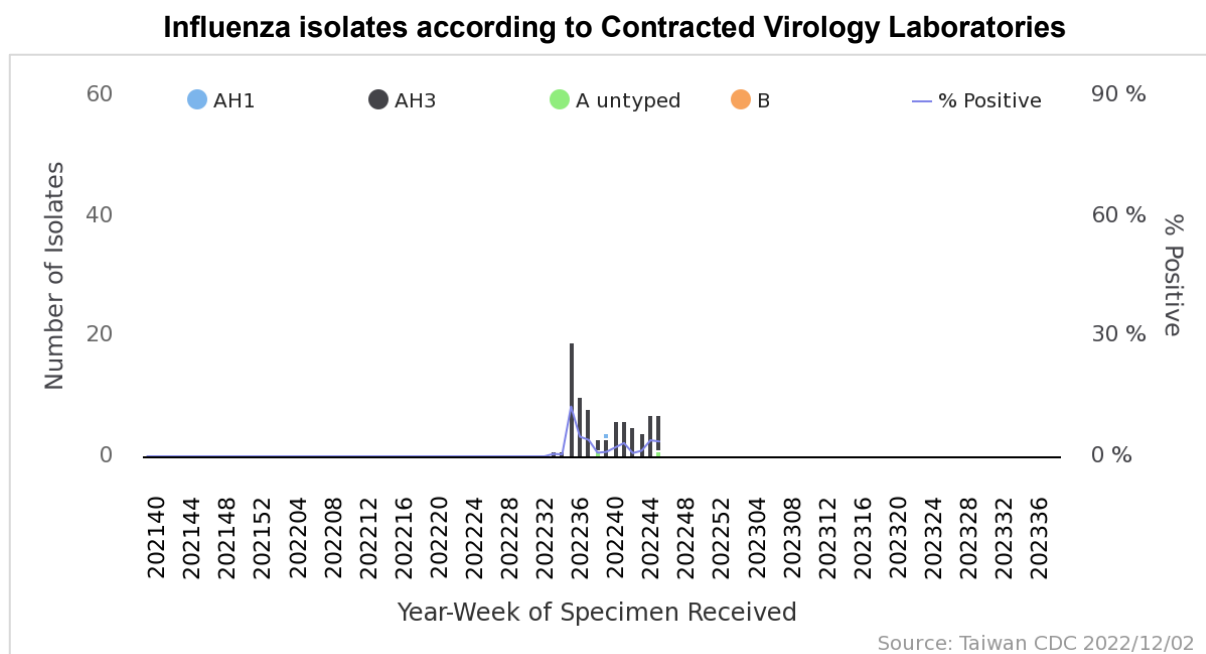


¹ In terms of the surveillance systems in Taiwan, please see: Jian, S. W., Chen, C. M., Lee, C. Y., & Liu, D. P. (2017). Real-Time Surveillance of Infectious Diseases: Taiwan's Experience. Health security, 15(2), 144-153.



Contracted Virology Laboratories Surveillance

The proportion of influenza-positive specimens was 3.7% during week 46, 2022. During the past four weeks (week 43 to week 46, 2022), A/H3N2 was predominant type among influenza virus isolates. Weekly virus data are available at <https://nidss.cdc.gov.tw/>.

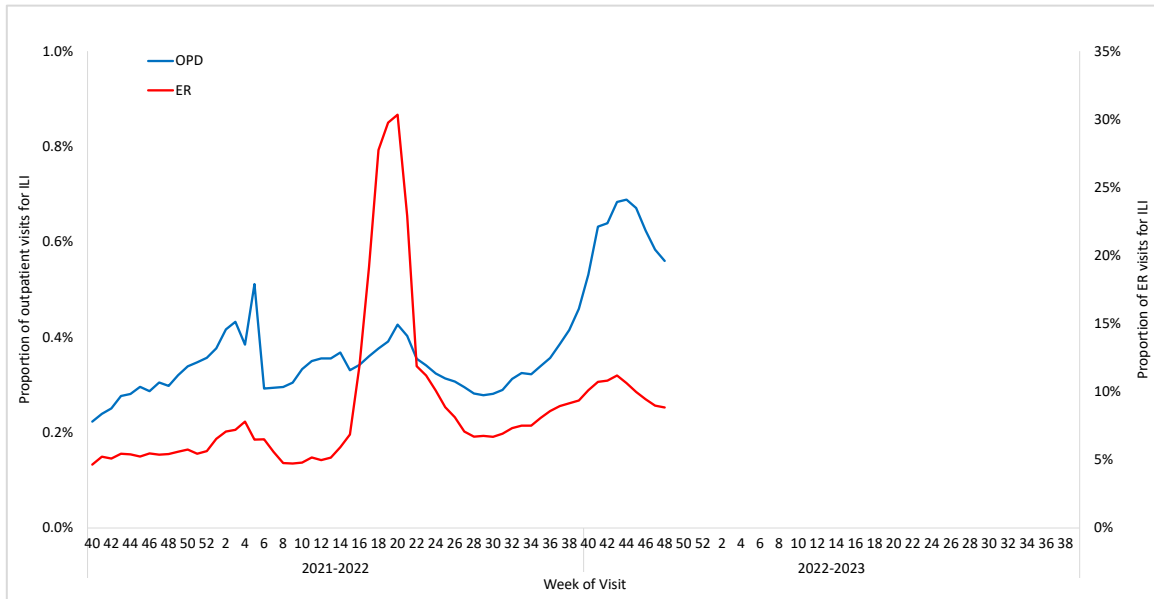


Influenza-like Illness (ILI) Surveillance

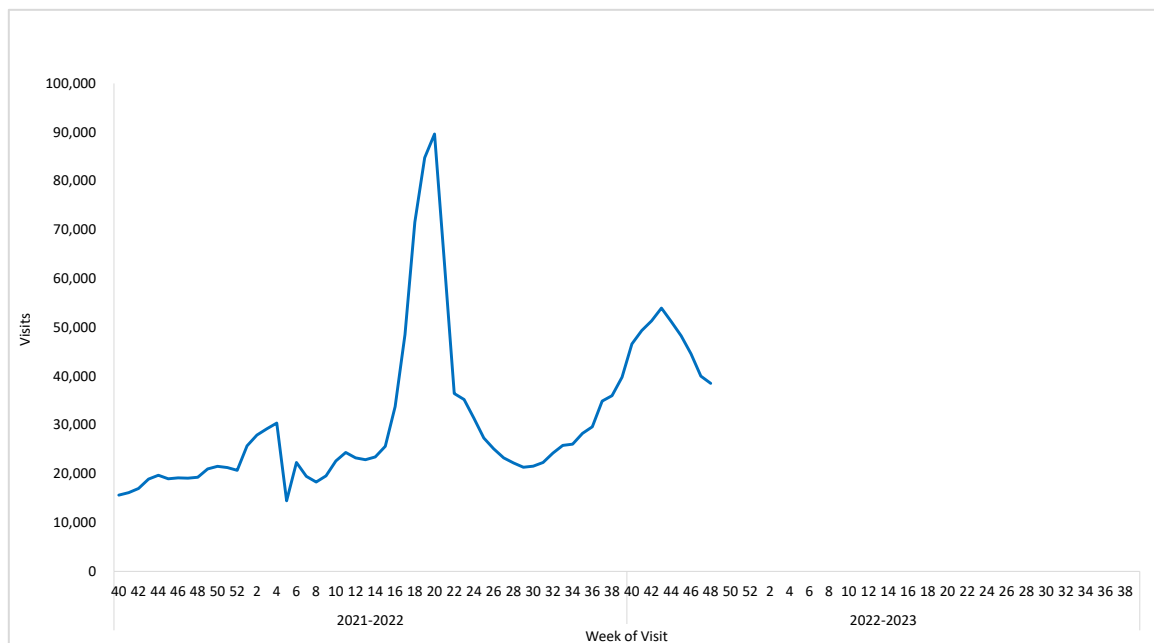
During week 48, the proportions of ILI visits were 0.6% and 8.8% for the outpatient and ER visits, respectively. The total number of visits for ILI in outpatient and ER was 38,533 and continued decreasing during recent weeks, but was still higher than the same period of previous flu season.



Percentages of outpatient and ER visits for ILI



Total number of outpatient and ER visits for ILI



Influenza Case with Severe Complications

There were four newly confirmed influenza cases with severe complications (H3N2). A total of 14 influenza cases with severe complications (13 H3N2 and 1 H1N1) were confirmed since October 1, 2022, and three of them (H3N2) were fatal.

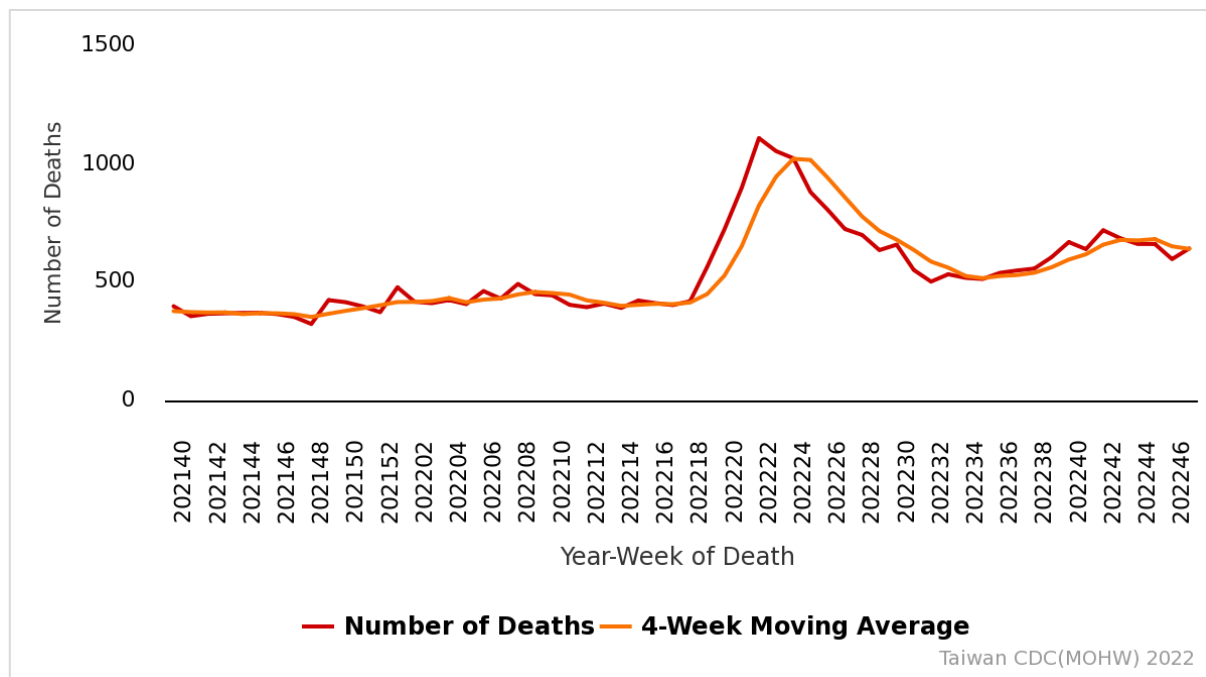
Incidence of influenza cases with severe complications and mortality rate October 1, 2022, to December 5, 2022

Age Group	Cases	Deaths	Cumulative incidence per 100,000 population	Cumulative mortality per 100,000 population
< 3 y	1	0	0	0
3-6 y	0	0	0	0
7-18 y	3	0	0	0
19-24 y	1	0	0	0
25-49 y	2	0	0	0
50-64 y	1	0	0	0
65 +	6	3	0.15	0.08
Total	14	3	0.06	0.01



Pneumonia and Influenza (P&I) Mortality Surveillance

Based on the Internet System for Death Reporting (ISDR)² data, the number of deaths attributed to pneumonia and influenza (P&I) remained the same in recent weeks. The proportion of deaths attributed to P&I for adults aged 65 and older was the highest among the three age groups (0-49, 50-64, and 65+). Weekly P&I data are available at <https://nidss.cdc.gov.tw/>.



² Medical institutions are required to report any mortality case to the Ministry of Health and Welfare (MOHW) within 7 days after a death certificate is issued through the Internet System for Death Reporting (ISDR). Either the immediate cause of death or the underlying cause of death was used to identify P&I death cases. Only those with keyword texts containing 'pneumonia', 'influenza' or 'common cold' were counted as a P&I death.

