

Summary

According to the laboratory surveillance¹, Coxsackie A5 was the predominant virus type in the past 4 weeks (Figure 1). During week 21, the total number of outpatient and ER visits for enterovirus infection was 1,200, which was low in recent weeks (Figure 2).

In week 21, no new EVSC² case was confirmed. There have been 5 EVSC cases since 2020 (Figure 3), and all cases were caused by EV71. Among EVSC cases, 60% were below 3 years old (Table 1). Figure 4 showed the geographical distribution of EVSC cases according to their residential areas.

For further information, please visit the Taiwan National Infectious Disease Statistics System (NIDSS) website at <https://nidss.cdc.gov.tw/en/>

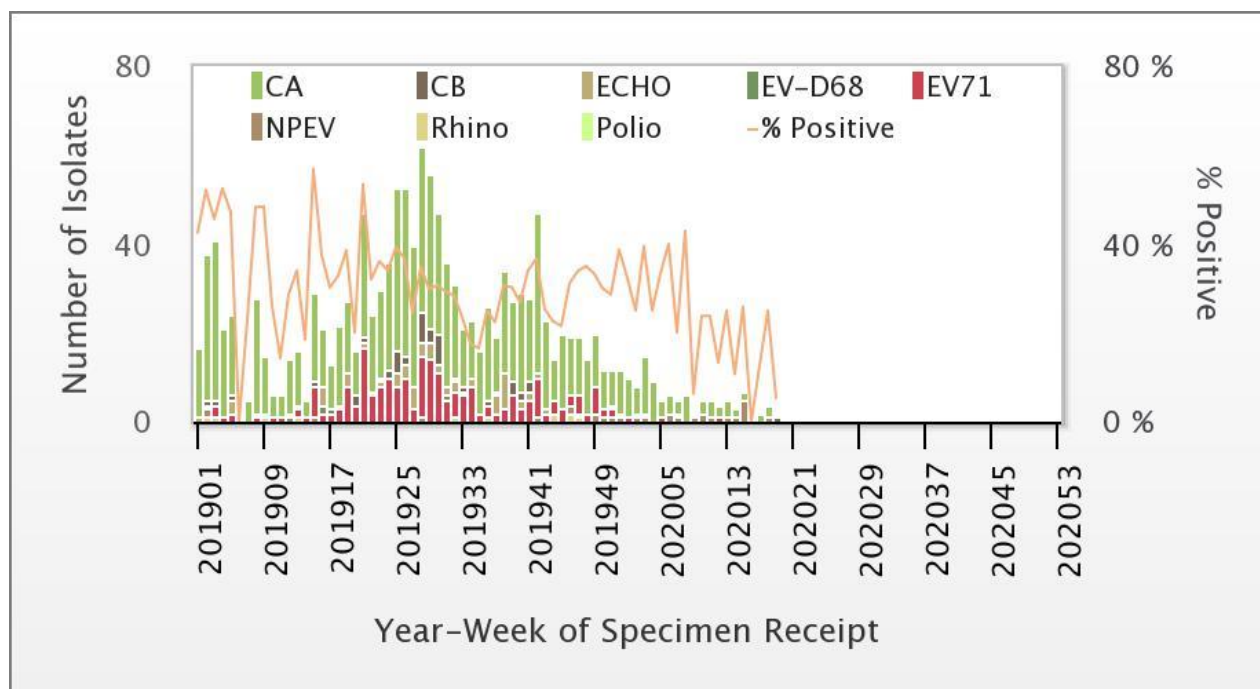


Figure 1. Trend of Enterovirus Isolates, 2019-2020

1. In terms of the surveillance systems in Taiwan, please see: Jian, S. W., Chen, C. M., Lee, C. Y., & Liu, D. P. (2017). Real-Time Surveillance of Infectious Diseases: Taiwan's Experience. *Health security*, 15(2), 144-153.

2. EVSC: Enteroviruses infection with Severe Complications

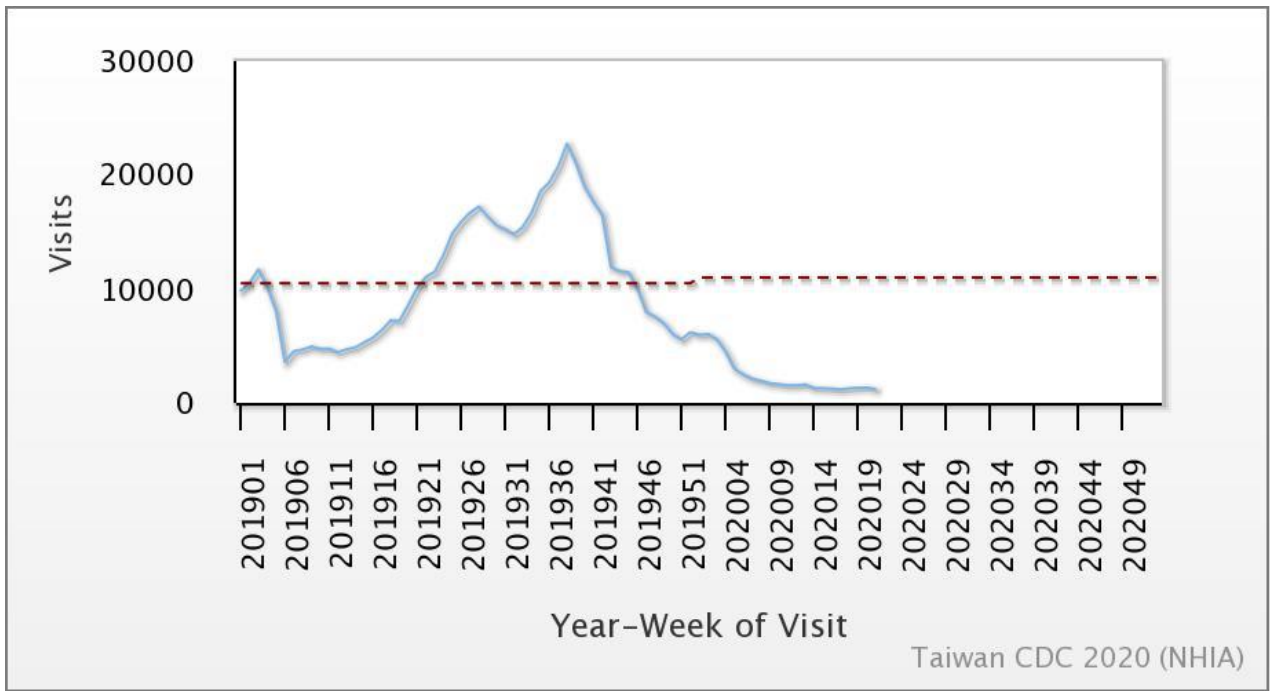


Figure 2. Trend of outpatient and ER visits for enterovirus infection, 2019-2020

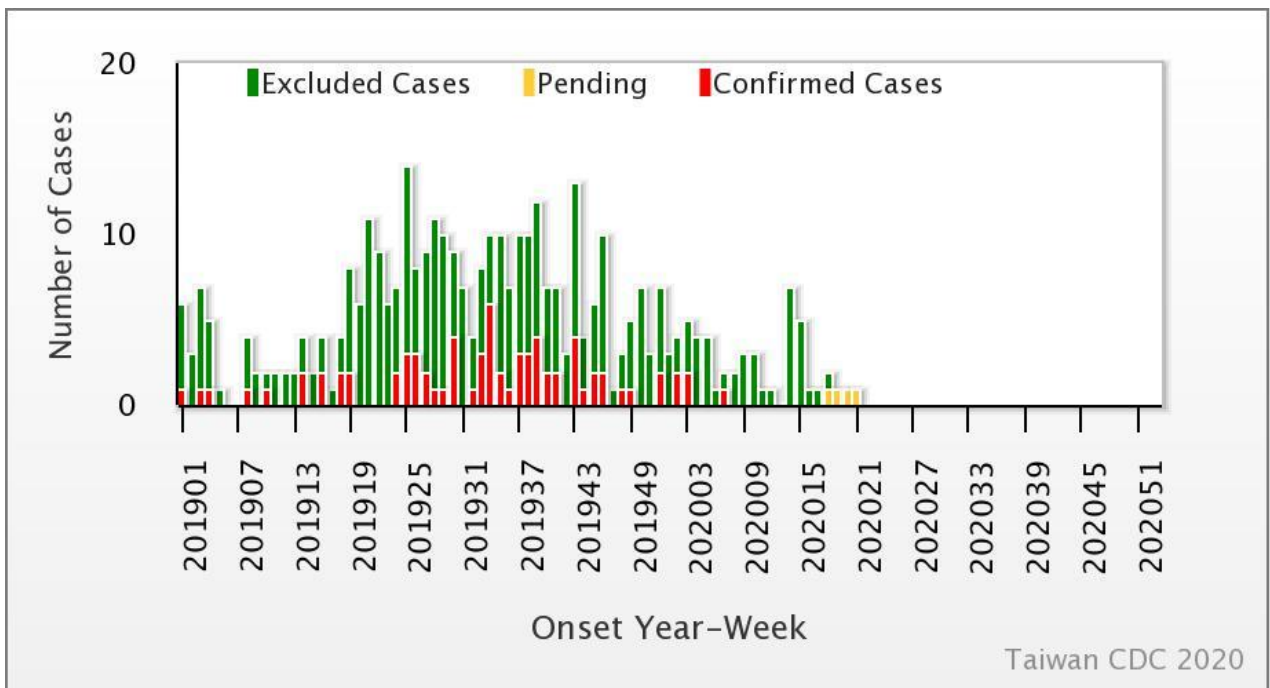


Figure 3. Trend of EVSC, 2019-2020



Table 1. Age and sex distribution of EVSC cases in 2020

Age(year)	Male	Female	Total
<1	0	0	0
1	0	2	2
2	1	0	1
3	0	0	0
4	0	0	0
5	0	0	0
6	0	1	1
7-9	0	0	0
≥ 10	1	0	1
Total	2	3	5

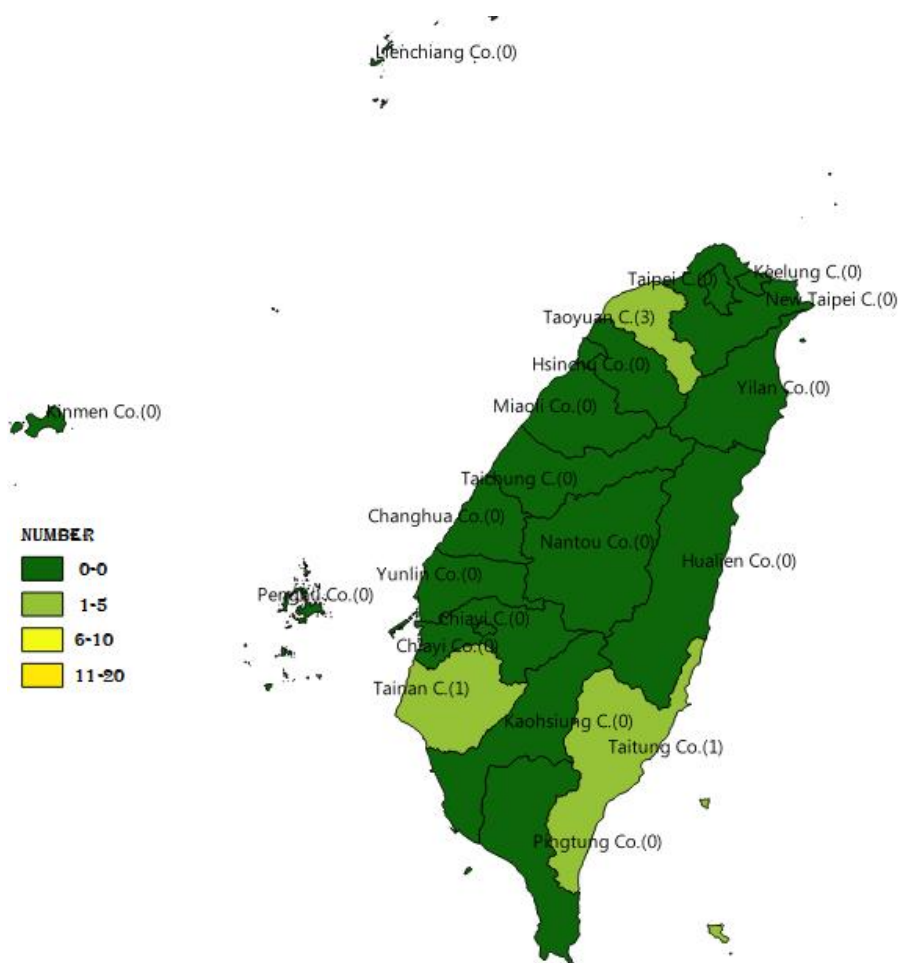


Figure 4. Geographical distribution of EVSC cases in 2020

