

### Summary

According to the laboratory surveillance<sup>1</sup>, EV71 activity has been increasing in the community (Figure 1), and most of these cases were sporadic with mild symptoms. During week 24, the total number of outpatient and ER visits for enterovirus infection was 12,937 (Figure 2). The numbers of the medical visits increased during recent weeks and was above the national baseline (10,500 visits).

In week 24, no new EVSC<sup>2</sup> case was confirmed. There have been 12 EVSC cases since 2019 (Figure 3). Most of the EVSC cases were caused by EV71 (6 cases), and other cases were caused by Coxsackie A9, A10, B5, ECHO11 and EVD68. Among EVSC cases, 83.3% were below 5 years old (Table 1). Figure 4 showed the geographical distribution of EVSC cases according to their residential areas.

For further information, please visit the Taiwan National Infectious Disease Statistics System (NIDSS) website at <https://nidss.cdc.gov.tw/en/>

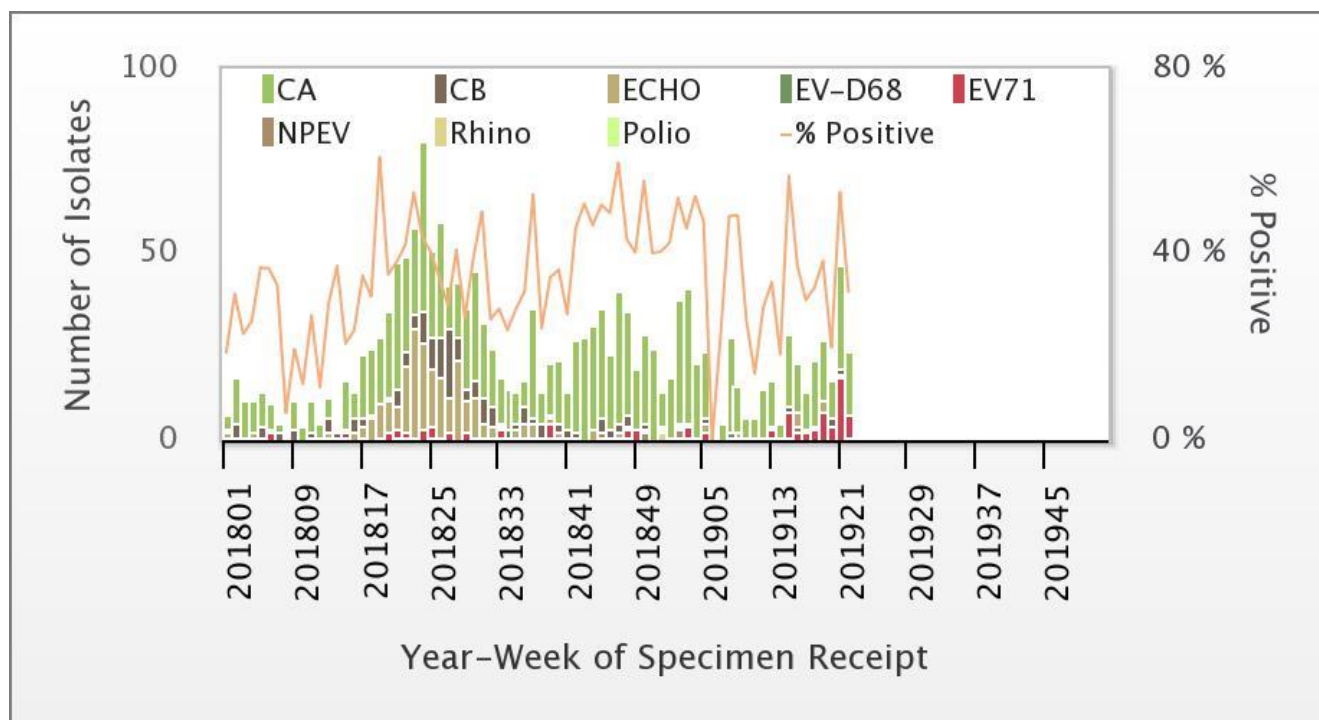


Figure 1. Trend of Enterovirus Isolates, 2018-2019

1. In terms of the surveillance systems in Taiwan, please see: Jian, S. W., Chen, C. M., Lee, C. Y., & Liu, D. P. (2017). Real-Time Surveillance of Infectious Diseases: Taiwan's Experience. *Health security*, 15(2), 144-153.
2. EVSC: Enteroviruses infection with Severe Complications

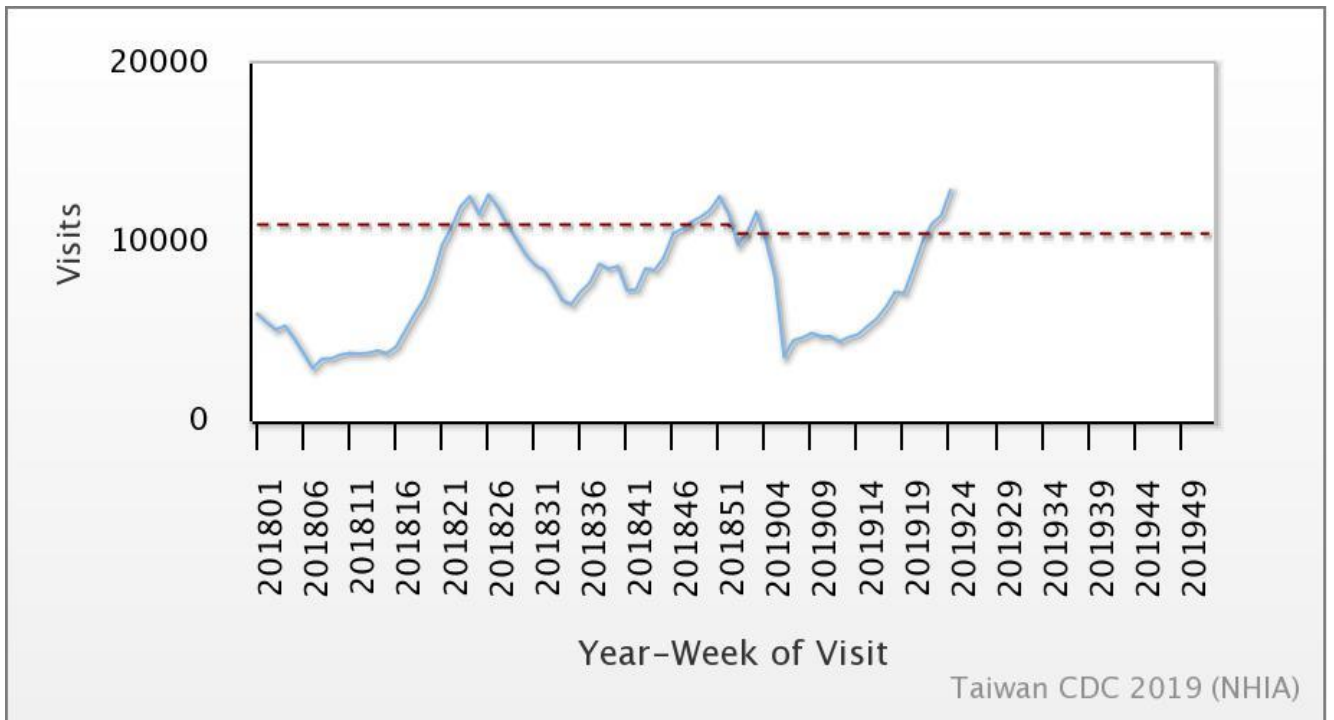


Figure 2. Trend of outpatient and ER visits for enterovirus infection, 2018-2019

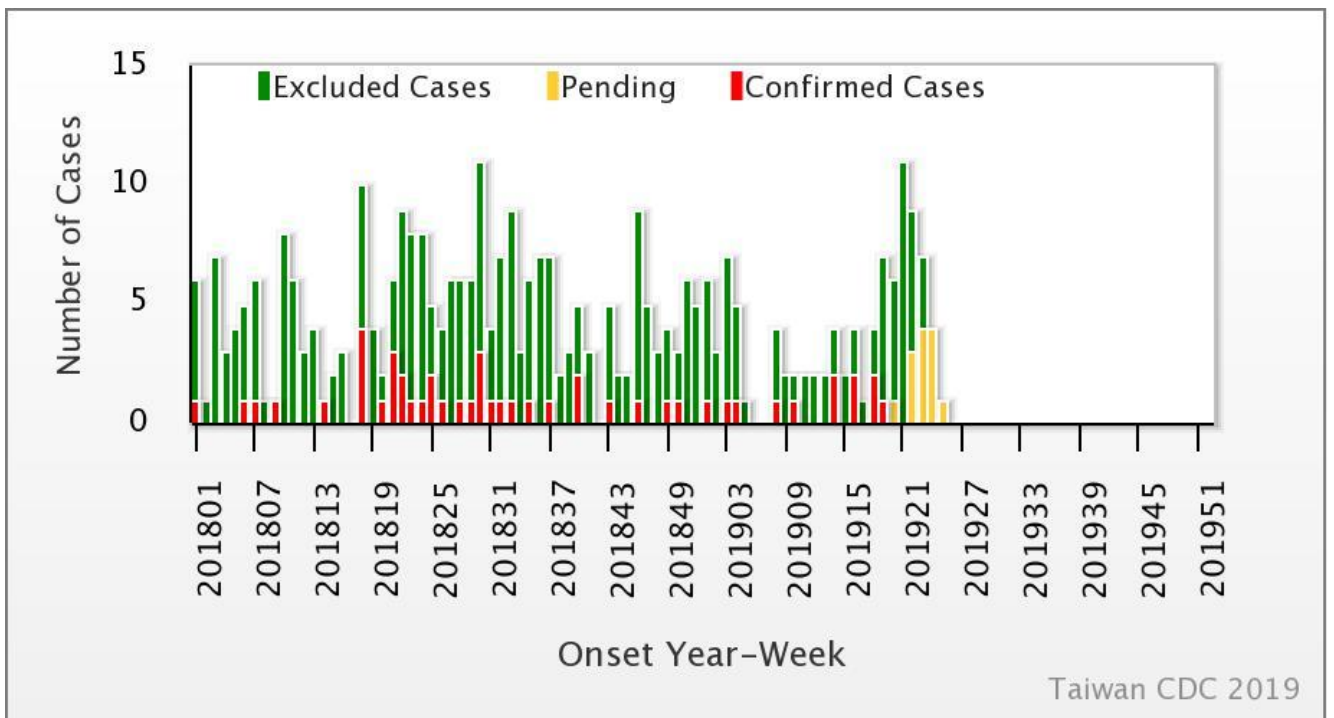


Figure 3. Trend of EVSC, 2018-2019



Table 1. Age and sex distribution of EVSC cases in 2019

Age(year)	Male	Female	Total
<1	2	0	2
1	1	2	3
2	3	0	3
3	1	1	2
4	0	0	0
5	1	0	1
6	0	1	1
7-9	0	0	0
$\geq 10$	0	0	0
<b>Total</b>	<b>8</b>	<b>4</b>	<b>12</b>

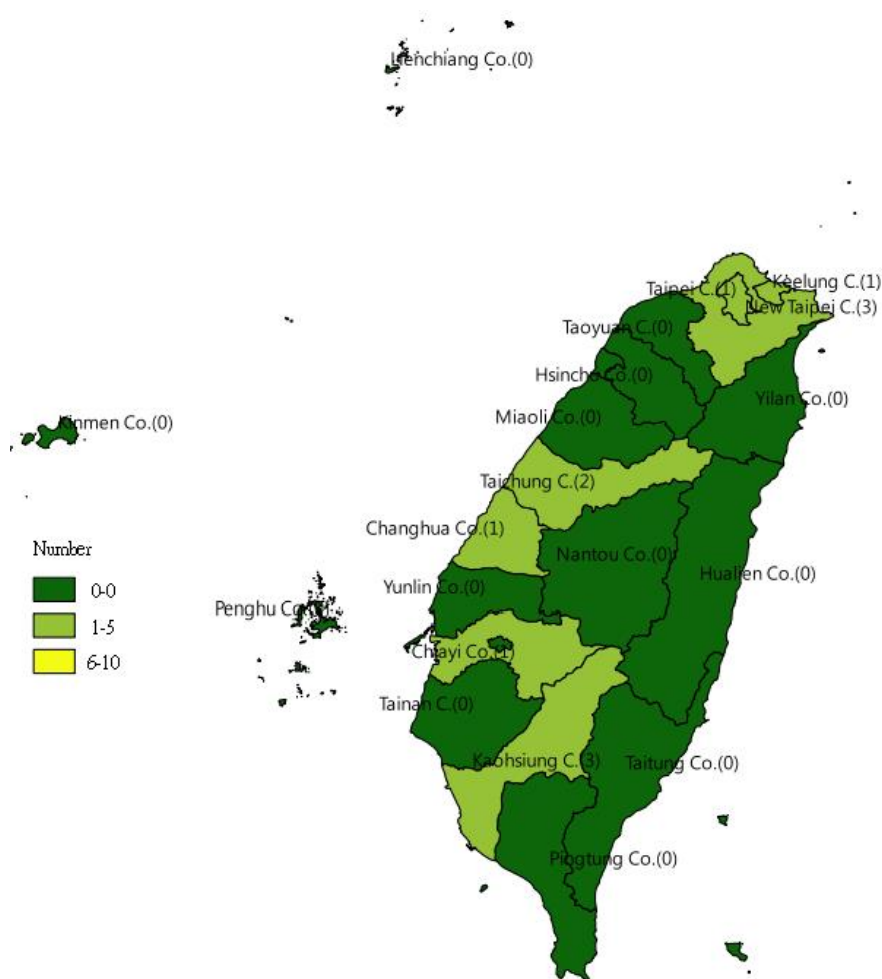


Figure 4. Geographical distribution of EVSC cases in 2019

