



Synopsis

Influenza virus activity is persistence.

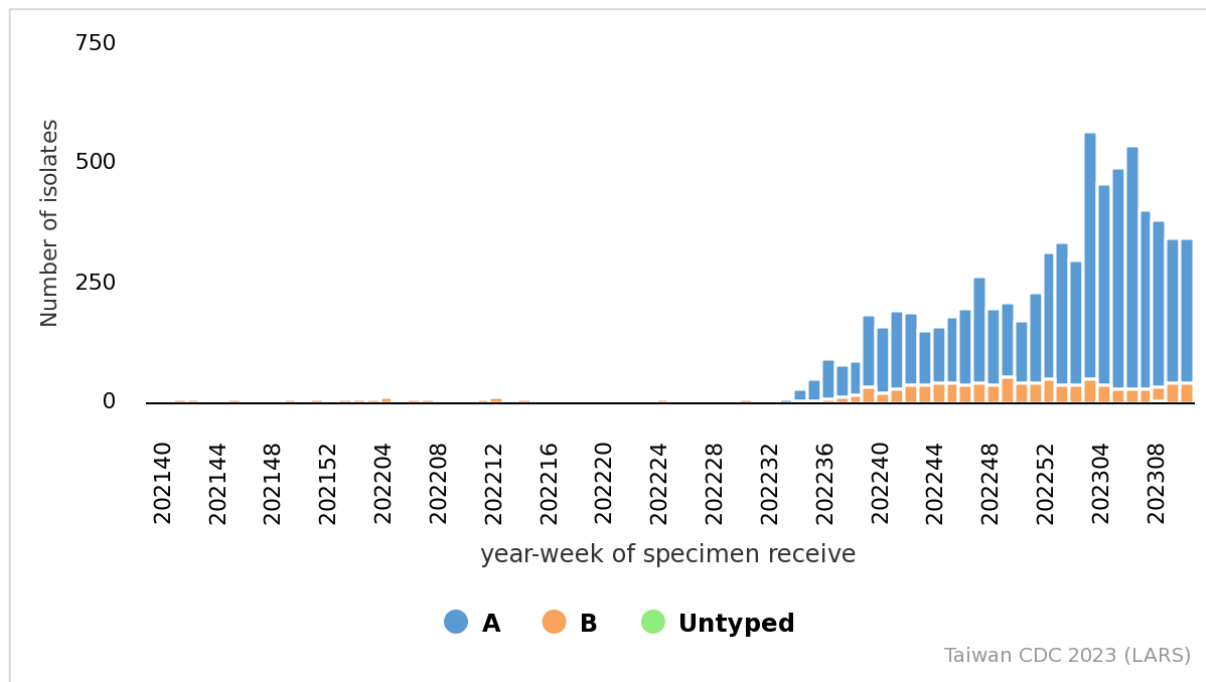
- Influenza virus activity is persistence in community. A/H3N2 was the predominant type among influenza virus isolates during the last four weeks.
- Those numbers of medical visits for influenza-like illness (ILI) during recent weeks were comparable, and that of week 11 was higher than the same periods of the previous three flu seasons.
- There have been 64 influenza cases with severe complications (52 H3N2, 6 H1N1, 2 untyped influenza A, and 4 influenza B) since October 1, 2022, and 13 of them were fatal.

Laboratory Surveillance¹

Laboratory Automated Reporting System (LARS)

The number of influenza-positive specimens during week 11 was similar to that of the previous week. During the last four weeks, the proportions of influenza A and influenza B positive specimens were 90% and 10% respectively.

Trend of influenza-positive specimens according to LARS



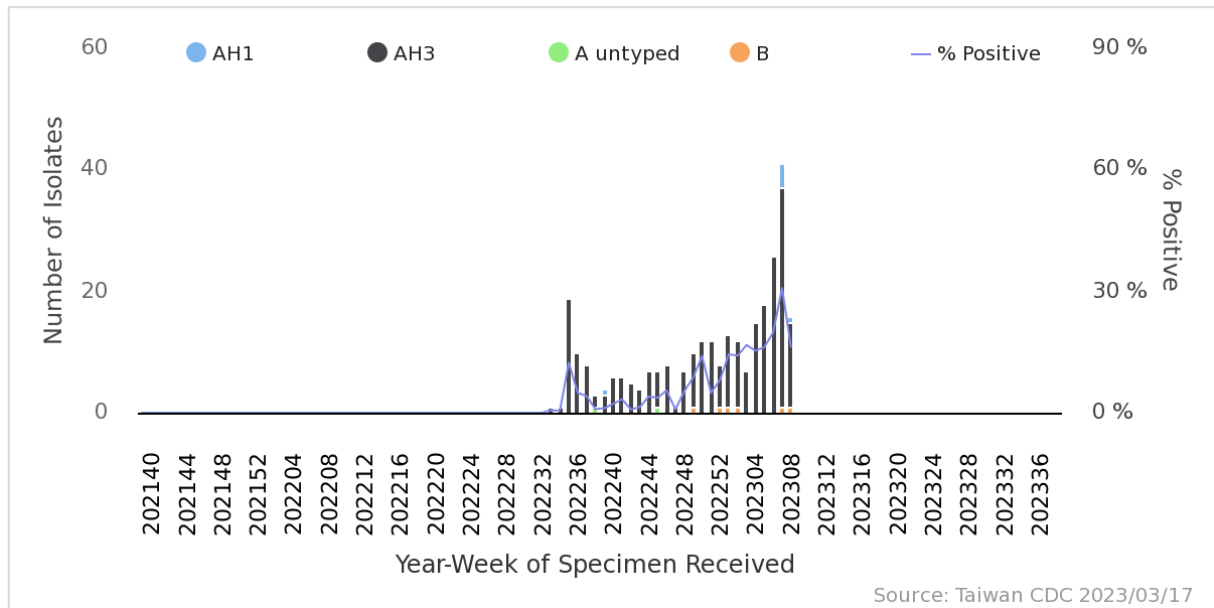
¹ In terms of the surveillance systems in Taiwan, please see: Jian, S. W., Chen, C. M., Lee, C. Y., & Liu, D. P. (2017). Real-Time Surveillance of Infectious Diseases: Taiwan's Experience. Health security, 15(2), 144-153.



Contracted Virology Laboratories Surveillance

The proportion of influenza-positive specimens of week 9 was 16.3%. During the last four weeks (week 6 to week 9, 2023), A/H3N2 was the predominant type among influenza virus isolates. Weekly virus data are available at <https://nidss.cdc.gov.tw/>.

Influenza isolates according to Contracted Virology Laboratories

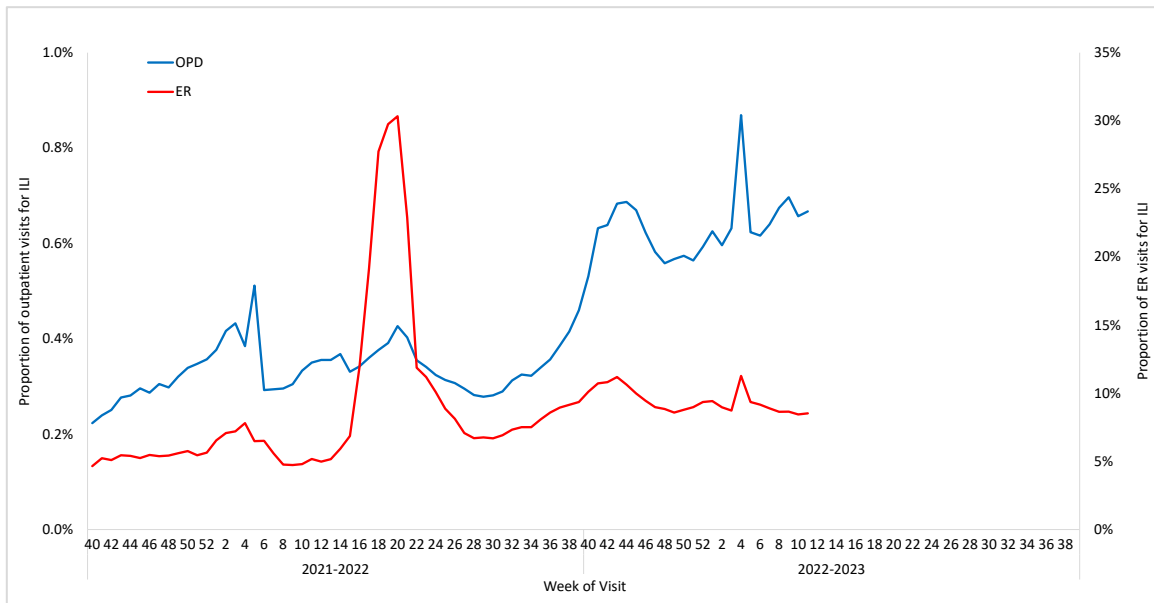


Influenza-like Illness (ILI) Surveillance

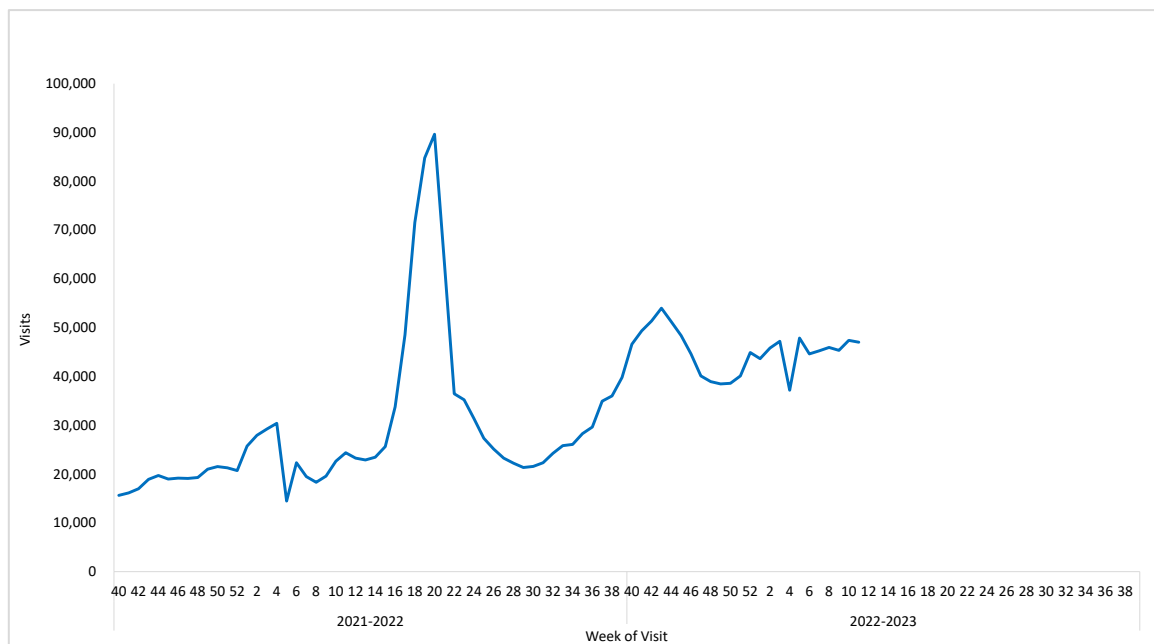
During week 11, the proportions of ILI visits were 0.7% and 8.5% for the outpatient and ER visits respectively. The total number of visits for ILI in outpatient and ER was 47,009, comparable with that during recent weeks, and higher than the same periods of the previous three flu seasons.



Percentages of outpatient and ER visits for ILI



Total number of outpatient and ER visits for ILI



Influenza Case with Severe Complications

There were two newly confirmed influenza cases with severe complications and two newly fatal cases. A total of 64 influenza cases with severe complications (52 H3N2, 6 H1N1, 2 untyped influenza A, and 4 influenza B) have been confirmed since October 1, 2022, and 13 of them (11 H3N2, 1 H1N1 and 1 influenza B) were fatal.

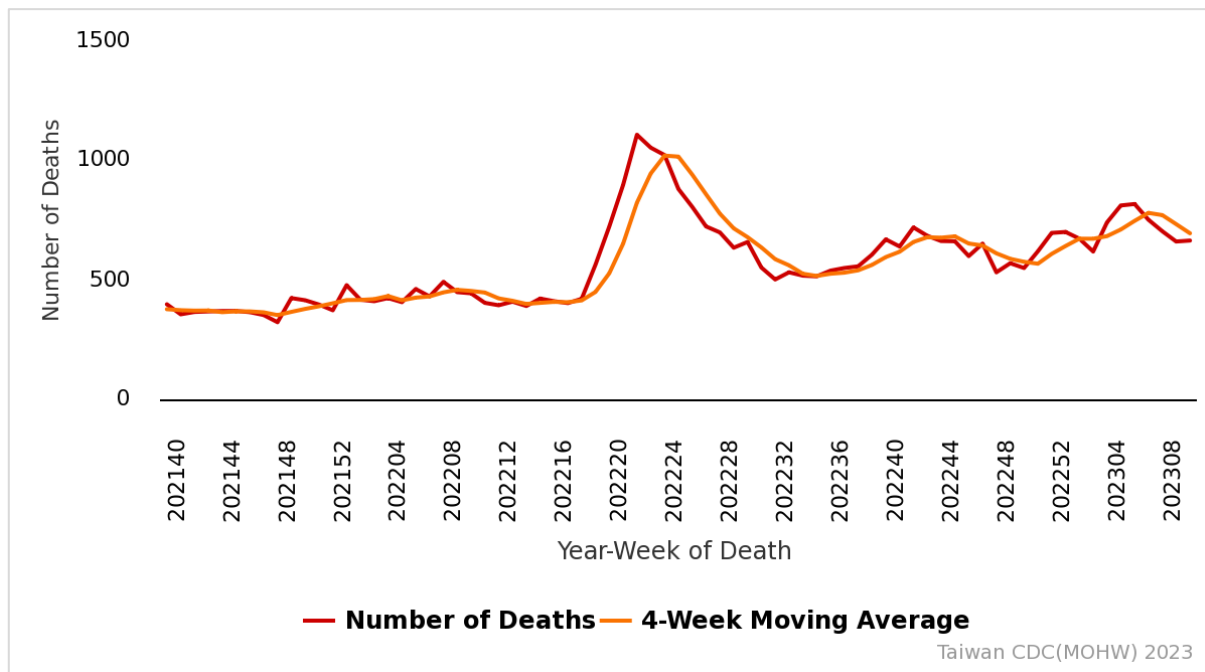
Incidence of influenza cases with severe complications and mortality rate October 1, 2022, to March 20, 2023

Age Group	Cases	Deaths	Cumulative incidence per 100,000 population	Cumulative mortality per 100,000 population
< 3 y	1	0	0.21	0
3-6 y	2	0	0.26	0
7-18 y	7	0	0.29	0
19-24 y	1	0	0.06	0
25-49 y	13	1	0.15	0.01
50-64 y	15	4	0.29	0.08
65 +	25	8	0.63	0.20
Total	64	13	0.28	0.06



Pneumonia and Influenza (P&I) Mortality Surveillance

Based on the Internet System for Death Reporting (ISDR)² data, the number of deaths attributed to pneumonia and influenza (P&I) during week 10 was similar to that during the previous week. The proportion of deaths attributed to P&I for adults aged 65 and older was the highest among the three age groups (0-49, 50-64, and 65+). Weekly P&I data are available at <https://nidss.cdc.gov.tw/>.



² Medical institutions are required to report any mortality case to the Ministry of Health and Welfare (MOHW) within 7 days after a death certificate is issued through the Internet System for Death Reporting (ISDR). Either the immediate cause of death or the underlying cause of death was used to identify P&I death cases. Only those with keyword texts containing 'pneumonia', 'influenza' or 'common cold' were counted as a P&I death.

